



US00D777253S

(12) **United States Design Patent**
Condren

(10) **Patent No.:** **US D777,253 S**
(45) **Date of Patent:** **** Jan. 24, 2017**

(54) **CLIP**

(71) Applicant: **EC Design LLC**, Hawthorne, CA (US)

(72) Inventor: **Erin Condren**, Hawthorne, CA (US)

(73) Assignee: **EC Design LLC**, Hawthorne, CA (US)

(**) Term: **14 Years**

(21) Appl. No.: **29/516,934**

(22) Filed: **Feb. 6, 2015**

(51) **LOC (10) Cl.** **19-06**

(52) **U.S. Cl.**
USPC **D19/65**

(58) **Field of Classification Search**
USPC D19/65, 32, 33, 34, 86, 99, 100; D8/394,
D8/395

(Continued)

(56) **References Cited**

U.S. PATENT DOCUMENTS

1,023,715 A * 4/1912 Bristol B42F 11/00
402/79
2,028,694 A * 1/1936 Spinks A47K 1/09
211/65

(Continued)

OTHER PUBLICATIONS

Writer's Bloc Blog. <URL: <http://reviews.shopwritersbloc.com/tag/disc-bound>> Dec. 8, 2015. Disc Bound Notebook insert.*

(Continued)

Primary Examiner — Thomas Johannes

Assistant Examiner — Lauren McVey

(74) *Attorney, Agent, or Firm* — Louis C. Cullman; Brian J. Novak

(57) **CLAIM**

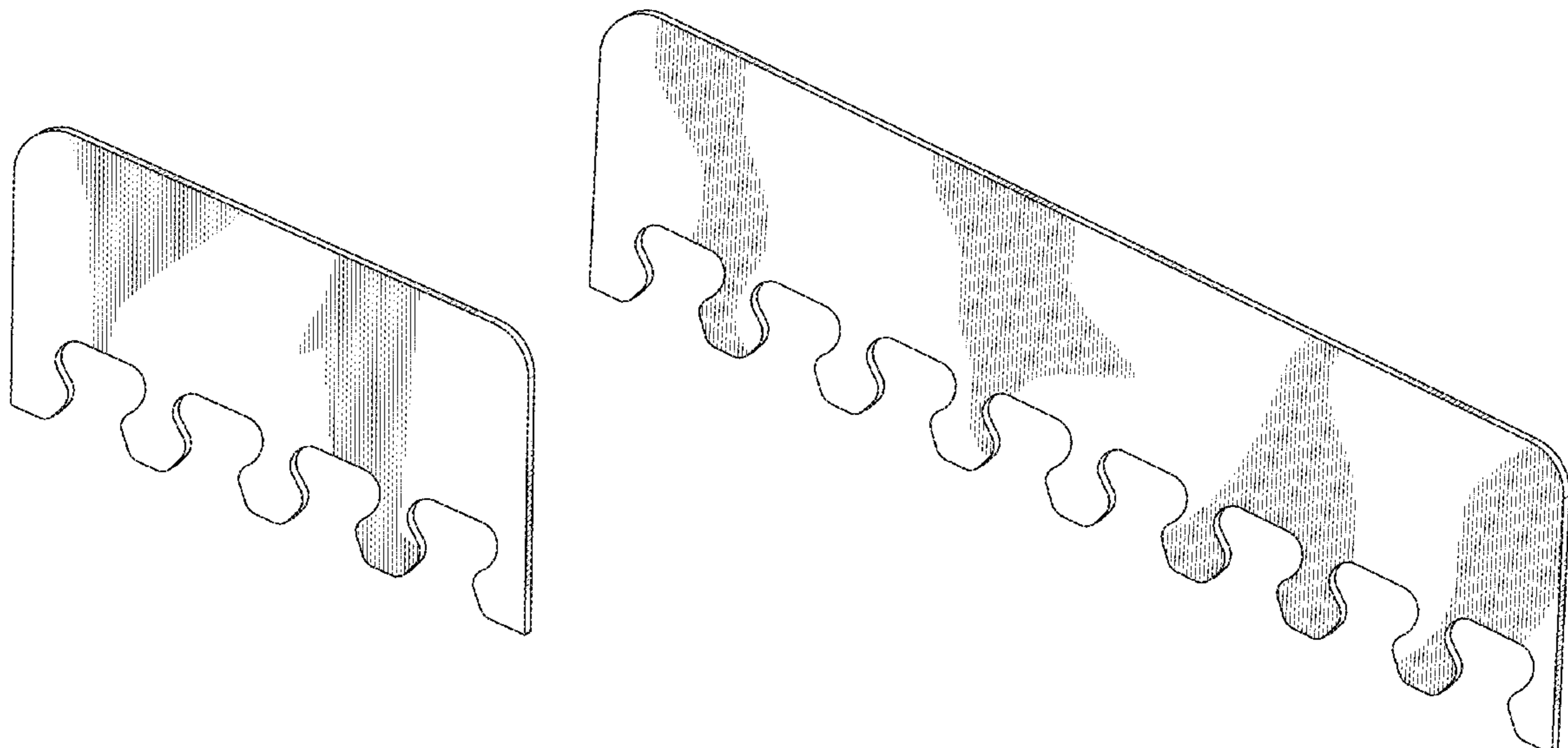
The ornamental design for a clip, as shown and described.

DESCRIPTION

FIG. 1 is a perspective view of a first embodiment of a clip, showing my new design;
FIG. 2 is a first side view thereof;
FIG. 3 is a front view thereof;
FIG. 4 is a second side view thereof;
FIG. 5 is a top view thereof;
FIG. 6 is a back view thereof;
FIG. 7 is a bottom view thereof;
FIG. 8 is a perspective view of a second embodiment of a clip;
FIG. 9 is a first side view thereof;
FIG. 10 is a front view thereof;
FIG. 11 is a second side view thereof;
FIG. 12 is a top view thereof;
FIG. 13 is a back view thereof;
FIG. 14 is a bottom view thereof;
FIG. 15 is a perspective view of a third embodiment of a clip;
FIG. 16 is a first side view thereof;
FIG. 17 is a front view thereof;
FIG. 18 is a second side view thereof;
FIG. 19 is a top view thereof;
FIG. 20 is a back view thereof;
FIG. 21 is a bottom view thereof;
FIG. 22 is a perspective view of a fourth embodiment of a clip;
FIG. 23 is a first side view thereof;
FIG. 24 is a front view thereof;
FIG. 25 is a second side view thereof;
FIG. 26 is a top view thereof;
FIG. 27 is a back view thereof; and
FIG. 28 is a bottom view thereof.

The fine dot-dot broken lines in the drawings represent claim boundaries that form no part of the claimed design; the dash-dash broken lines in the drawings are directed to elements that form no part of the claim.

1 Claim, 12 Drawing Sheets



(58) **Field of Classification Search**

CPC E04D 3/361; E04D 3/362; E04D 3/363;
 Y10T 24/20; Y10T 24/201; Y10T 24/202;
 B42F 13/00; B42F 13/0066; B42F
 13/0073

See application file for complete search history.

(56) **References Cited**

U.S. PATENT DOCUMENTS

D214,488 S * 6/1969 Evans D8/394
 D221,511 S * 8/1971 Dufault D8/358
 D229,484 S * 12/1973 Brown D8/394
 4,430,015 A * 2/1984 Nerlinger B65H 3/00
 402/500
 4,871,074 A * 10/1989 Bryson A45D 20/12
 211/26
 D354,988 S * 1/1995 Garza D12/420
 D393,483 S * 4/1998 Covey D19/32
 D404,424 S * 1/1999 Covey D19/32
 D404,952 S * 2/1999 Bauer D6/552
 D414,210 S * 9/1999 Davis D19/85

6,352,162 B1 * 3/2002 Yang A47B 65/00
 211/43
 D520,863 S * 5/2006 Schwartz D8/394
 D639,683 S * 6/2011 Essel D10/64
 D639,684 S * 6/2011 Essel D10/64
 D657,869 S * 4/2012 Mammen D24/128
 D715,861 S * 10/2014 Costas D19/86
 D716,377 S * 10/2014 Costas D19/86
 D718,816 S * 12/2014 Golden D20/10
 D719,218 S * 12/2014 Costas D19/86
 D743,048 S * 11/2015 Kuran D24/231
 D753,222 S * 4/2016 Costas D19/86
 D757,915 S * 5/2016 Morikawa D23/314
 2004/0118982 A1 * 6/2004 Shillings F16L 3/223
 248/68.1
 2013/0200228 A1 * 8/2013 Costas G06F 1/1611
 248/205.1

OTHER PUBLICATIONS

Craftie Charlie. <URL: <https://www.craftie-charlie.co.uk/catalogsearch/result/?q=MF-DIE-3X4NOTEP>> Visited Aug. 19, 2016. Notebook insert.*

* cited by examiner

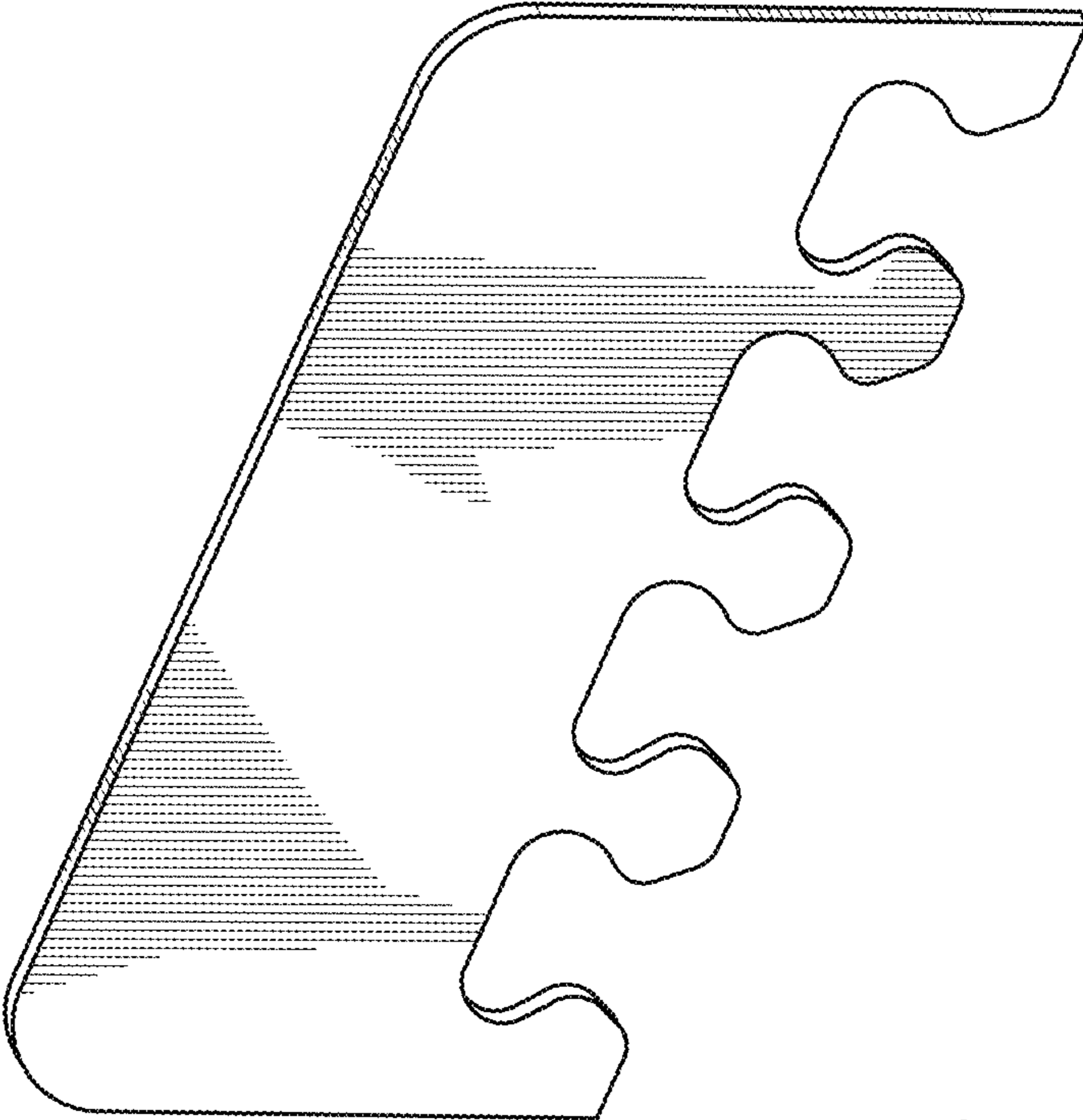
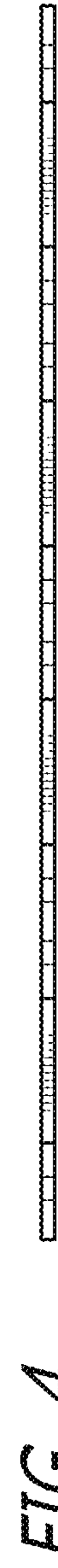
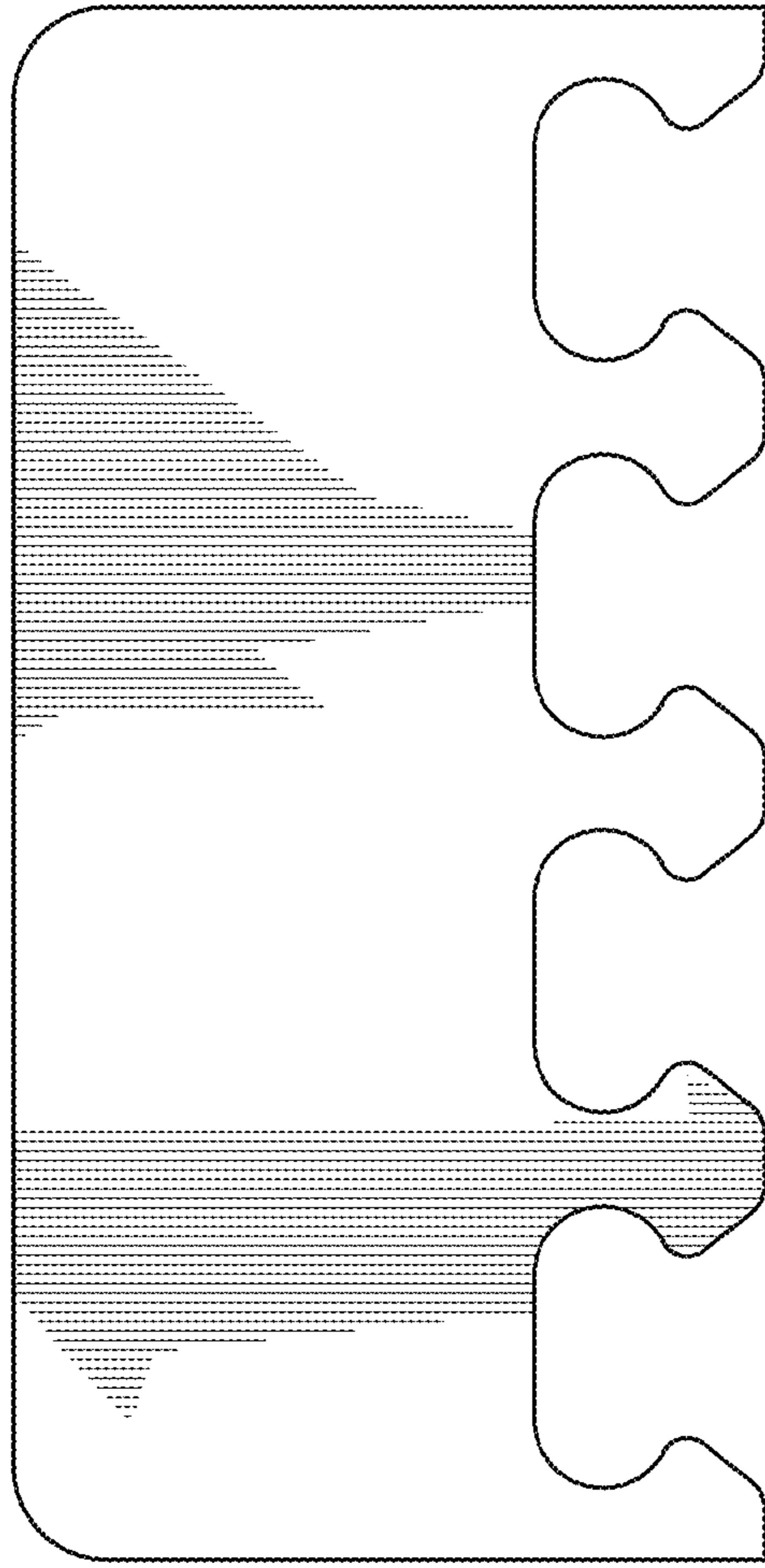
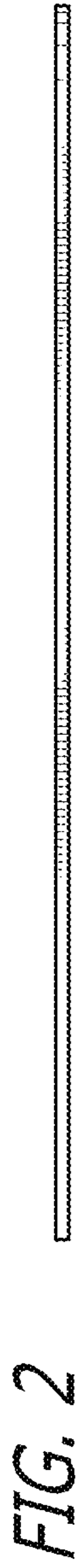


FIG. 1



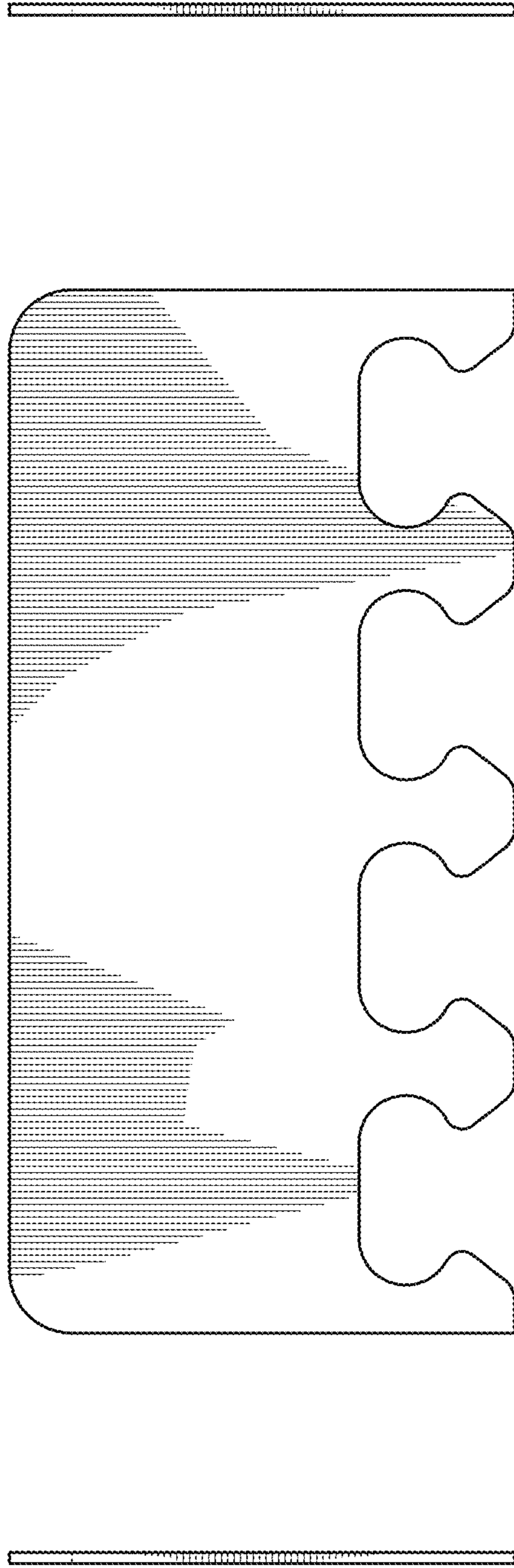


FIG. 5

FIG. 6

FIG. 7

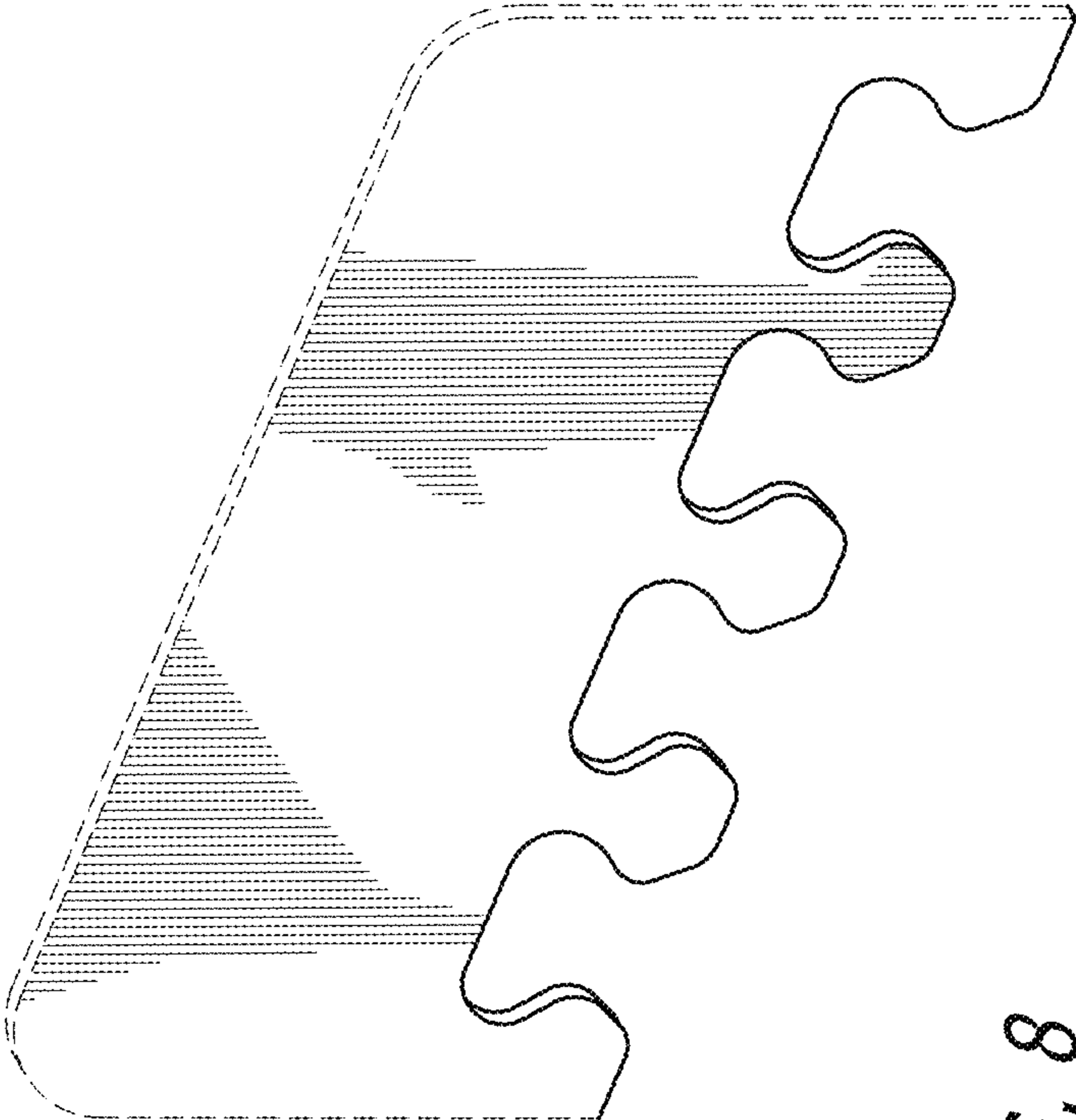


FIG. 8

FIG. 9

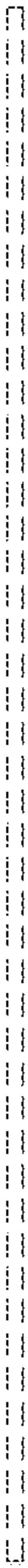


FIG. 10

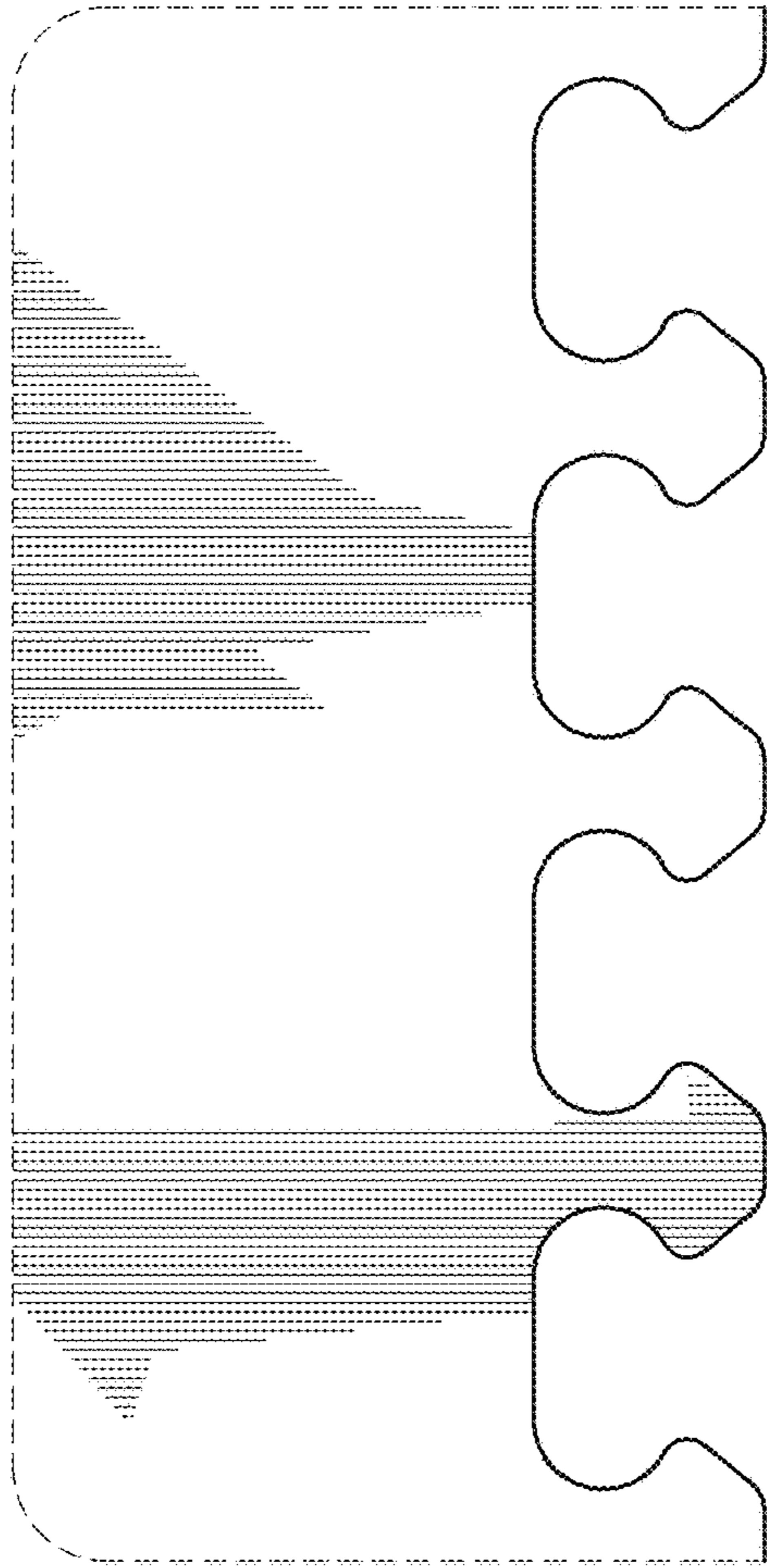


FIG. 11



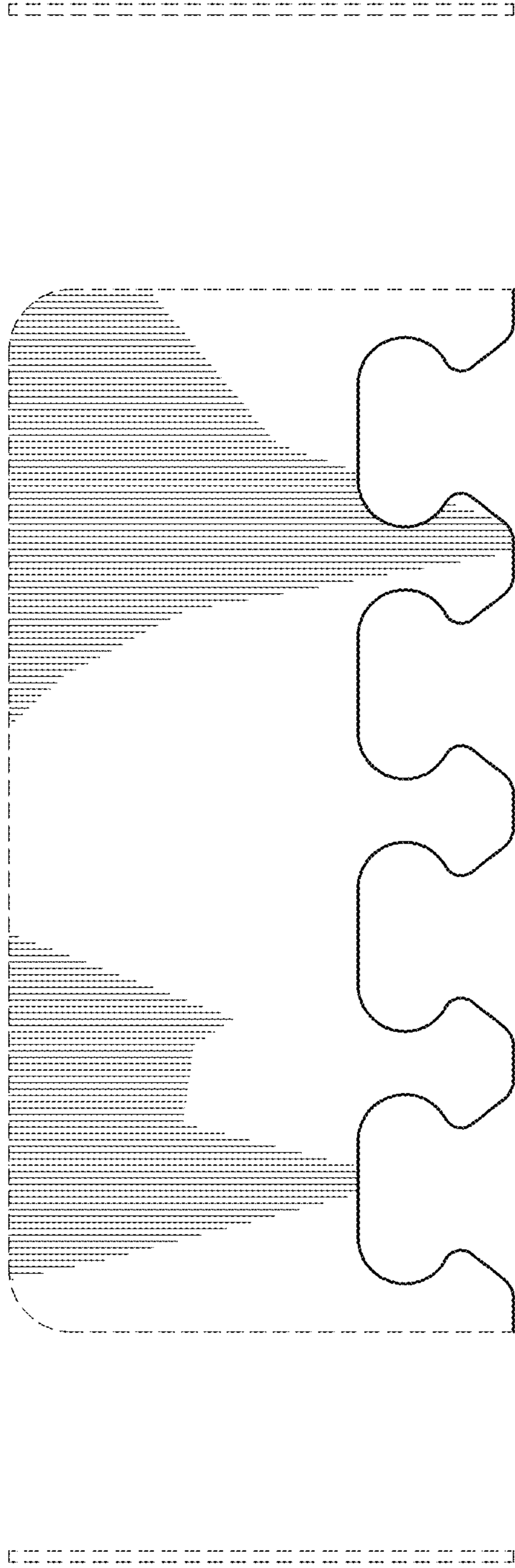


FIG. 12

FIG. 13

FIG. 14

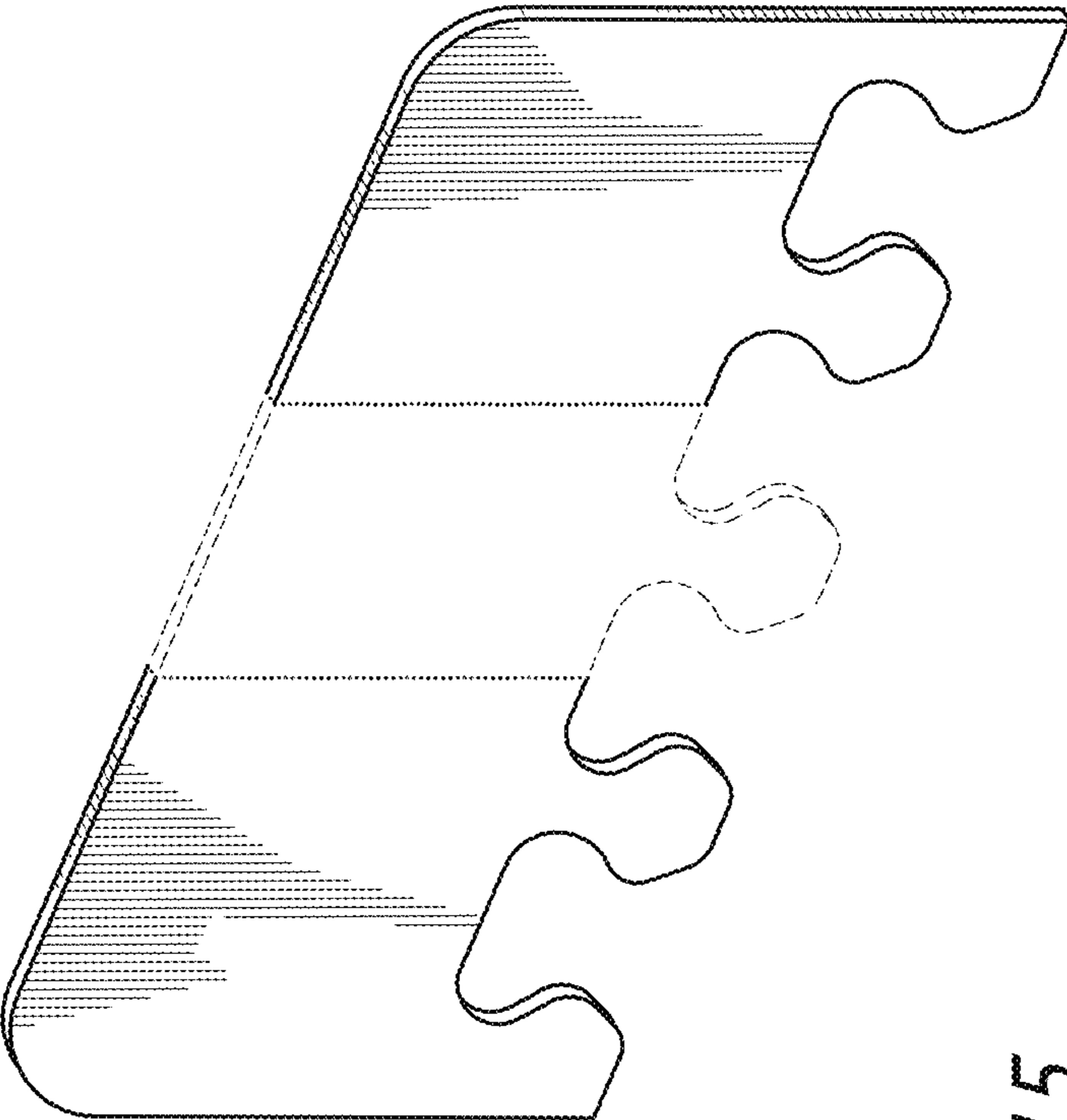


FIG. 15

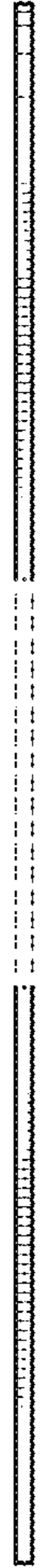


FIG. 16

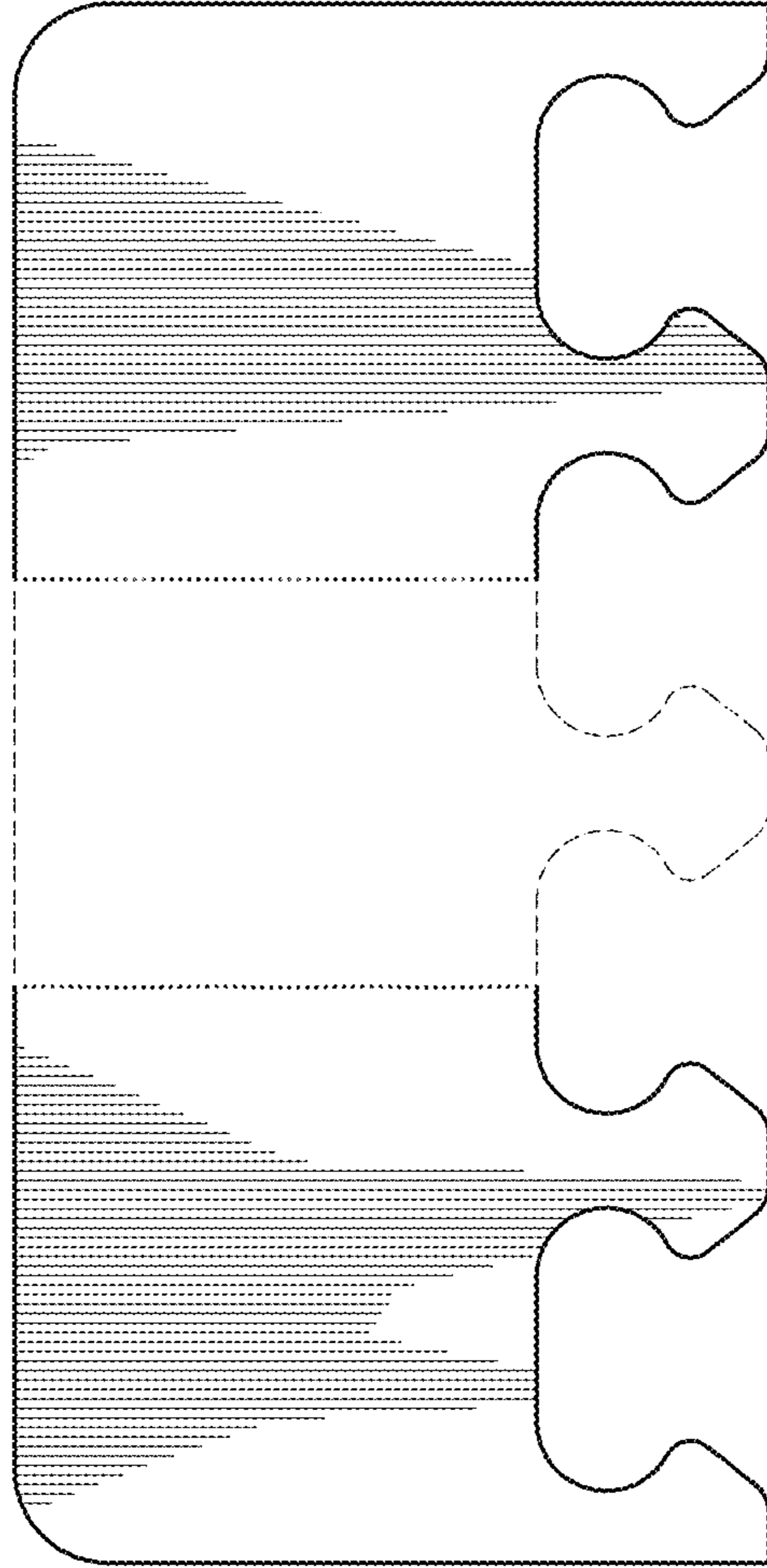


FIG. 17

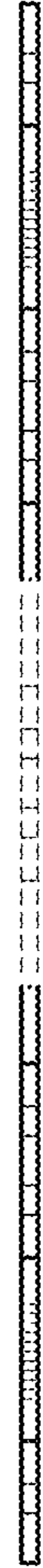


FIG. 18

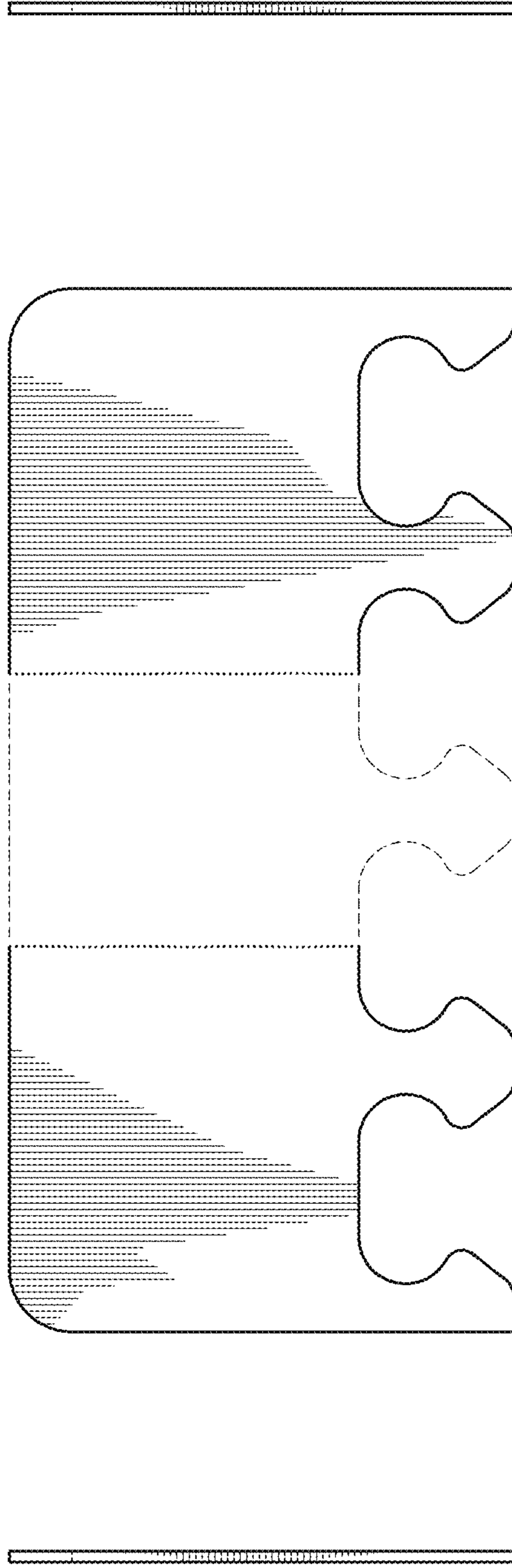


FIG. 19

FIG. 20

FIG. 21

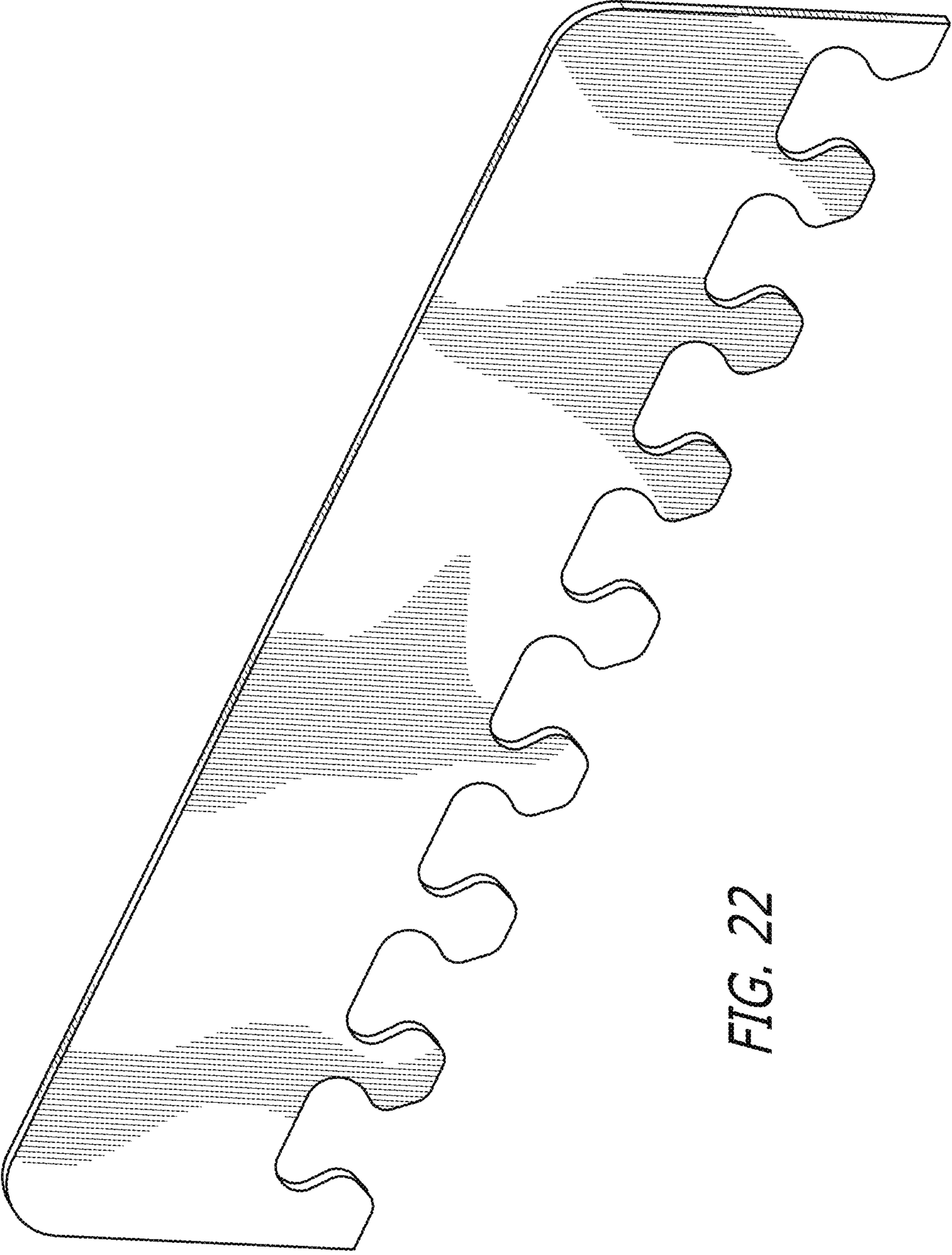


FIG. 22

FIG. 23

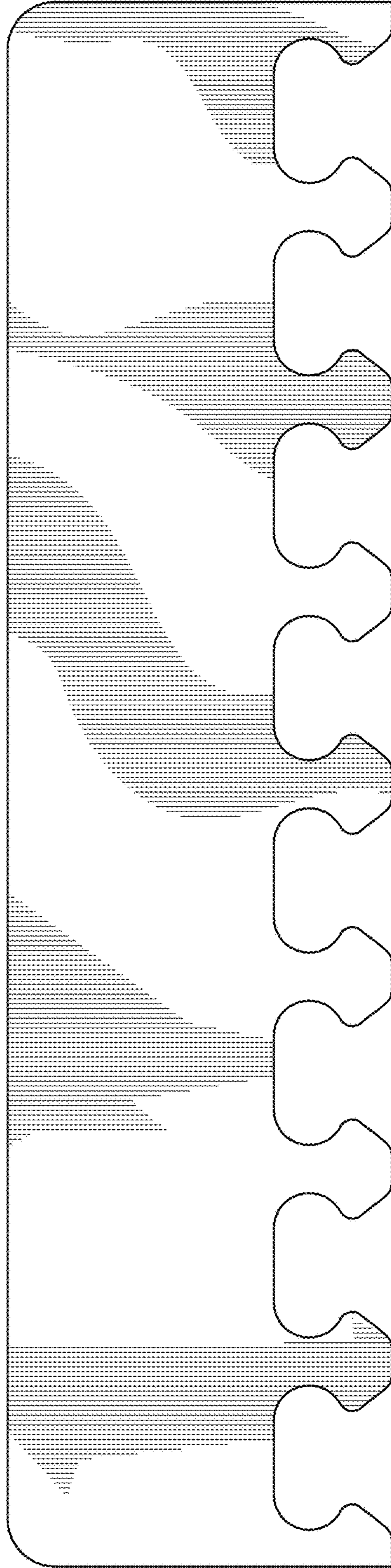
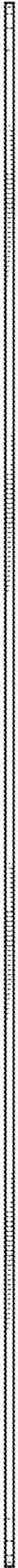


FIG. 24

FIG. 25



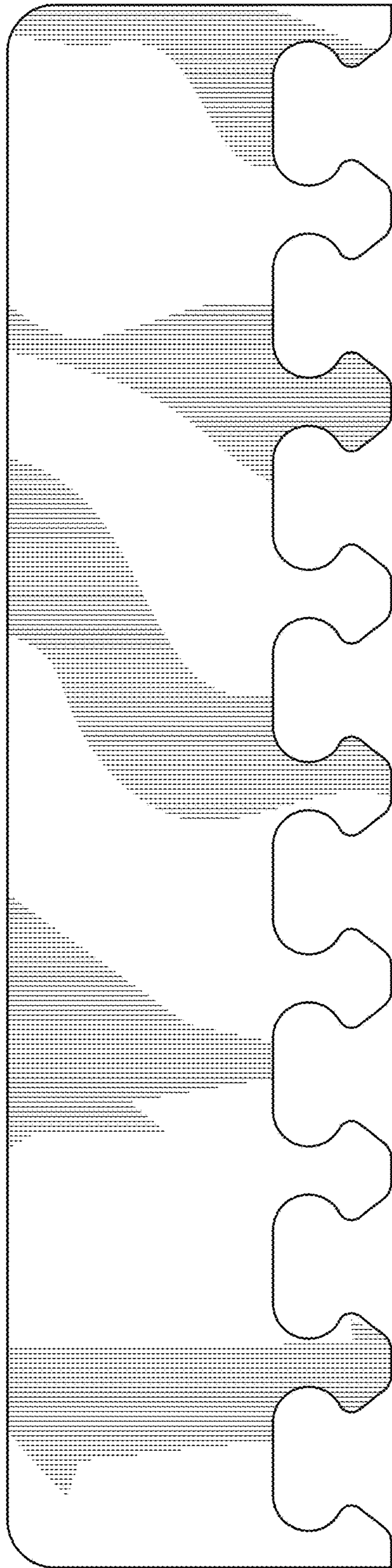


FIG. 26



FIG. 27



FIG. 28