



US00D777246S

(12) **United States Design Patent**
Tanaka et al.

(10) **Patent No.:** **US D777,246 S**
(45) **Date of Patent:** **** Jan. 24, 2017**

(54) **TAPE PRINTING MACHINE**

(56) **References Cited**

- (71) Applicant: **BROTHER INDUSTRIES, LTD.**,
Nagoya-shi, Aichi-ken (JP)
- (72) Inventors: **Hiromitsu Tanaka**, Nagoya (JP);
Nobuyuki Iwai, Chita-gun (JP); **Jihoon Kil**, Nagoya (JP)
- (73) Assignee: **BROTHER INDUSTRIES, LTD.**,
Nagoya-shi (JP)
- (**) Term: **15 Years**
- (21) Appl. No.: **29/536,148**
- (22) Filed: **Aug. 13, 2015**

U.S. PATENT DOCUMENTS

D363,082 S	10/1995	Watanabe et al.	
D379,971 S	6/1997	Jones et al.	
7,513,706 B2	4/2009	Kimura et al.	
D601,182 S	9/2009	Mita et al.	
D632,329 S	2/2011	Thaler et al.	
D662,970 S	7/2012	Nakayama et al.	
D701,562 S	3/2014	Inada	
D757,168 S *	5/2016	Iwai	D18/19
D757,169 S *	5/2016	Tanaka	D18/19

* cited by examiner

Primary Examiner — Cathy Anne MacCormac

(74) *Attorney, Agent, or Firm* — Oliff PLC

Related U.S. Application Data

(62) Division of application No. 29/481,060, filed on Jan. 31, 2014, now Pat. No. Des. 745,599.

Foreign Application Priority Data

- Aug. 2, 2013 (JP) 2013-017660
- Dec. 4, 2013 (JP) 2013-028387
- (51) **LOC (10) Cl.** **18-99**
- (52) **U.S. Cl.**
USPC **D18/19; D18/52**
- (58) **Field of Classification Search**
USPC D18/6-7, 14, 19, 50, 52, 54, 54.1, 55;
D14/420-425
CPC B41J 3/36; B41J 3/4075; B41J 11/58;
B41J 13/00; B41J 15/00; B41J
15/02; B41J 15/042; B41J 17/00; B41J
29/00; B41J 29/02; B41J 29/08; B41J
29/13; G06F 3/12; G06K 15/14
See application file for complete search history.

(57) **CLAIM**

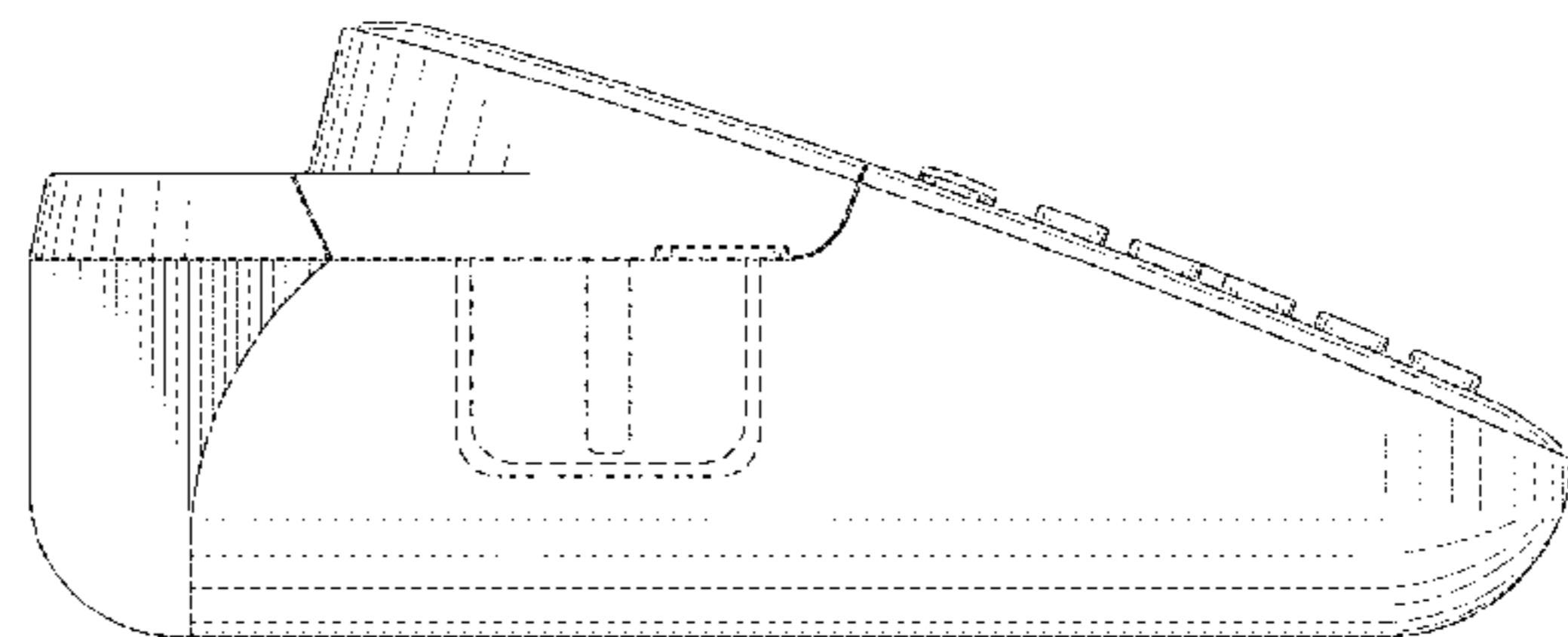

The ornamental design for a tape printing machine, as shown and described.

DESCRIPTION

FIG. 1 is a perspective view of a tape printing machine;
 FIG. 2 is a front view thereof;
 FIG. 3 is a top view thereof;
 FIG. 4 is a right-side view thereof;
 FIG. 5 is a left-side view thereof;
 FIG. 6 is a rear view thereof; and,
 FIG. 7 is a bottom view thereof.

The broken lines depict environmental subject matter only and form no part of the claimed design.

1 Claim, 4 Drawing Sheets



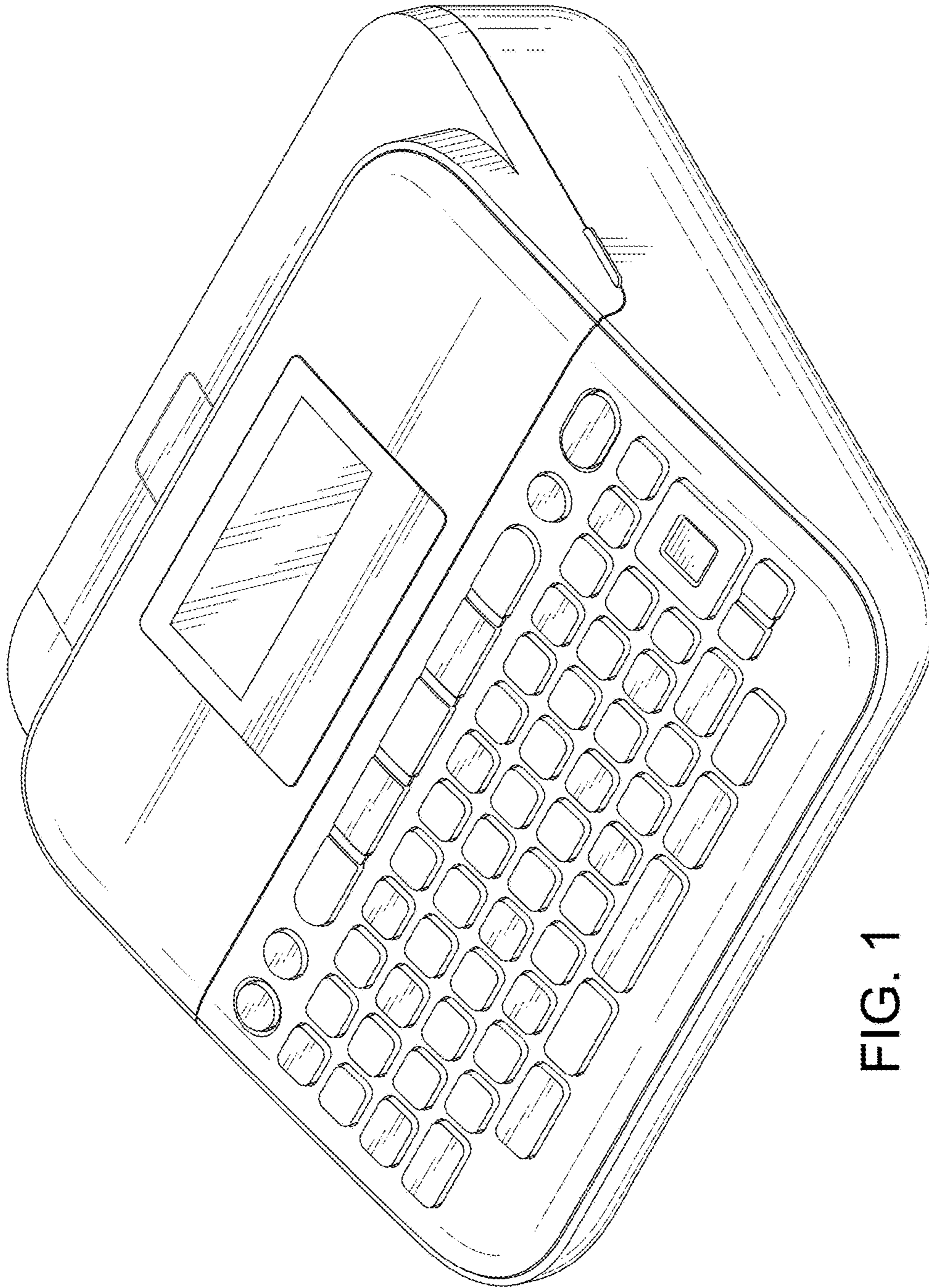


FIG. 1

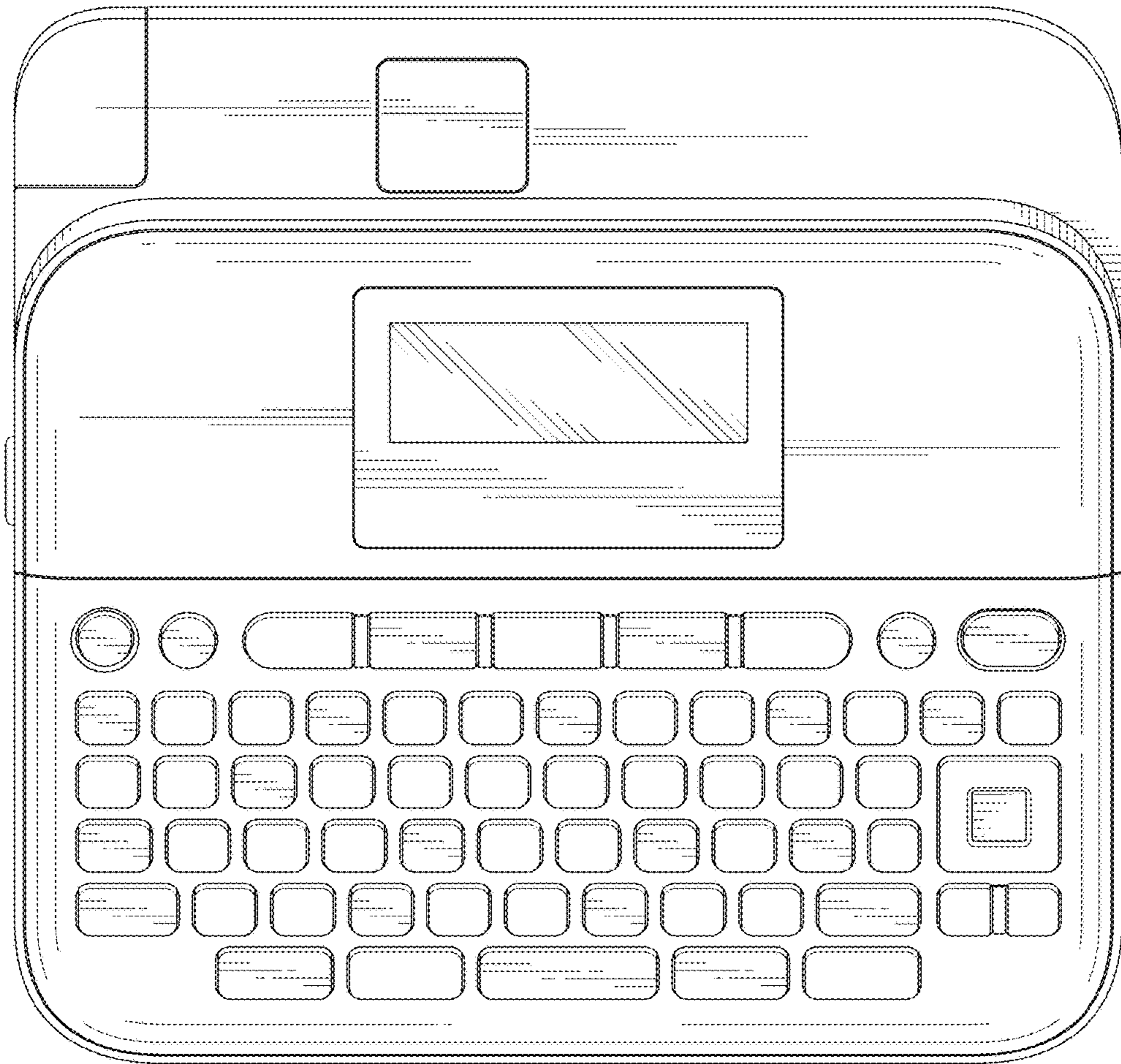


FIG. 3

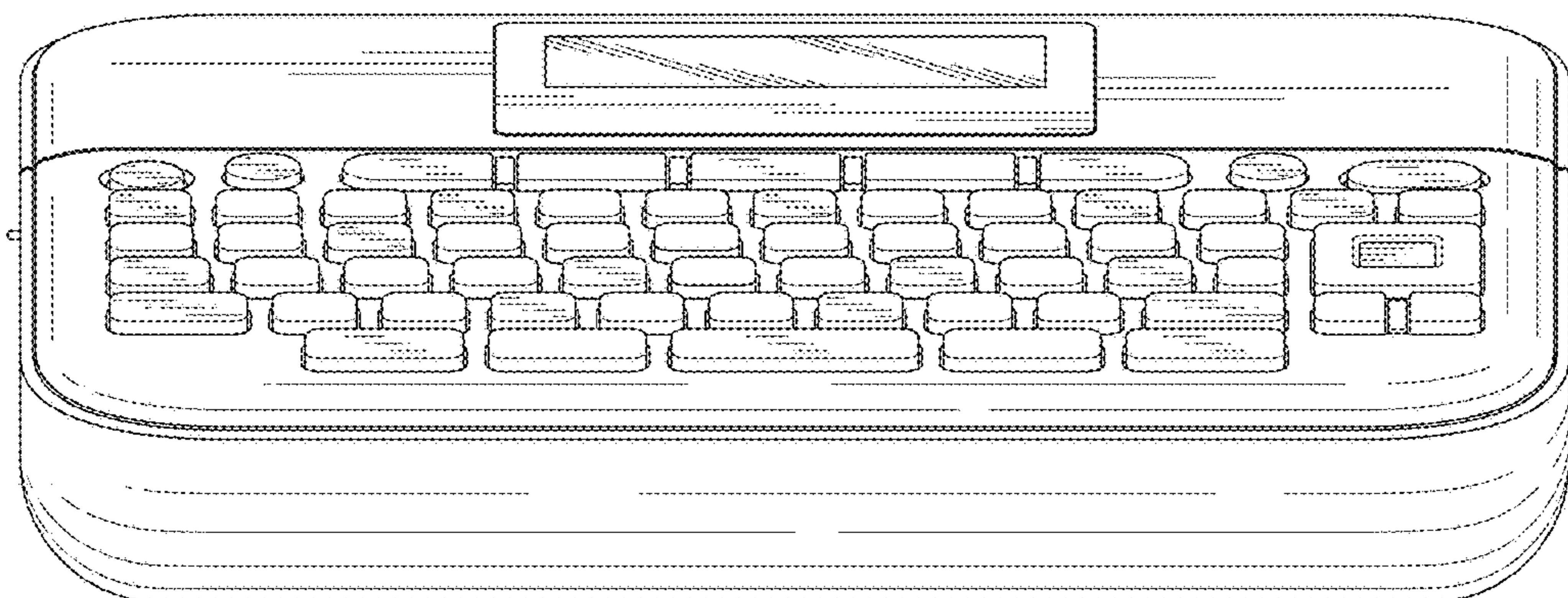


FIG. 2

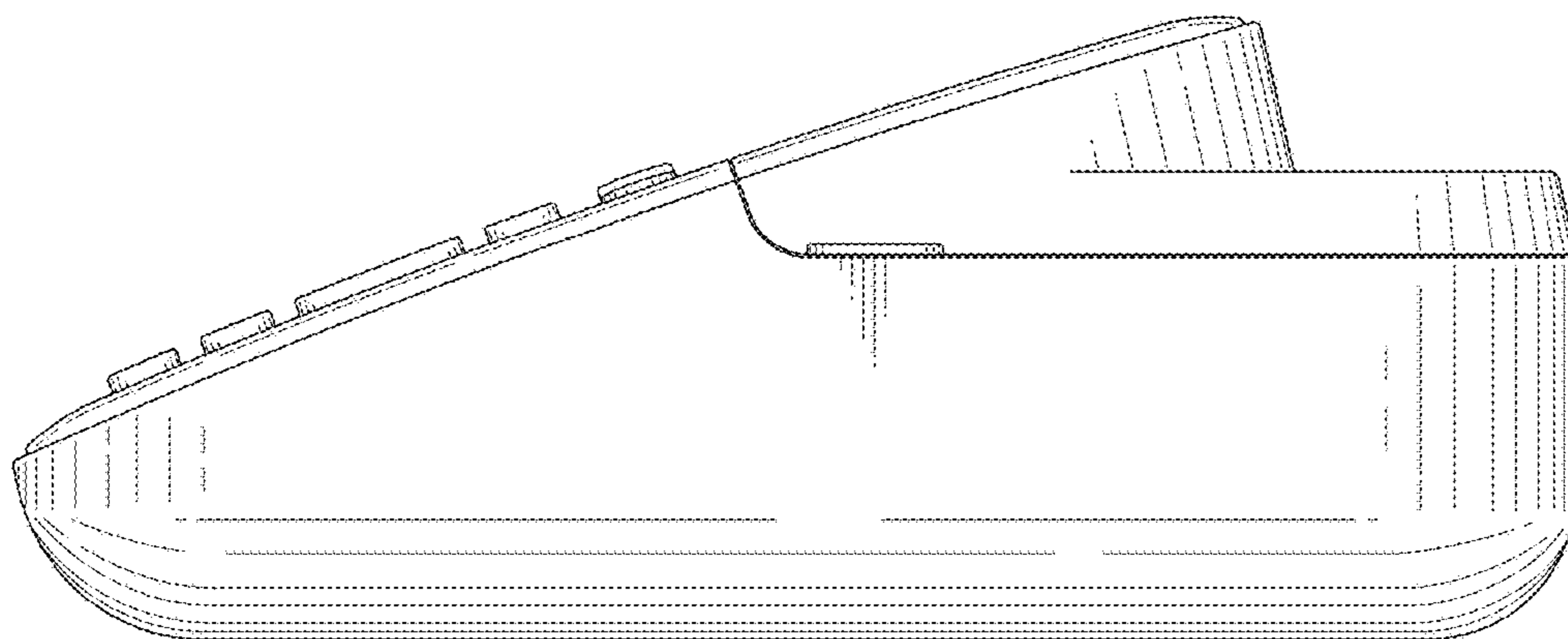


FIG. 4

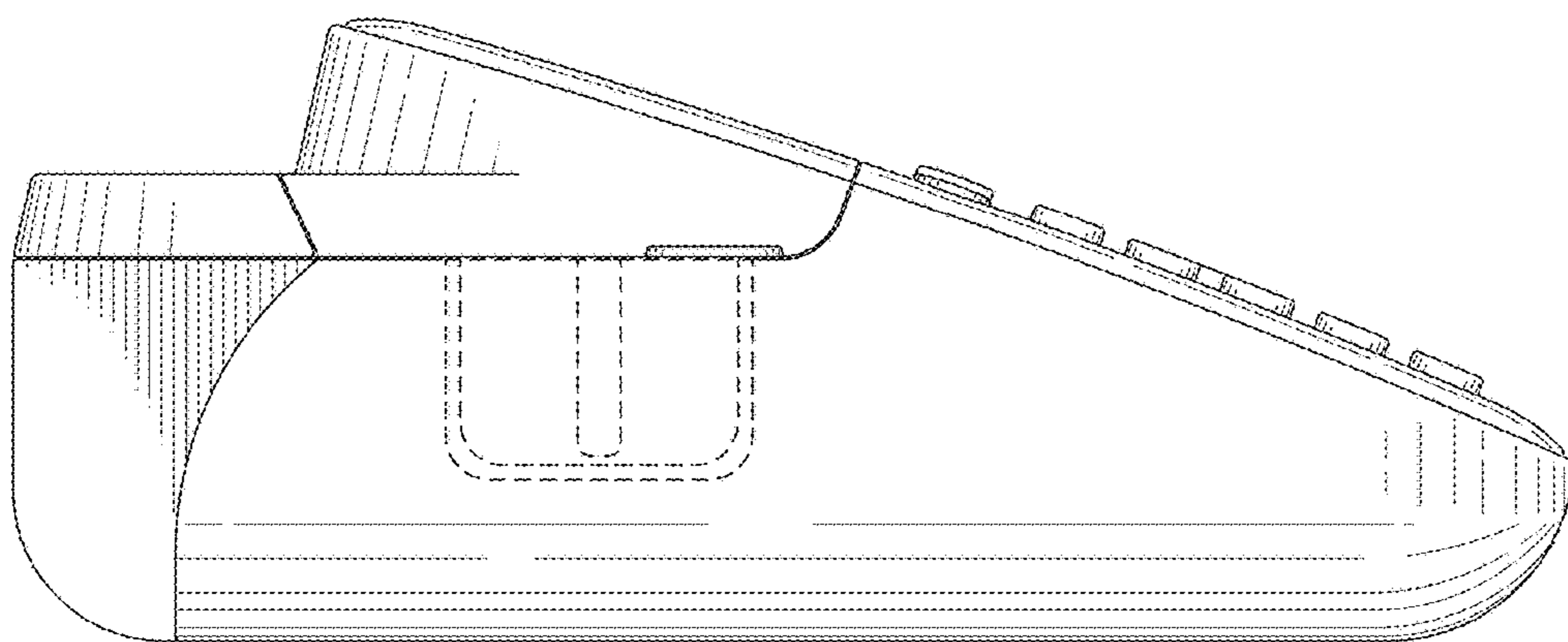


FIG. 5




FIG. 6




FIG. 7