



US00D777178S

(12) **United States Design Patent** (10) **Patent No.:** **US D777,178 S**  
**Kwak et al.** (45) **Date of Patent:** **\*\* Jan. 24, 2017**

(54) **DISPLAY SCREEN OR PORTION THEREOF WITH ANIMATED GRAPHICAL USER INTERFACE**

(71) Applicant: **Samsung Electronics Co., Ltd.**, Suwon-si (KR)

(72) Inventors: **Ji Yeon Kwak**, Seoul (KR); **Yun Kyung Kim**, Suwon-si (KR); **Hyun Jin Kim**, Seoul (KR); **Yong Yeon Lee**, Suwon-si (KR)

(73) Assignee: **SAMSUNG ELECTRONICS CO., LTD.**, Gyeonggi-Do (KR)

(\*\*) Term: **14 Years**

(21) Appl. No.: **29/509,908**

(22) Filed: **Nov. 21, 2014**

(30) **Foreign Application Priority Data**

May 22, 2014 (KR) ..... 30-2014-0025367

(51) **LOC (10) Cl.** ..... **14-04**

(52) **U.S. Cl.**  
USPC ..... **D14/485**

(58) **Field of Classification Search**  
USPC ..... D14/485-495  
CPC .... G06F 3/048; G06F 3/0481; G06F 3/04812; G06F 3/04815; G06F 3/04817; G06F 3/0482; G06F 3/0483; G06F 3/0484; G06F 3/04842; G06F 3/04845; G06F 3/04847; G06F 3/0485; G06F 3/04855; G06F 3/0486; G06F 3/0487; G06F 3/0488; G06F 3/04883; G06F 3/04886

See application file for complete search history.

(56) **References Cited**

**U.S. PATENT DOCUMENTS**

D457,164 S \* 5/2002 Ordng ..... D14/485  
D496,941 S \* 10/2004 Ordng ..... D14/485

D633,920 S \* 3/2011 Luke ..... D14/486  
D654,504 S \* 2/2012 Pearson ..... D14/486  
D657,367 S \* 4/2012 Allen ..... D14/485  
D658,676 S \* 5/2012 Gleasman ..... D14/488  
D664,553 S \* 7/2012 Gleasman ..... D14/486  
D703,220 S \* 4/2014 Ku ..... D14/485  
D732,570 S \* 6/2015 Choi ..... D14/488  
D738,909 S \* 9/2015 Herold ..... D14/488  
D744,527 S \* 12/2015 Sanderson ..... D14/488

(Continued)

*Primary Examiner* — Melanie H Tung

*Assistant Examiner* — Bao-Yen Nguyen

(74) *Attorney, Agent, or Firm* — Cantor Colburn LLP

(57) **CLAIM**

We claim, the ornamental design for a display screen or portion thereof with animated graphical user interface, as shown and described.

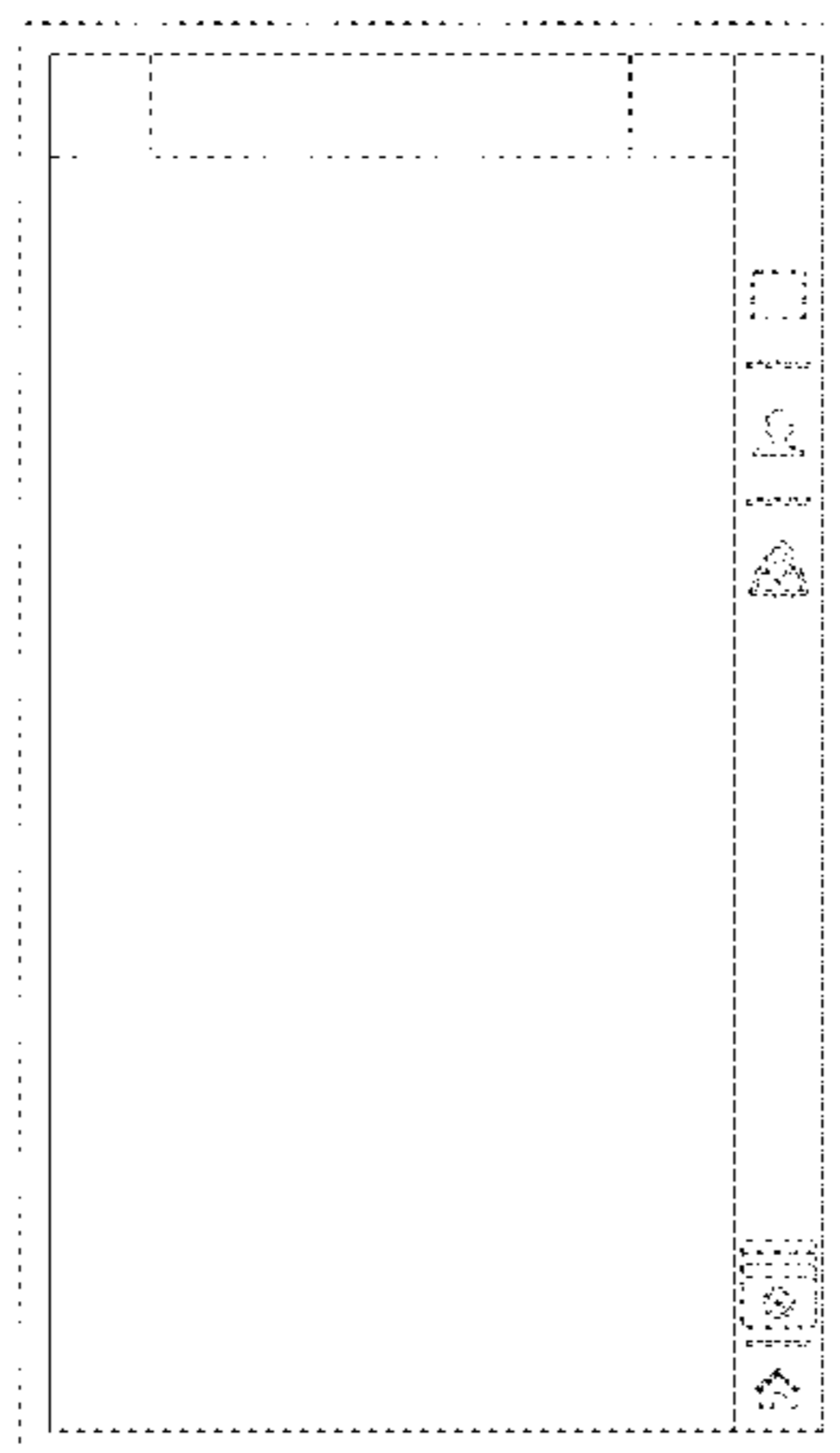
**DESCRIPTION**

FIG. 1 is the first image in a sequence for a display screen or portion thereof with animated graphical user interface showing our new design;  
FIG. 2 is the second image thereof;  
FIG. 3 is the third image thereof;  
FIG. 4 is the fourth image thereof;  
FIG. 5 is the fifth image thereof; and,  
FIG. 6 is the sixth image thereof.

The appearance of the image transitions sequentially between the images shown in FIGS. 1-6. The period in which an image transitions to another forms no part of the claimed design.

The broken line illustrates the display screen or portion thereof and forms no part of the claimed design. The broken lines illustrate portions of the animated graphical user interface and form no part of the claimed design.

**1 Claim, 6 Drawing Sheets**



(56)

**References Cited**

U.S. PATENT DOCUMENTS

D745,551 S \* 12/2015 Kapur ..... D14/488

\* cited by examiner

Fig. 1





Fig. 2



**Fig. 3**

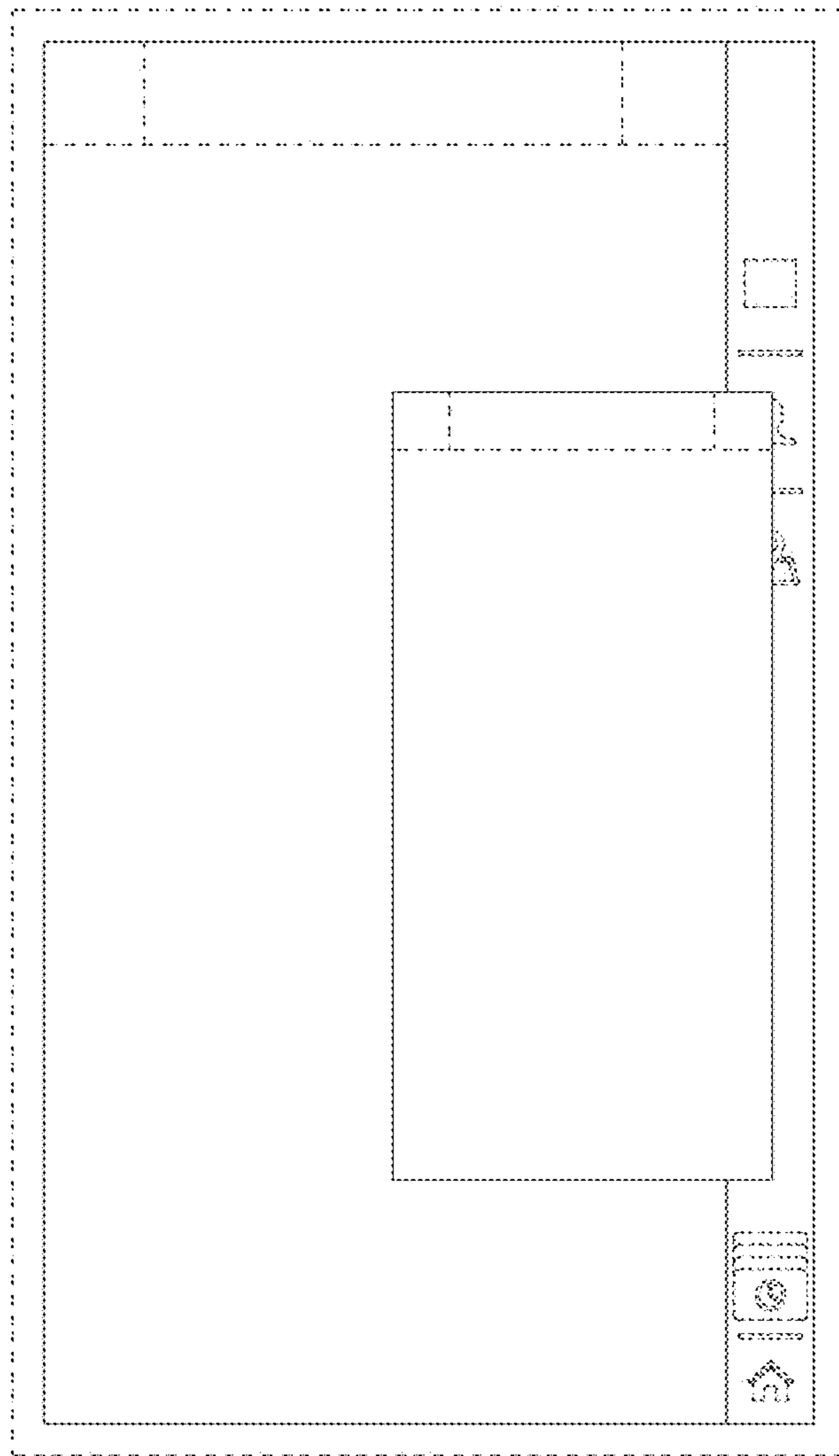


Fig. 4

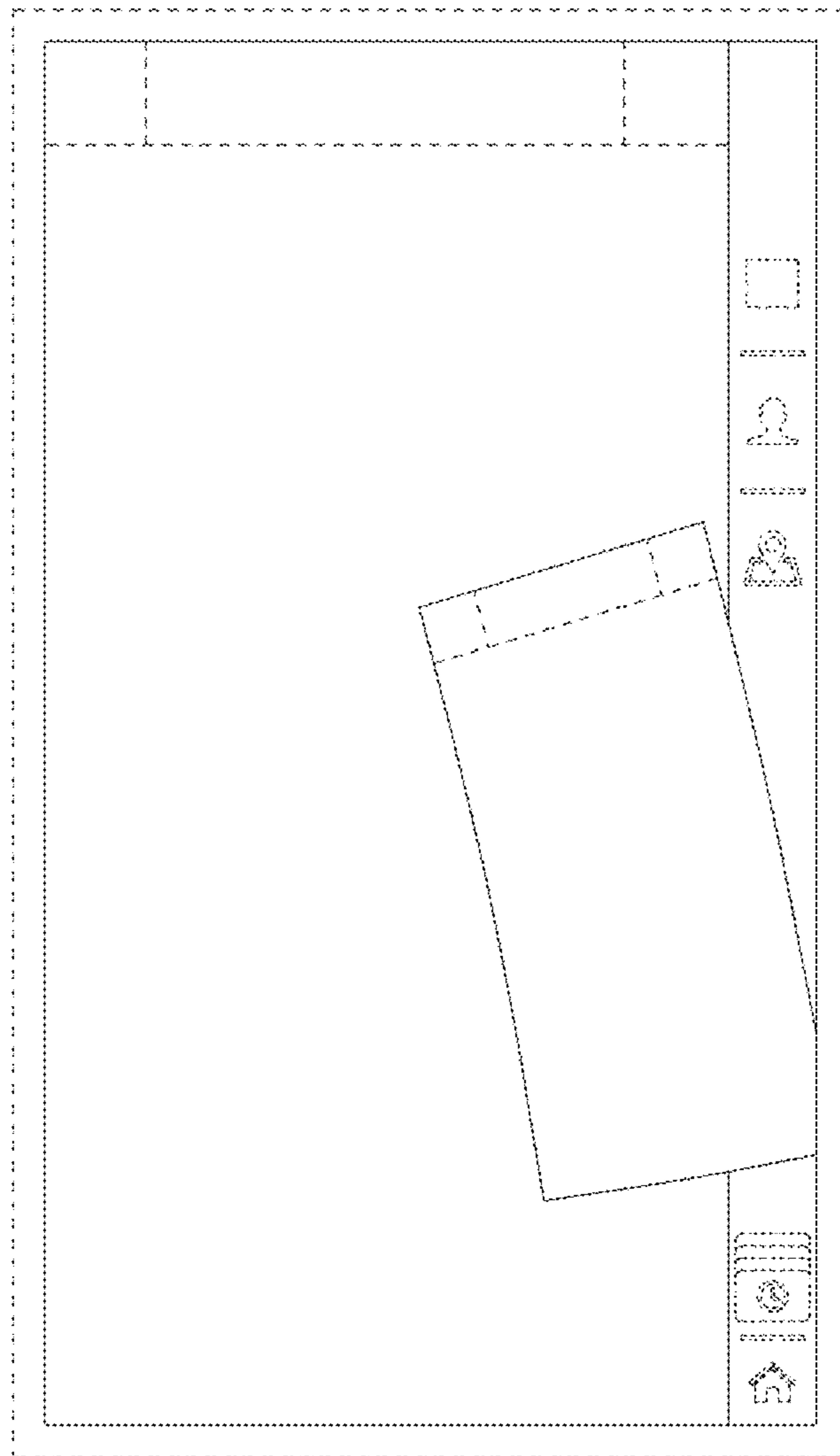


Fig. 5

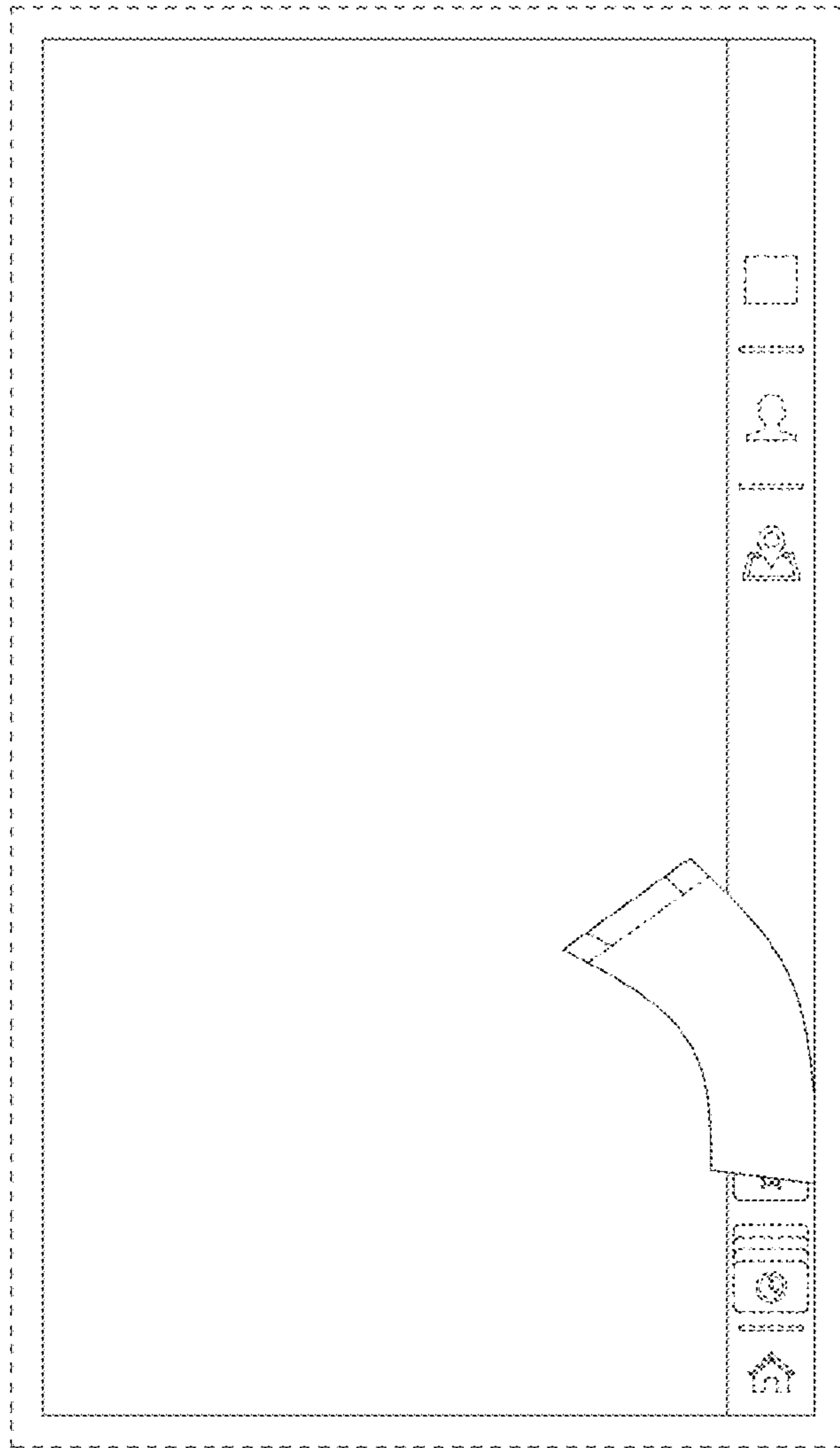


Fig. 6

