



US00D777169S

(12) **United States Design Patent** (10) **Patent No.:** **US D777,169 S**
Cobbett et al. (45) **Date of Patent:** **** Jan. 24, 2017**

(54) **HOUSING FOR A BIOMETRIC STORAGE DEVICE**

(71) Applicant: **NIKE, Inc.**, Beaverton, OR (US)

(72) Inventors: **Jamian R. Cobbett**, Portland, OR (US); **Summer Lee Schneider**, Portland, OR (US); **Kevin C. Sze**, Portland, OR (US); **Russell Watt**, Portland, OR (US)

(73) Assignee: **NIKE, Inc.**, Beaverton, OR (US)

(**) Term: **15 Years**

(21) Appl. No.: **29/541,417**

(22) Filed: **Oct. 2, 2015**

(51) **LOC (10) Cl.** **14-03**

(52) **U.S. Cl.**
USPC **D14/480.4**

(58) **Field of Classification Search**
USPC D14/435.1, 480.1–480.7, 411, 433, D14/436, 484.1, 137, 155, 203.1–203.8, D14/240, 242; D13/133, 154, 144
CPC H05K 5/0278; G06K 19/07732
See application file for complete search history.

(56) **References Cited**

U.S. PATENT DOCUMENTS

D511,519 S	*	11/2005	Bone	D14/480.1
D522,506 S	*	6/2006	Chen	D14/480.1
D601,152 S	*	9/2009	Moshes	D14/480.7

D624,086 S	*	9/2010	Gilbert	D14/242
D655,708 S	*	3/2012	Frank	D14/435.1
D682,841 S	*	5/2013	Suetake	D14/480.1
D688,255 S	*	8/2013	Daniel	D14/480.4
D691,152 S	*	10/2013	Meisel	D14/385
D691,153 S	*	10/2013	Benois	D14/436
D693,805 S	*	11/2013	Sip	D14/358
D717,309 S	*	11/2014	Govindarajan	D14/480.6
D729,277 S	*	5/2015	Uchida	D14/435.1
D735,178 S	*	7/2015	Yoon	D14/240

* cited by examiner

Primary Examiner — Angela J Lee

(74) *Attorney, Agent, or Firm* — Banner & Witcoff, Ltd.

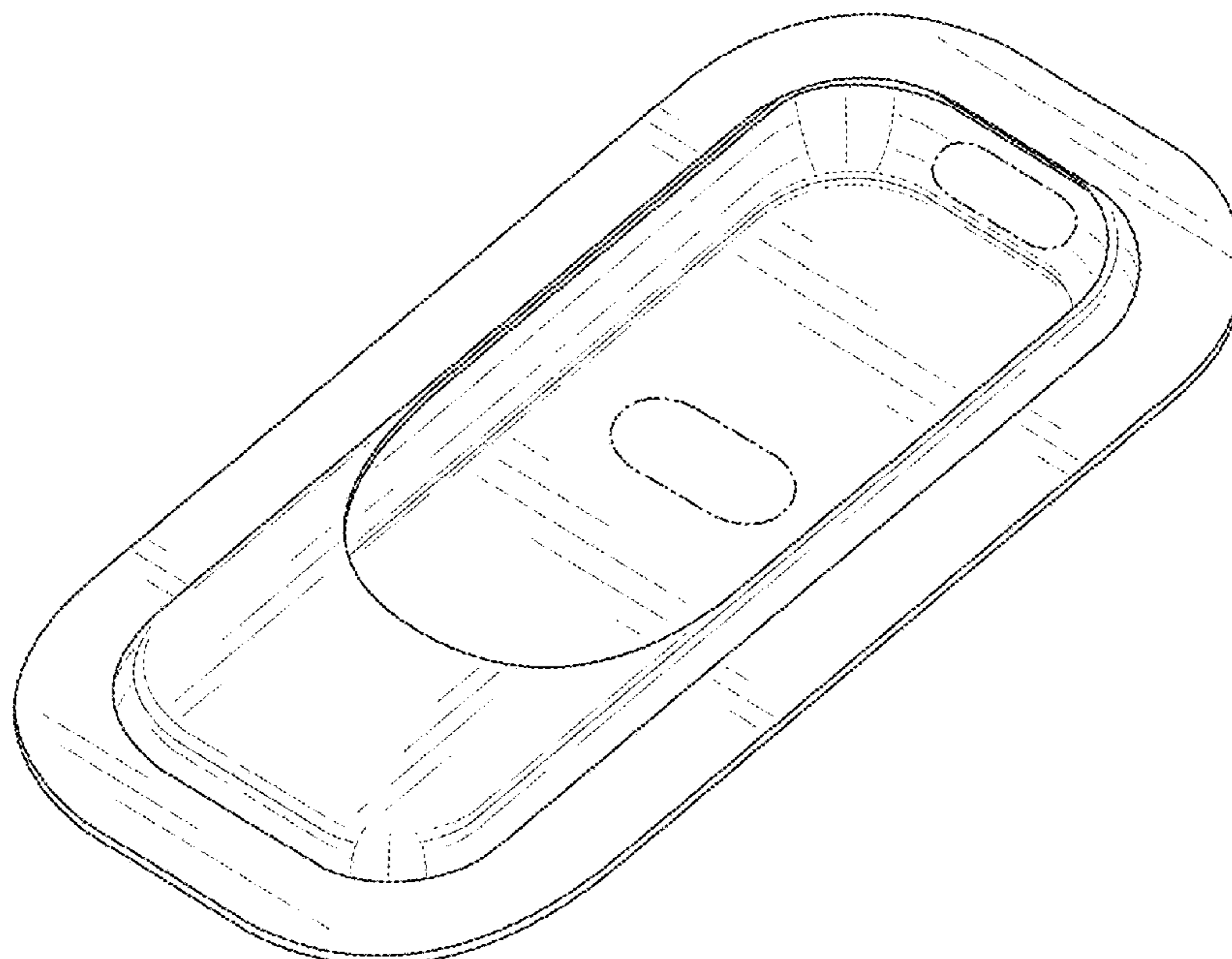
(57) **CLAIM**

The ornamental design for a housing for a biometric storage device, as shown and described.

DESCRIPTION

FIG. 1 is a front perspective view of housing for a biometric storage device showing our new design;
 FIG. 2 is a front view thereof;
 FIG. 3 is a rear view thereof;
 FIG. 4 is a right side view thereof;
 FIG. 5 is a left side view thereof;
 FIG. 6 is a top view thereof;
 FIG. 7 is a bottom view thereof; and,
 FIG. 8 is an opposite front perspective view thereof.
 The broken lines of the housing for a biometric data storage device in the figures and the unshaded regions therein are for environmental purposes only and form no part of the claimed design.

1 Claim, 8 Drawing Sheets



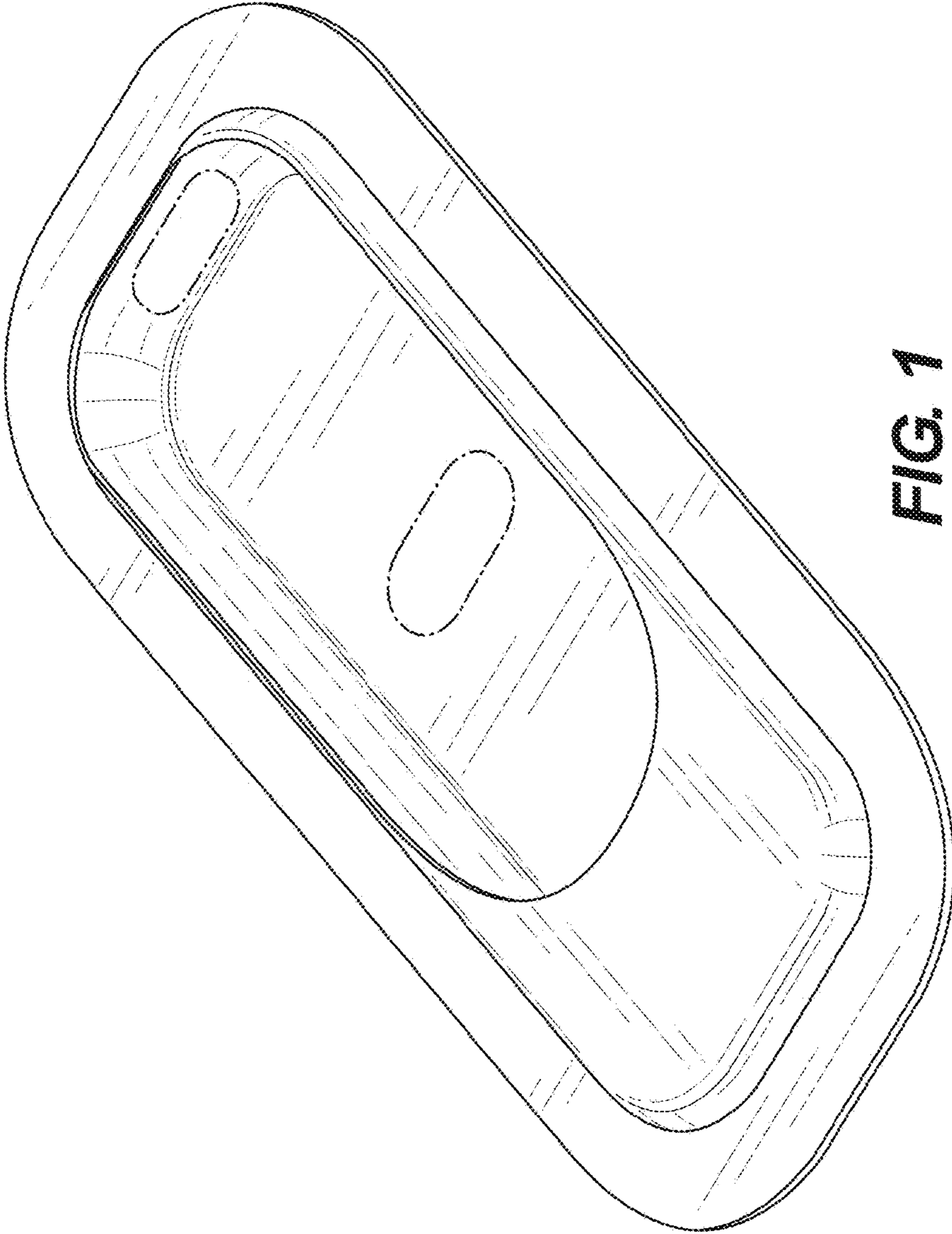


FIG. 1




FIG. 2




FIG. 3




FIG. 4




FIG. 5

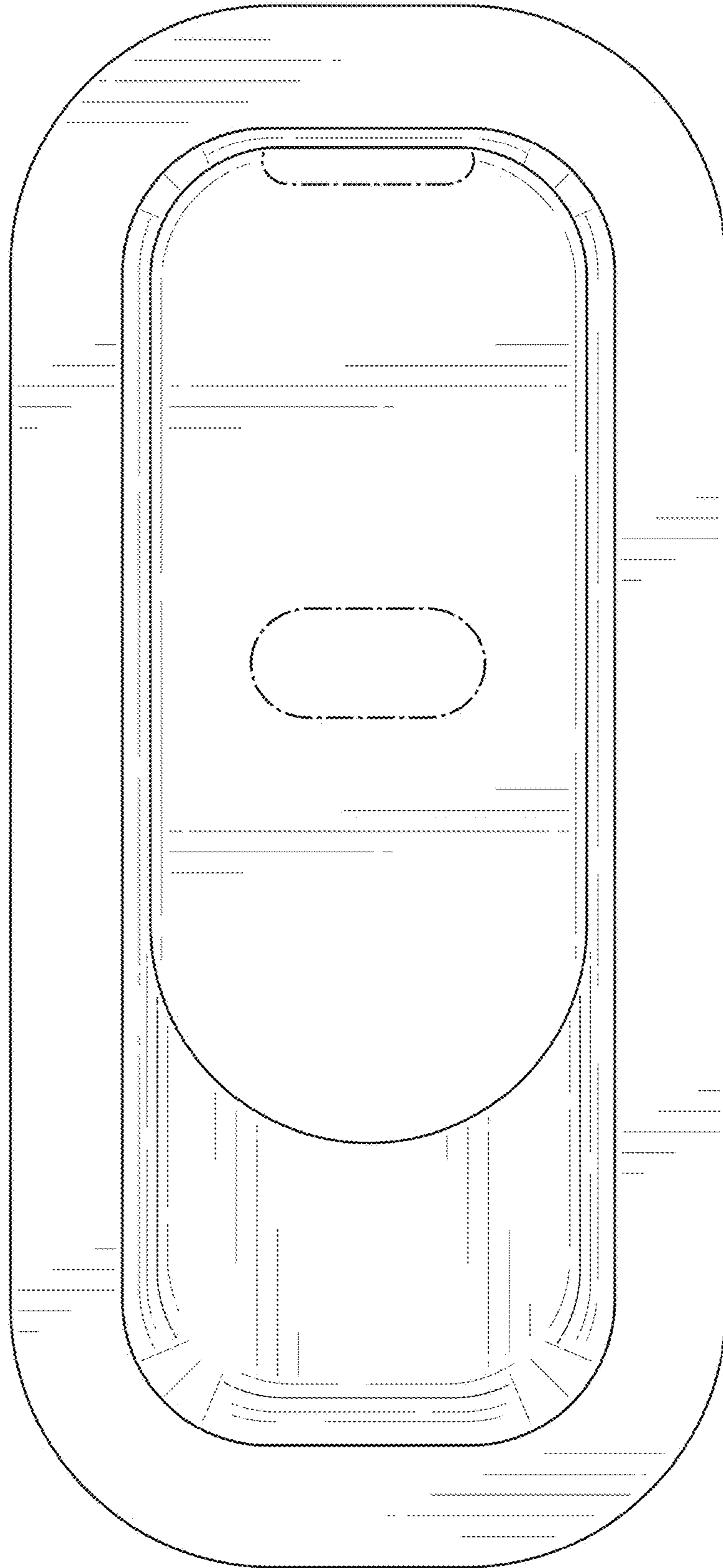


FIG. 6

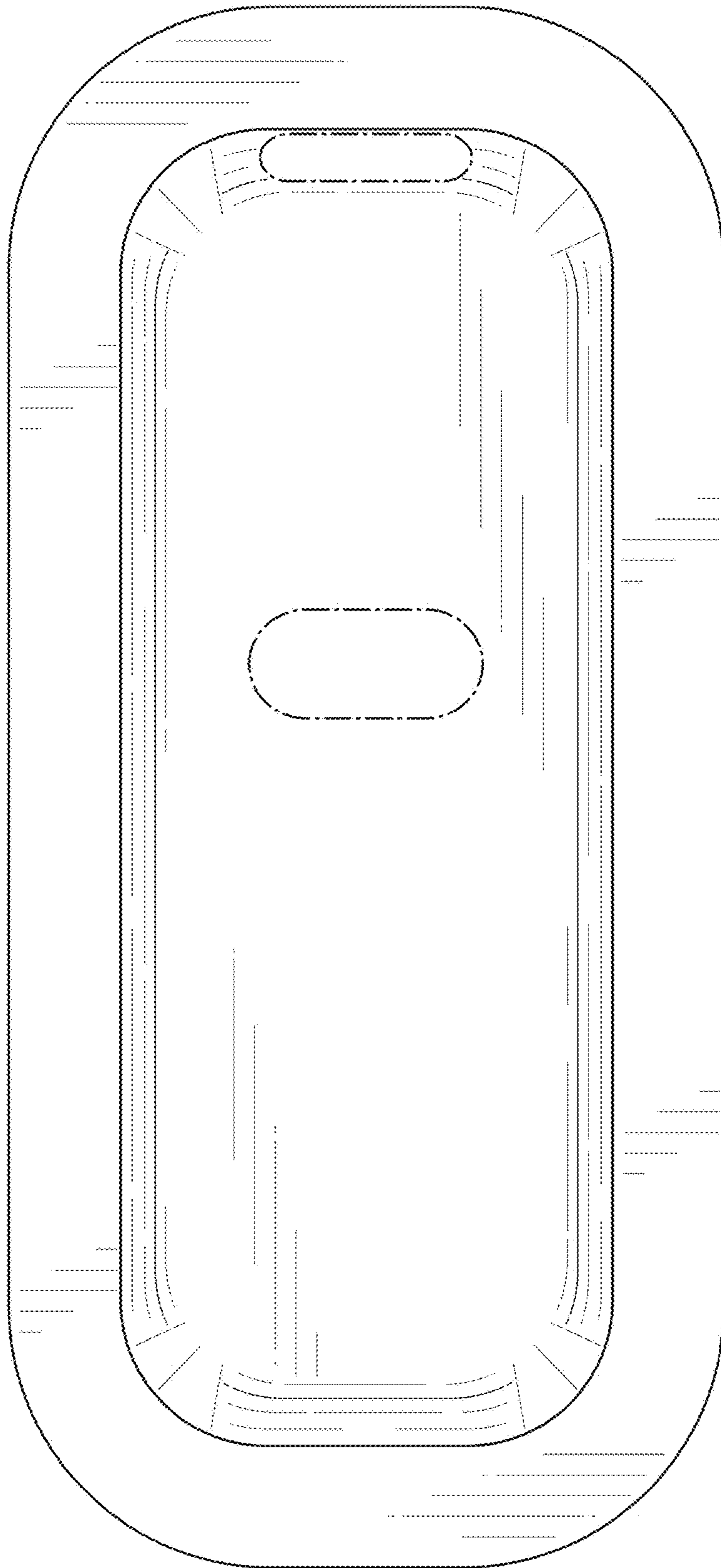


FIG. 7

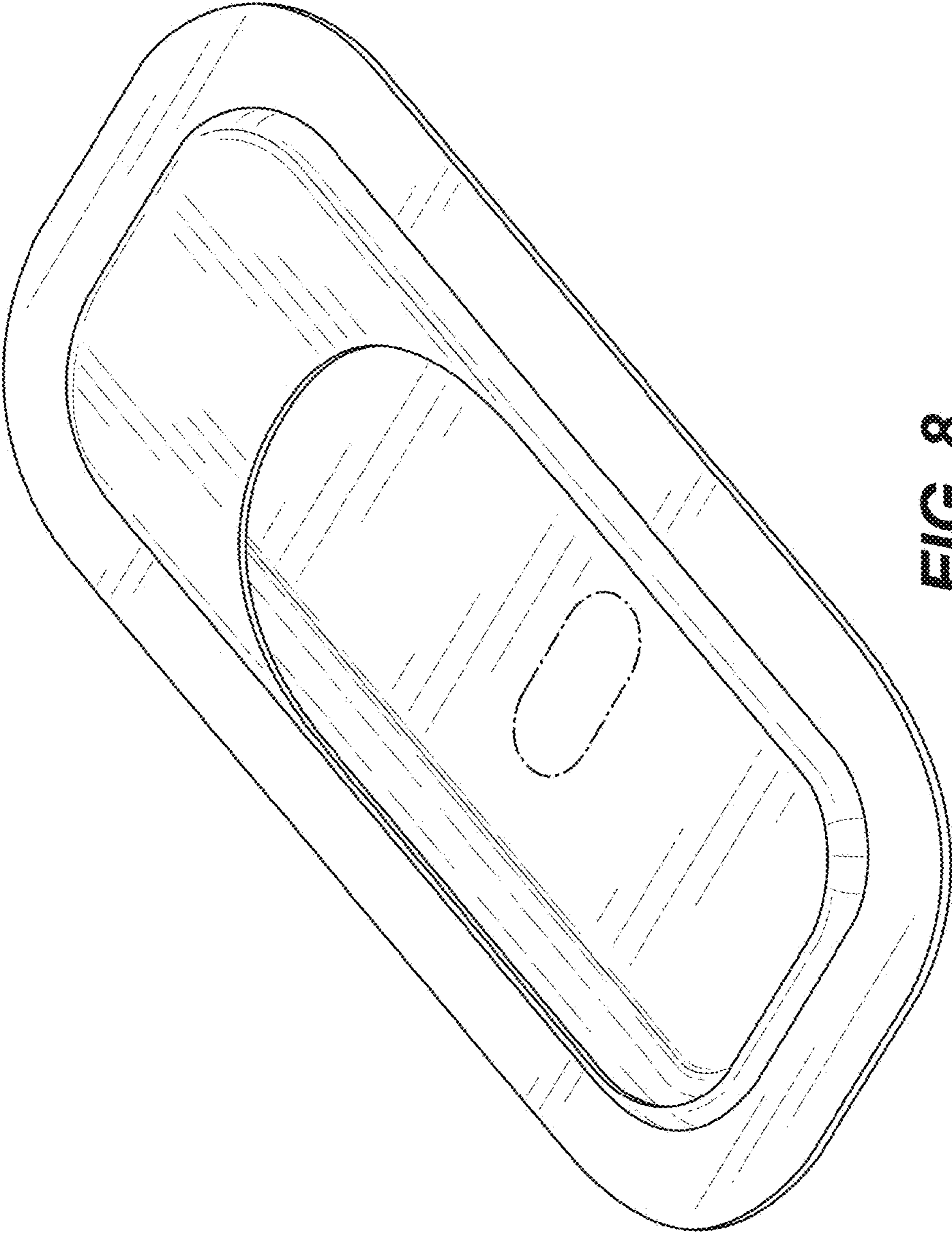


FIG. 8