



US00D777160S

(12) **United States Design Patent**  
**Kim**

(10) **Patent No.:** **US D777,160 S**  
(45) **Date of Patent:** **\*\* Jan. 24, 2017**

(54) **COVER FOR AN ELECTRONIC COMMUNICATIONS DEVICE**

**DESCRIPTION**

(71) Applicant: **Samsung Electronics Co., Ltd.**,  
Suwon-si (KR)  
(72) Inventor: **Yoon Young Kim**, Seongnam-si (KR)  
(73) Assignee: **SAMSUNG ELECTRONICS CO., LTD.**,  
Suwon-si (KR)

(\*\*) Term: **14 Years**

(21) Appl. No.: **29/522,178**

(22) Filed: **Mar. 27, 2015**

(30) **Foreign Application Priority Data**

Feb. 16, 2015 (KR) ..... 30-2015-0008481

(51) **LOC (10) Cl.** ..... **14-03**

(52) **U.S. Cl.**  
USPC ..... **D14/250**

(58) **Field of Classification Search**  
USPC ..... D14/238.1, 440, 203.3–203.7, 217, 240,  
D14/248, 251–253, 447, 496, 250;  
D3/201, 218, 247, 269, 273, 301, 303;  
D13/103, 107–108, 119  
(Continued)

(56) **References Cited**

**U.S. PATENT DOCUMENTS**

D593,750 S \* 6/2009 Song ..... D3/269  
D620,931 S \* 8/2010 Opman ..... D14/250  
(Continued)

*Primary Examiner* — Carla Jobe Wright  
(74) *Attorney, Agent, or Firm* — McAndrews Held &  
Malloy, Ltd.

(57) **CLAIM**

The ornamental design for a cover for an electronic communications device, as shown and described.

FIG. 1 is a top left front perspective view of a first embodiment of a cover for an electronic communications device showing my new design;  
FIG. 2 is a front view thereof;  
FIG. 3 is a rear view thereof;  
FIG. 4 is a left-side elevation view thereof;  
FIG. 5 is a right-side elevation view thereof;  
FIG. 6 is a top plan view thereof;  
FIG. 7 is a bottom plan view thereof;  
FIG. 8 is an enlarged rear view of the area in FIG. 3 indicated by the lines A and B in FIG. 3 and also of the corresponding area in FIG. 12; any indication of transparency in FIG. 8 is applicable to FIG. 3 but not to FIG. 12.  
FIG. 9 is an enlarged top right rear perspective view of the area in FIG. 3 indicated by the lines A and B in FIG. 3 and also of the corresponding area in FIG. 12; any indication of transparency in FIG. 9 is applicable to FIG. 3 but not to FIG. 12.  
FIG. 10 is a top left front perspective view of a second embodiment of a cover for an electronic device showing my new design;  
FIG. 11 is a front view thereof;  
FIG. 12 is a rear view thereof;  
FIG. 13 is a left-side elevation view thereof;  
FIG. 14 is a right-side elevation view thereof;  
FIG. 15 is a top plan view thereof;  
FIG. 16 is a bottom plan view thereof;  
FIG. 17 is a top left front perspective view of a third embodiment of a cover for an electronic device showing my new design;  
FIG. 18 is a front view thereof;  
FIG. 19 is a rear view thereof;  
FIG. 20 is a left-side elevation view thereof;  
FIG. 21 is a right-side elevation view thereof;  
FIG. 22 is a top plan view thereof;  
FIG. 23 is a bottom plan view thereof;  
FIG. 24 is a top left front perspective view of a fourth embodiment of a cover for an electronic device showing my new design;  
FIG. 25 is a front view thereof;  
FIG. 26 is a rear view thereof;  
FIG. 27 is a left-side elevation view thereof;

(Continued)



FIG. 28 is a right-side elevation view thereof;  
 FIG. 29 is a top plan view thereof; and,  
 FIG. 30 is a bottom plan view thereof;

The lines marked A and B in FIG. 3 indicate a portion of the first and second embodiments of the claimed design that is illustrated in enlargements and form no part of the claimed design.

The dot-dot-dash broken lines in FIGS. 8 and 9 delineate a portion of the first and second embodiments of the claimed design that is illustrated in enlargements and form no part of the claimed design.

**1 Claim, 21 Drawing Sheets**

(58) **Field of Classification Search**

CPC . H04B 1/3888; H04M 1/0283; H04M 1/0202;  
 A45C 1/06; A45C 2011/002; A45C 11/00;  
 A45C 13/02; A45F 2005/026; A45F  
 2200/0525; A45F 2200/0516

See application file for complete search history.

(56)

**References Cited**

U.S. PATENT DOCUMENTS

D625,303	S	*	10/2010	Kim	.....	D14/250
D637,589	S	*	5/2011	Willes	.....	D14/250
D641,154	S	*	7/2011	Smith	.....	D3/218
D651,205	S	*	12/2011	Soekoro	.....	D14/250
D653,655	S	*	2/2012	Polito	.....	D14/250
D678,871	S	*	3/2013	Mishan	.....	D14/250
D679,685	S	*	4/2013	Cox	.....	D14/250
D679,694	S	*	4/2013	Fahrendorff	.....	D14/250
D681,620	S	*	5/2013	Huskinson	.....	D14/250
D686,199	S	*	7/2013	Fahrendorff	.....	D14/250
D686,606	S	*	7/2013	Hong	.....	D14/250
D686,607	S	*	7/2013	Hong	.....	D14/250
D688,655	S	*	8/2013	Rey-Hipolito	.....	D14/250
D689,852	S	*	9/2013	Azoulay	.....	D14/250
D711,361	S	*	8/2014	Requa	.....	D14/250
D714,053	S	*	9/2014	Yoo	.....	D3/269
D716,783	S	*	11/2014	Loncar	.....	D14/250
D719,949	S	*	12/2014	Tussy	.....	D14/250
D721,064	S	*	1/2015	Sun	.....	D14/250
D721,072	S	*	1/2015	Laffon de Mazieres	....	D14/250
D722,309	S	*	2/2015	Green	.....	D14/250
2013/0210502	A1	*	8/2013	Maravilla	.....	H04B 1/3888 455/575.1
2015/0000884	A1	*	1/2015	Jiang	.....	A45C 11/00 165/185

\* cited by examiner

FIG. 1

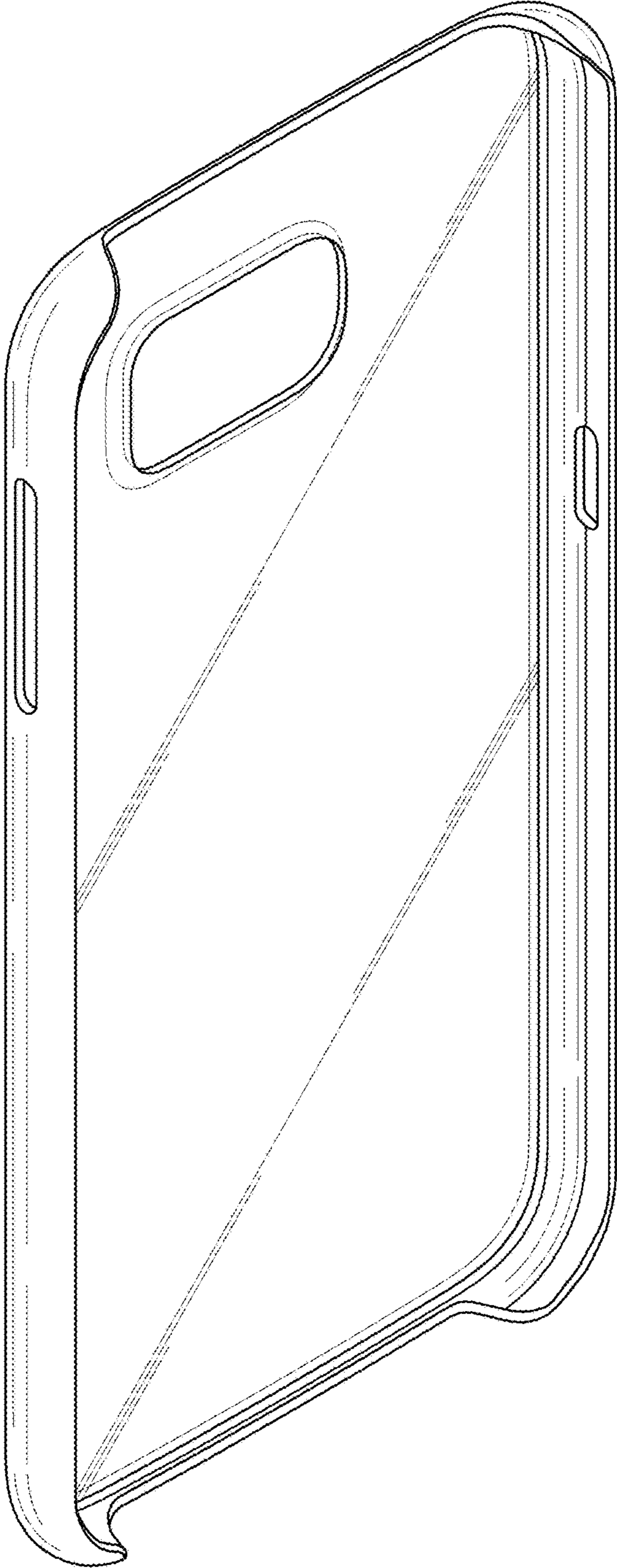


FIG.2




FIG.3

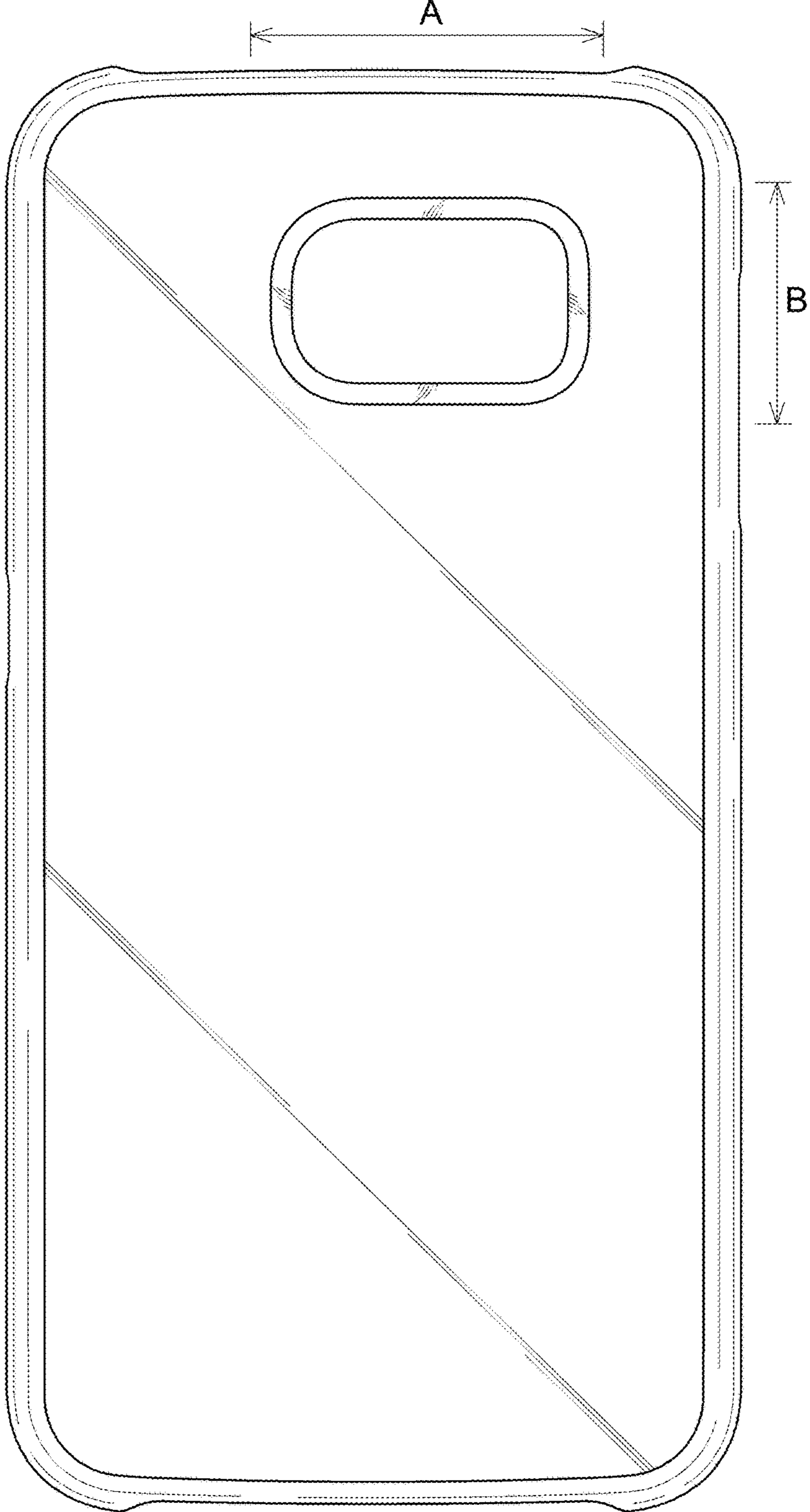


FIG.4




FIG.5




FIG.6



FIG.7



FIG.8

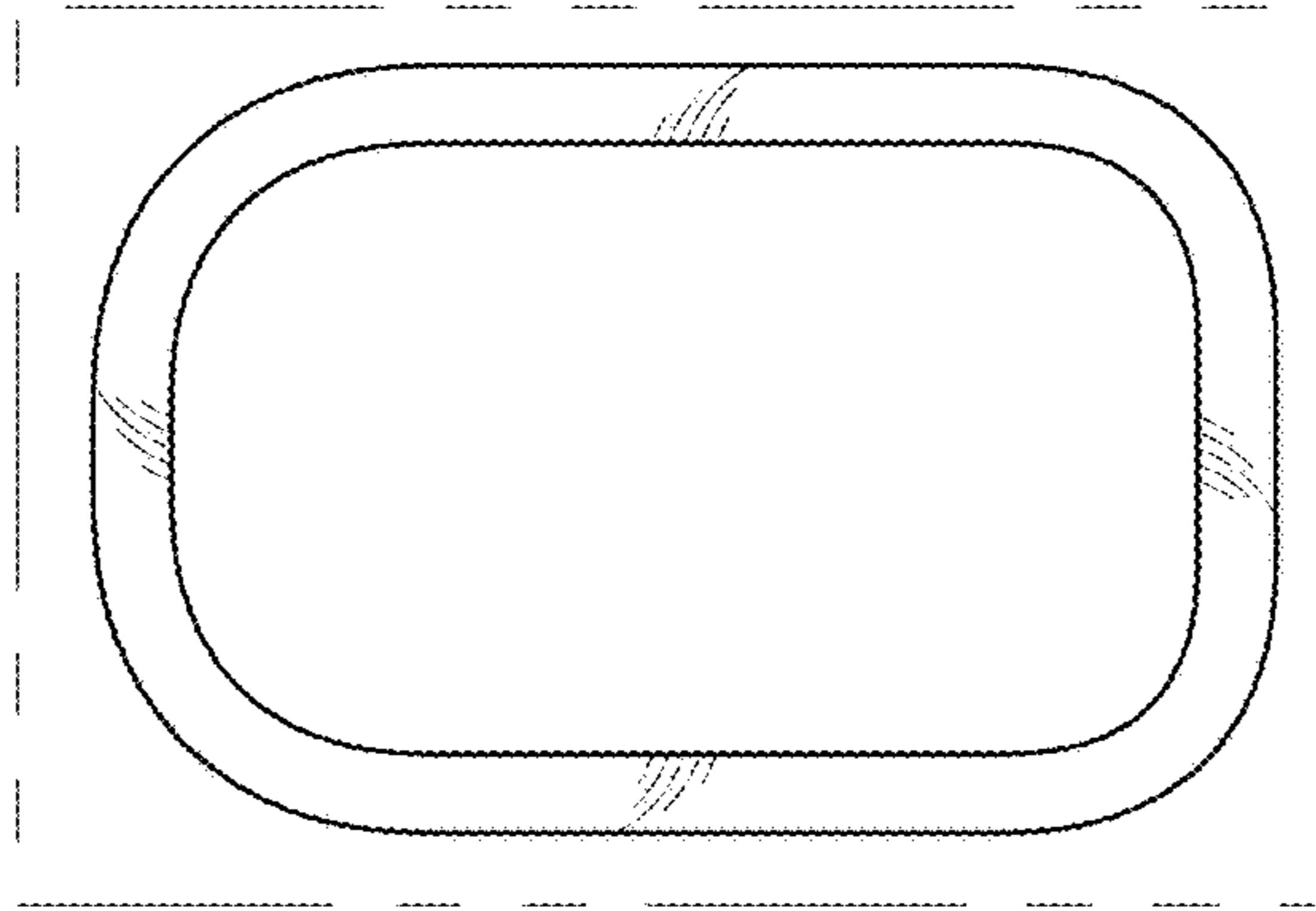


FIG.9

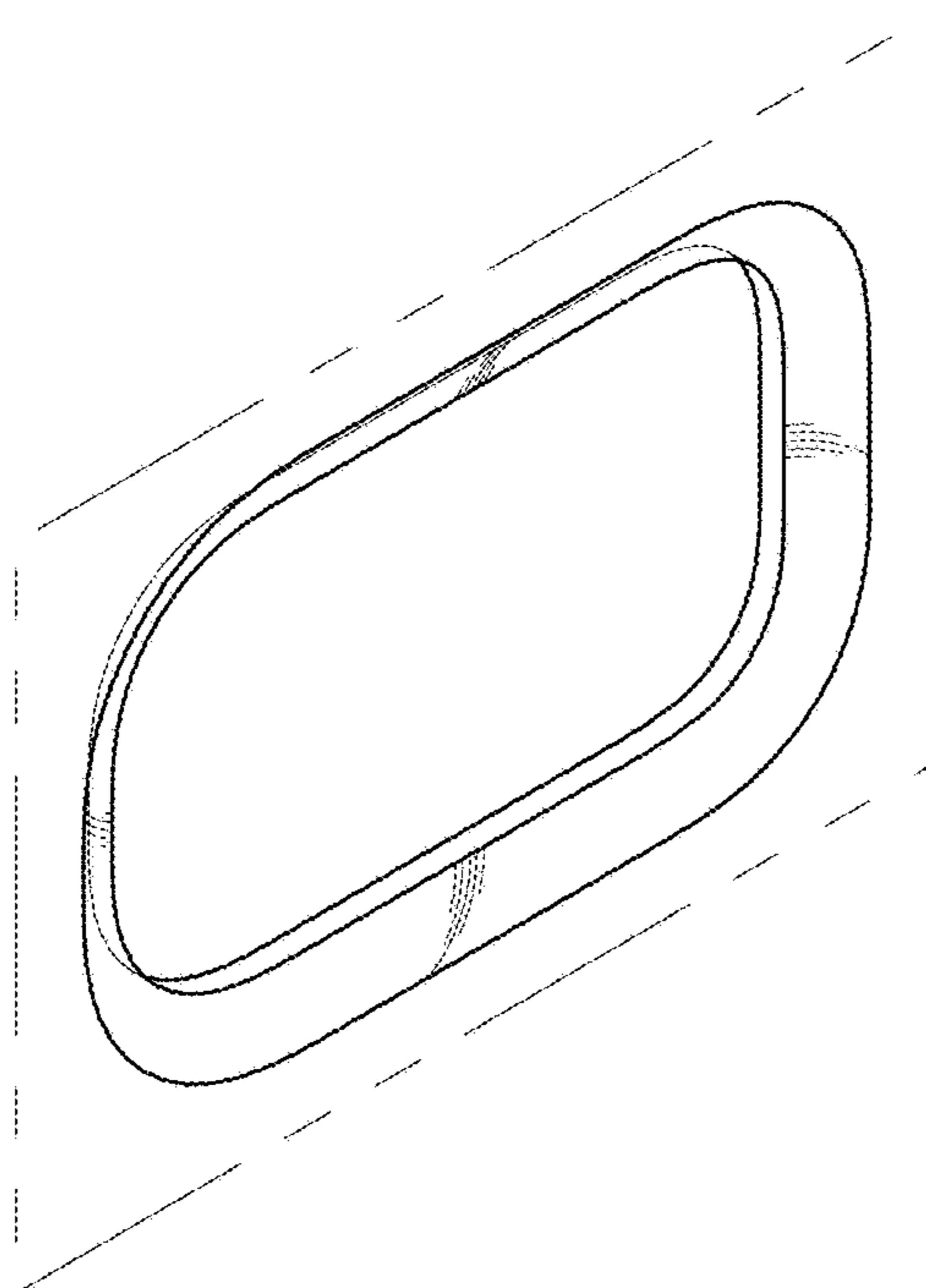




FIG. 10

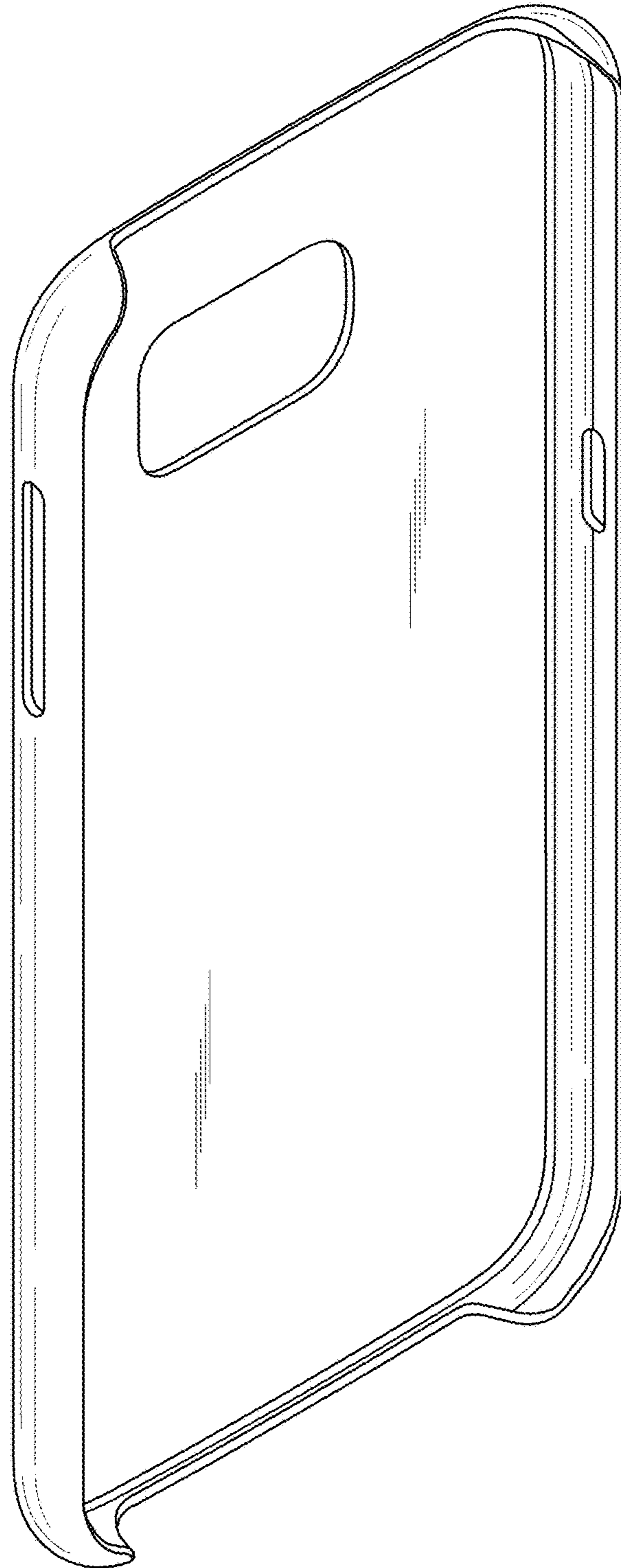


FIG.11




FIG.12




FIG.13




FIG.14



FIG.15




FIG.16




FIG.17

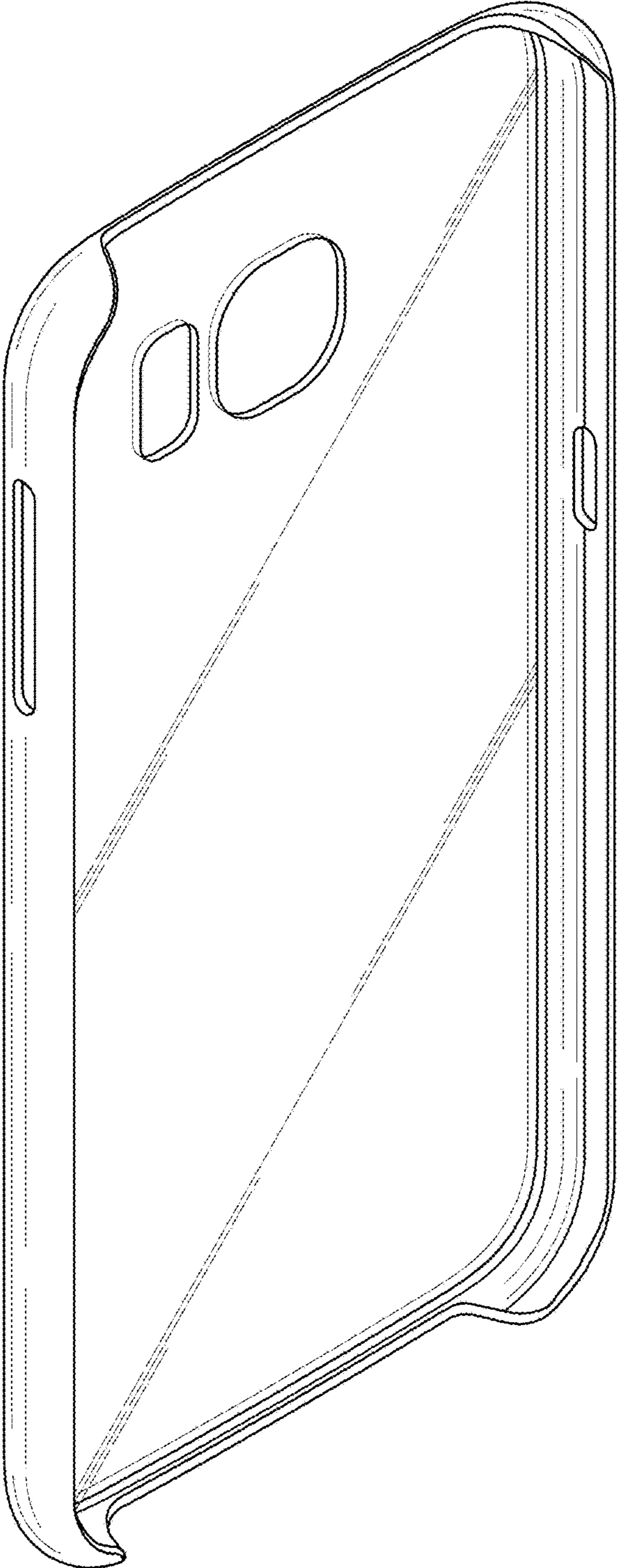


FIG. 18




FIG. 19






FIG.20




FIG.21



FIG.22



FIG.23




FIG.24

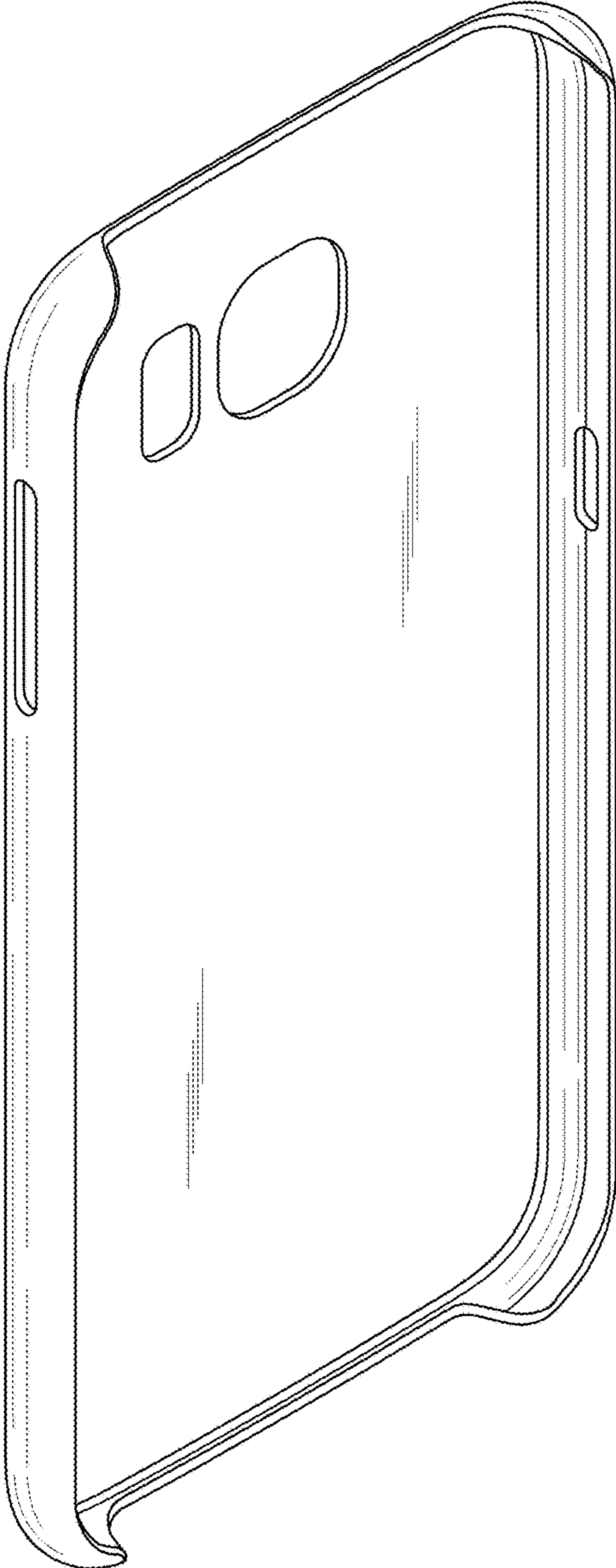


FIG.25




FIG.26




FIG.27




FIG.28



FIG.29



FIG.30

