



US00D777159S

(12) **United States Design Patent** (10) **Patent No.:** **US D777,159 S**  
**Lee et al.** (45) **Date of Patent:** **\*\* Jan. 24, 2017**

(54) **COVER FOR AN ELECTRONIC COMMUNICATIONS DEVICE**  
(71) Applicant: **Samsung Electronics Co., Ltd.**, Suwon-si (KR)  
(72) Inventors: **Ji Young Lee**, Seoul (KR); **Hyok Su Choi**, Seoul (KR); **Min Hyouk Kim**, Seongnam-si (KR)  
(73) Assignee: **SAMSUNG ELECTRONICS CO., LTD.**, Suwon-si (KR)  
(\*\*) Term: **14 Years**  
(21) Appl. No.: **29/522,154**  
(22) Filed: **Mar. 27, 2015**  
(30) **Foreign Application Priority Data**  
Feb. 16, 2015 (KR) ..... 30-2015-0008462  
(51) **LOC (10) Cl.** ..... **14-03**  
(52) **U.S. Cl.**  
USPC ..... **D14/250**  
(58) **Field of Classification Search**  
USPC ..... D14/238.1, 440, 203.3–203.7, 217, 240, D14/248, 251–253, 447, 496, 250; D3/201, 218, 247, 269, 273, 301, 303; D13/103, 107–108, 119  
CPC . H04B 1/3888; H04M 1/0283; H04M 1/0202; A45C 1/06; A45C 2011/002; A45C 11/00; A45C 13/02; A45F 2005/026; A45F 2200/0525; A45F 2200/0516  
See application file for complete search history.

(56) **References Cited**  
U.S. PATENT DOCUMENTS  
D637,589 S \* 5/2011 Willes ..... D14/250  
D641,348 S \* 7/2011 Kim ..... D14/250  
(Continued)

*Primary Examiner* — Carla Jobe Wright  
(74) *Attorney, Agent, or Firm* — McAndrews Held & Malloy, Ltd.

(57) **CLAIM**

The ornamental design for a cover for an electronic communications device, as shown and described.

**DESCRIPTION**

FIG. 1 is a top right front perspective view of a first embodiment of a cover for an electronic communications device showing our new design;  
FIG. 2 is a front view thereof;  
FIG. 3 is a rear view thereof;  
FIG. 4 is a left-side elevation view thereof;  
FIG. 5 is a right-side elevation view thereof;  
FIG. 6 is a top plan view thereof;  
FIG. 7 is a bottom plan view thereof;  
FIG. 8 is an enlarged rear view of the area in FIG. 3 indicated by the lines A and B in FIG. 3;  
FIG. 9 is an enlarged top right rear perspective view of the area in FIG. 3 indicated by the lines A and B in FIG. 3;  
FIG. 10 is a top right front perspective view of a second embodiment of a cover for an electronic communications device showing our new design;  
FIG. 11 is a front view thereof;  
FIG. 12 is a rear view thereof;  
FIG. 13 is a left-side elevation view thereof;  
FIG. 14 is a right-side elevation view thereof;  
FIG. 15 is a top plan view thereof; and,  
FIG. 16 is a bottom plan view thereof.  
The lines marked A and B in FIG. 3 indicate a portion of the first embodiment of the claimed design that is illustrated in enlargements and form no part of the claimed design.  
The dot-dot-dash broken lines in FIGS. 8 and 9 delineate a portion of the first embodiment of the claimed design that is illustrated in enlargements and form no part of the claimed design.

**1 Claim, 11 Drawing Sheets**



(56)

**References Cited**

U.S. PATENT DOCUMENTS

D652,829	S *	1/2012	Kim .....	D14/250
D657,354	S *	4/2012	Kim .....	D14/250
D674,799	S *	1/2013	Kim .....	D14/440
D678,260	S *	3/2013	Bau .....	D14/132
D679,694	S *	4/2013	Fahrendorff .....	D14/250
D686,199	S *	7/2013	Fahrendorff .....	D14/250
D694,741	S *	12/2013	Kim .....	D14/250
D696,256	S *	12/2013	Piedra .....	D14/440
D698,773	S *	2/2014	Wildner .....	D14/250
D702,673	S *	4/2014	Murchison .....	D14/250
D704,689	S *	5/2014	Chang .....	D14/250
D706,753	S *	6/2014	Kim .....	D14/250
D711,861	S *	8/2014	Mei .....	D14/250
D712,393	S *	9/2014	Kim .....	D14/250
D713,834	S *	9/2014	Almstrom .....	D14/250
D727,916	S *	4/2015	Melmon .....	D14/440
D729,522	S *	5/2015	Kim .....	D3/218
D733,150	S *	6/2015	Sirichai .....	D14/440
2011/0290687	A1 *	12/2011	Han .....	A45C 3/02 206/320
2012/0085679	A1 *	4/2012	Kim .....	A45C 3/001 206/736
2015/0230570	A1 *	8/2015	Kim .....	A45C 1/06 150/139

\* cited by examiner

FIG. 1




FIG.2




FIG.3

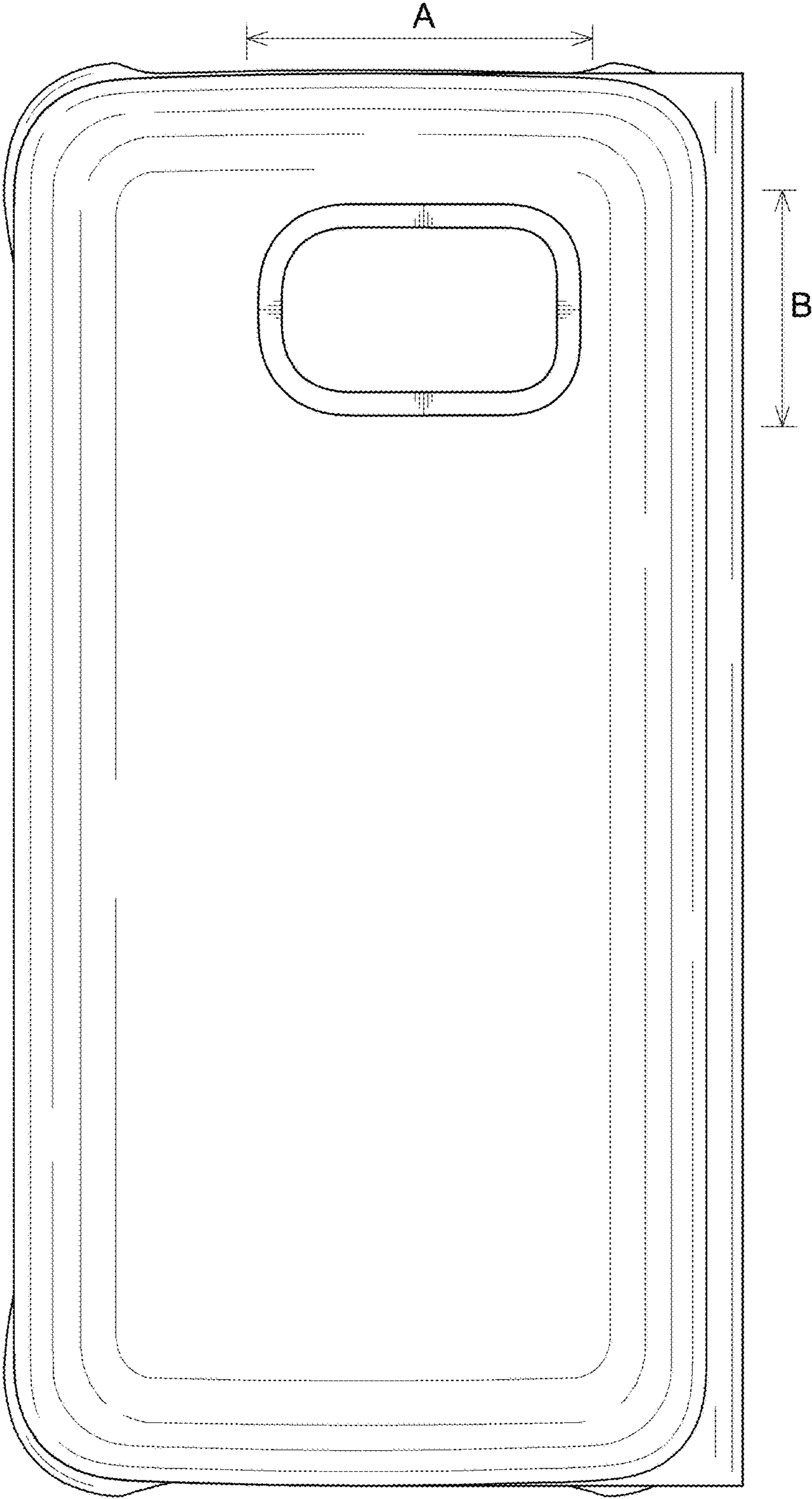


FIG.4




FIG.5




FIG.6

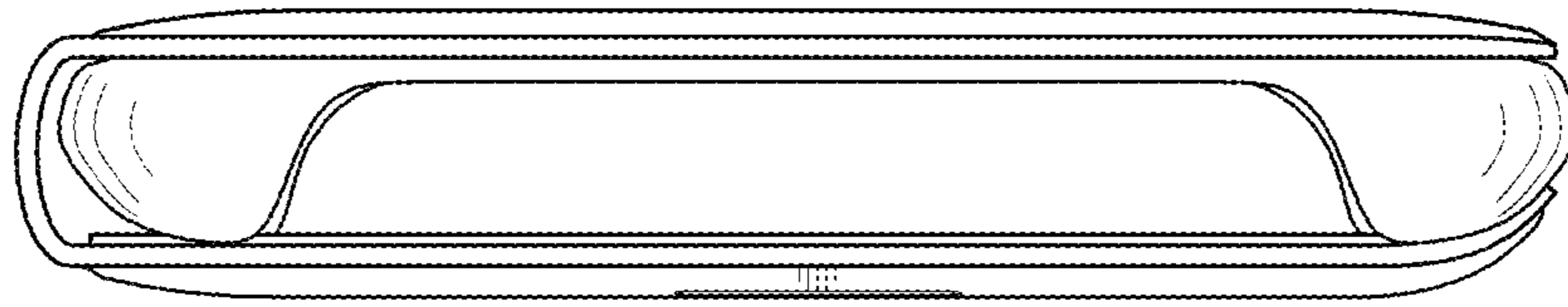


FIG.7

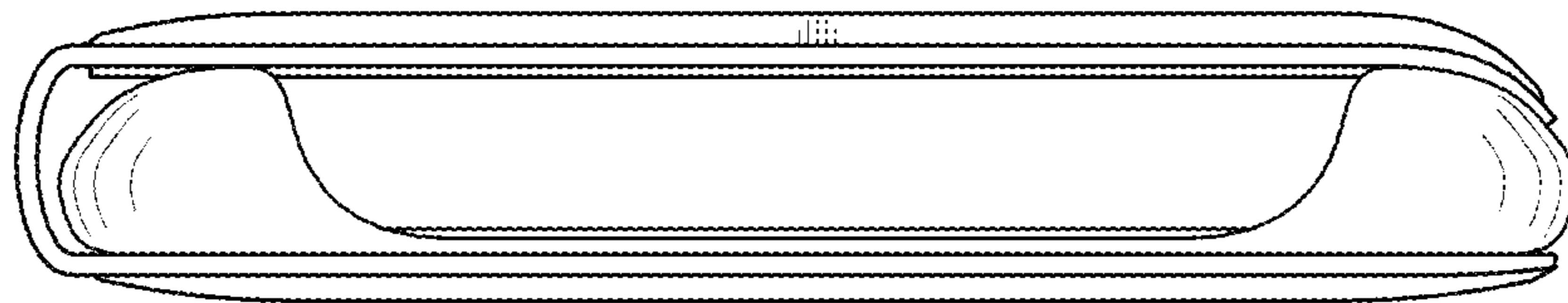


FIG.8

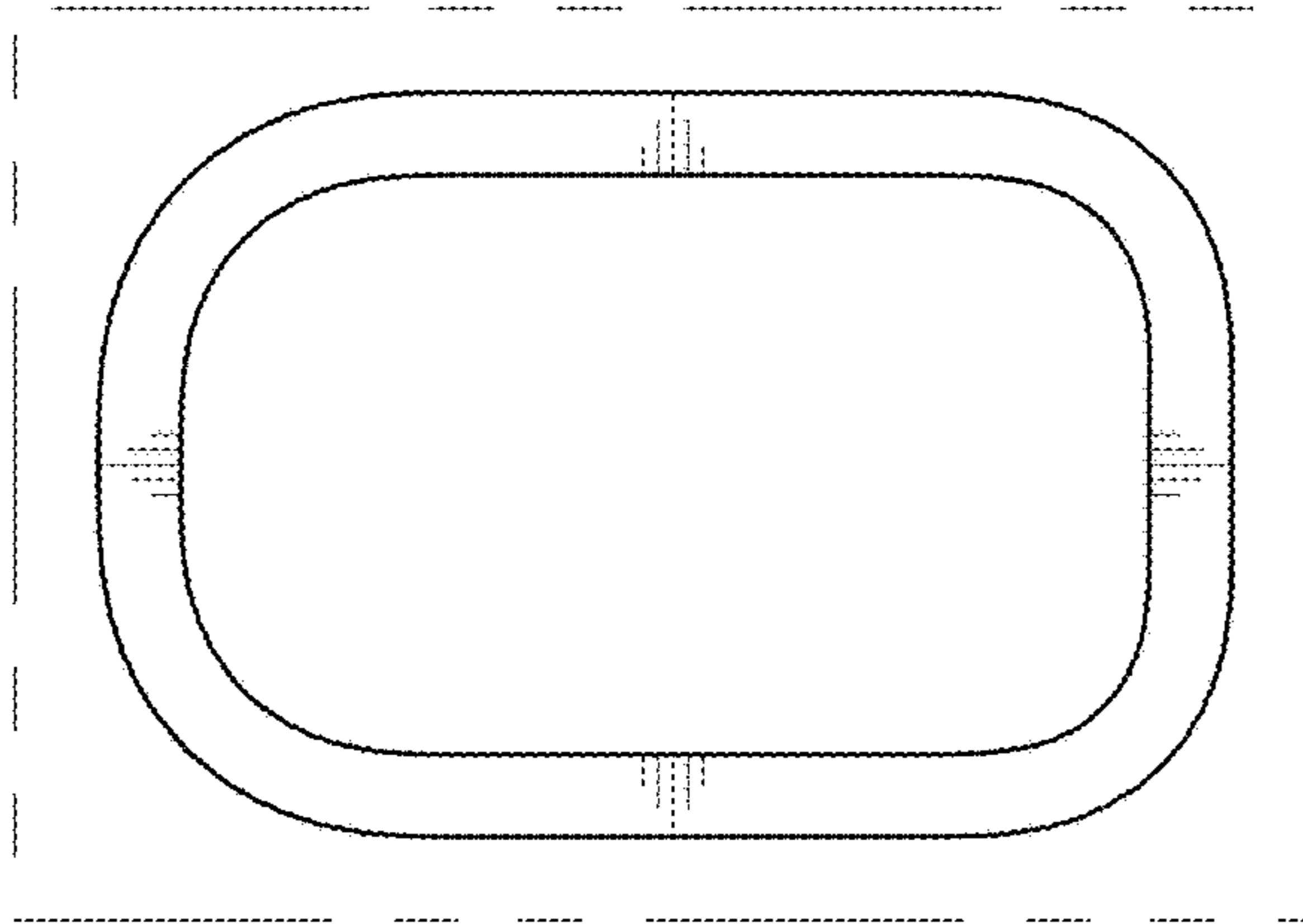


FIG.9

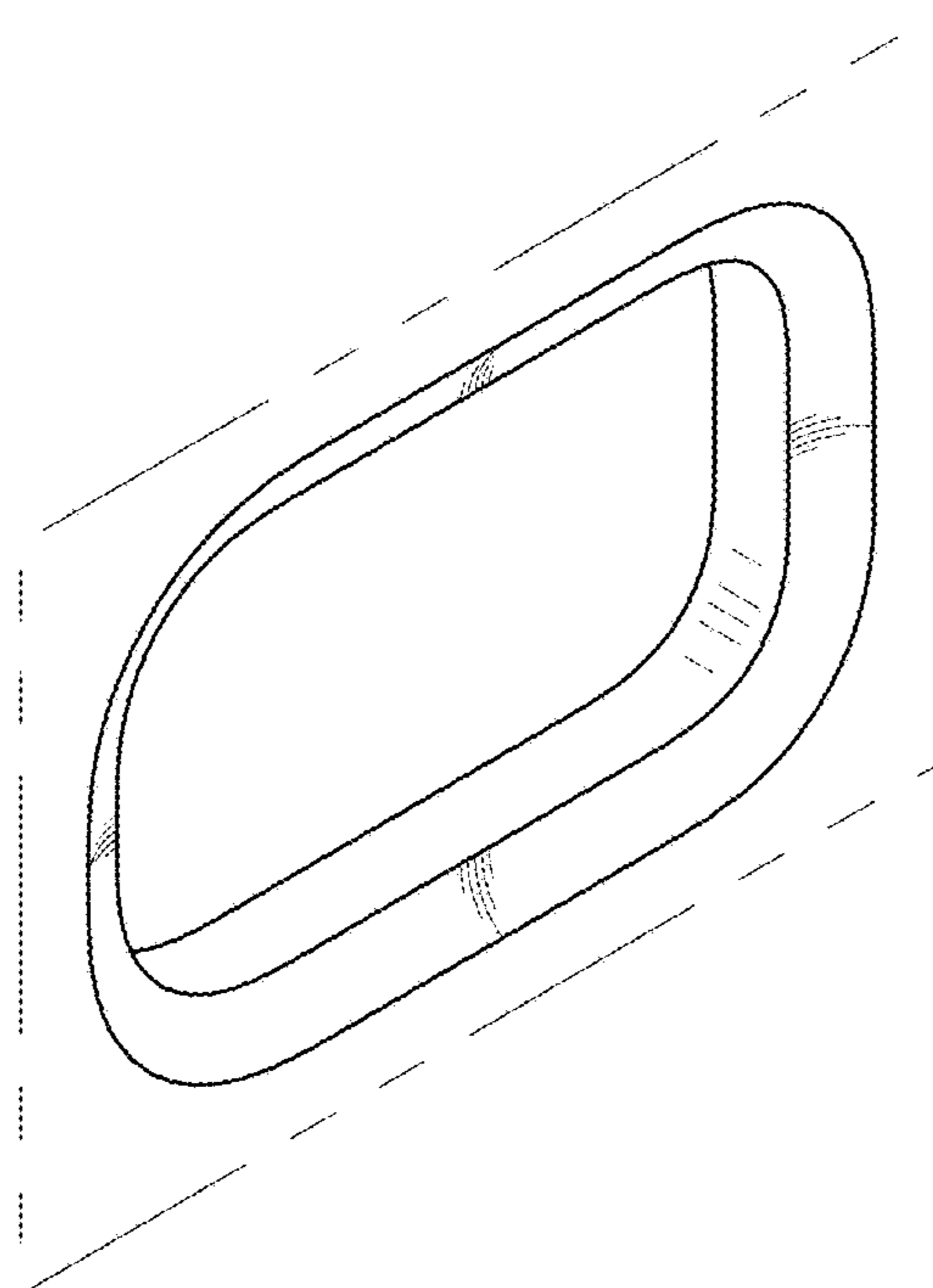




FIG.10




FIG. 11




FIG.12




FIG.13




FIG.14




FIG.15

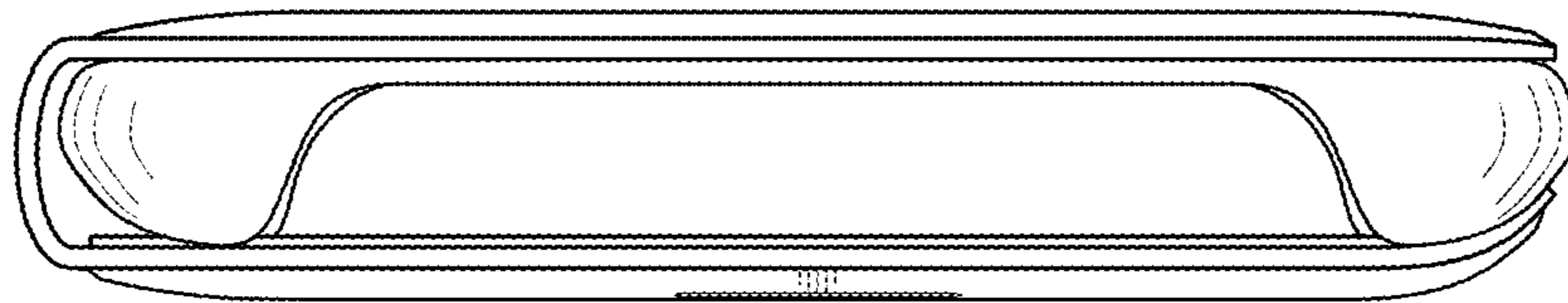


FIG.16

