



US00D777157S

(12) **United States Design Patent** (10) **Patent No.:** **US D777,157 S**
Kim (45) **Date of Patent:** **** Jan. 24, 2017**

(54) **COVER FOR AN ELECTRONIC COMMUNICATIONS DEVICE**

(71) Applicant: **Samsung Electronics Co., Ltd.**, Suwon-si (KR)

(72) Inventor: **Yoon Young Kim**, Seongnam-si (KR)

(73) Assignee: **SAMSUNG ELECTRONICS CO., LTD.**, Suwon-si (KR)

(**) Term: **14 Years**

(21) Appl. No.: **29/522,123**

(22) Filed: **Mar. 27, 2015**

(30) **Foreign Application Priority Data**

Feb. 16, 2015 (KR) 30-2015-0008460

(51) **LOC (10) Cl.** **14-03**

(52) **U.S. Cl.**
USPC **D14/250**

(58) **Field of Classification Search**

USPC D14/238.1, 440, 203.3–203.7, 217, 240,
D14/248, 251–253, 447, 496, 250;
D3/201, 218, 247, 269, 273, 301, 303;
D13/103, D13/107–108, 119

(Continued)

(56) **References Cited**

U.S. PATENT DOCUMENTS

D593,750 S * 6/2009 Song D3/269
D620,931 S * 8/2010 Opman D14/250

(Continued)

Primary Examiner — Carla Jobe Wright

(74) *Attorney, Agent, or Firm* — McAndrews Held & Malloy, Ltd.

(57) **CLAIM**

The ornamental design for a cover for an electronic communications device, as shown and described.

DESCRIPTION

FIG. 1 is a top left front perspective view of a first embodiment of a cover for an electronic communications device showing my new design;

FIG. 2 is a front view thereof;

FIG. 3 is a rear view thereof;

FIG. 4 is a left-side elevation view thereof;

FIG. 5 is a right-side elevation view thereof;

FIG. 6 is a top plan view thereof;

FIG. 7 is a bottom plan view thereof;

FIG. 8 is an enlarged rear view of the area in FIG. 3 indicated by the lines A and B in FIG. 3 and also of the corresponding area in FIG. 12; any indication of transparency in FIG. 8 is applicable to FIG. 3 but not to FIG. 12

FIG. 9 is an enlarged top right rear perspective view of the area in FIG. 3 indicated by the lines A and B in FIG. 3 and also of the corresponding area in FIG. 12; any indication of transparency in FIG. 9 is applicable to FIG. 3 but not to FIG. 12.

FIG. 10 is a top left front perspective view of a second embodiment of a cover for an electronic device showing my new design;

FIG. 11 is a front view thereof;

FIG. 12 is a rear view thereof;

FIG. 13 is a left-side elevation view thereof;

FIG. 14 is a right-side elevation view thereof;

FIG. 15 is a top plan view thereof;

FIG. 16 is a bottom plan view thereof;

FIG. 17 is a top left front perspective view of a third embodiment of a cover for an electronic communications device showing my new design;

FIG. 18 is a front view thereof;

FIG. 19 is a rear view thereof;

FIG. 20 is a left-side elevation view thereof;

FIG. 21 is a right-side elevation view thereof;

FIG. 22 is a top plan view thereof;

FIG. 23 is a bottom plan view thereof;

(Continued)



FIG. 24 is a top left front perspective view of a fourth embodiment of a cover for an electronic communications device showing my new design;
 FIG. 25 is a front view thereof;
 FIG. 26 is a rear view thereof;
 FIG. 27 is a left-side elevation view thereof;
 FIG. 28 is a right-side elevation view thereof;
 FIG. 29 is a top plan view thereof; and,
 FIG. 30 is a bottom plan view thereof.

The lines marked A and B in FIG. 3 indicate a portion of the first and second embodiments of the claimed design that is illustrated in enlargements and form no part of the claimed design.

The dot-dot-dash broken lines in FIGS. 8 and 9 delineate a portion of the first and second embodiments of the claimed design that is illustrated in enlargements and form no part of the claimed design.

1 Claim, 21 Drawing Sheets

(58) **Field of Classification Search**

CPC . H04B 1/3888; H04M 1/0283; H04M 1/0202;
 A45C 1/06; A45C 2011/002; A45C 11/00;
 A45C 13/02; A45F 2005/026; A45F
 2200/0525; A45F 2200/0516

See application file for complete search history.

(56)

References Cited

U.S. PATENT DOCUMENTS

D625,303	S	*	10/2010	Kim	D14/250
D637,589	S	*	5/2011	Willes	D14/250
D641,154	S	*	7/2011	Smith	D3/218
D651,205	S	*	12/2011	Soekoro	D14/250
D653,655	S	*	2/2012	Polito	D14/250
D678,871	S	*	3/2013	Mishan	D14/250
D679,685	S	*	4/2013	Cox	D14/250
D679,694	S	*	4/2013	Fahrendorff	D14/250
D681,620	S	*	5/2013	Huskinson	D14/250
D686,199	S	*	7/2013	Fahrendorff	D14/250
D686,606	S	*	7/2013	Hong	D14/250
D686,607	S	*	7/2013	Hong	D14/250
D688,655	S	*	8/2013	Rey-Hipolito	D14/250
D689,852	S	*	9/2013	Azoulay	D14/250
D711,361	S	*	8/2014	Requa	D14/250
D714,053	S	*	9/2014	Yoo	D3/269
D716,783	S	*	11/2014	Loncar	D14/250
D719,949	S	*	12/2014	Tussy	D14/250
D721,064	S	*	1/2015	Sun	D14/250
D721,072	S	*	1/2015	Laffon de Mazieres	D14/250
D722,309	S	*	2/2015	Green	D14/250
2013/0210502	A1	*	8/2013	Maravilla	H04B 1/3888 455/575.1
2015/0000884	A1	*	1/2015	Jiang	A45C 11/00 165/185

* cited by examiner

FIG.1

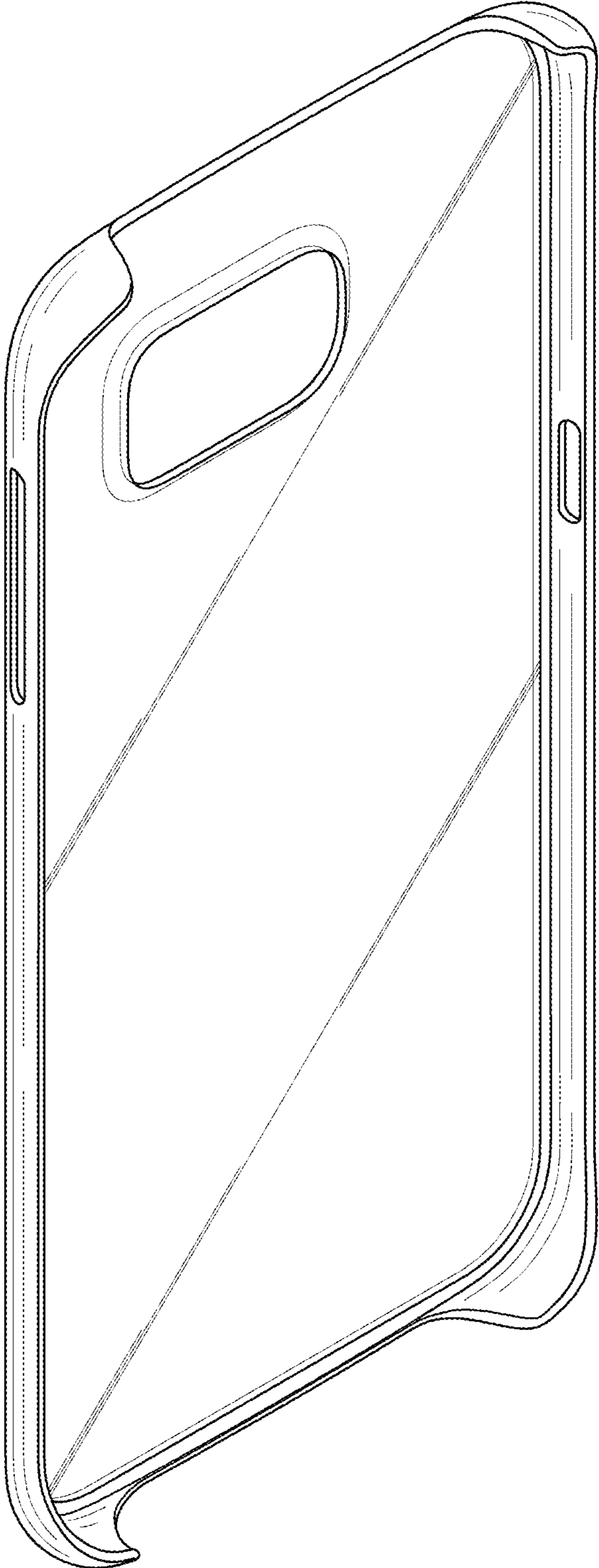


FIG.2




FIG.3

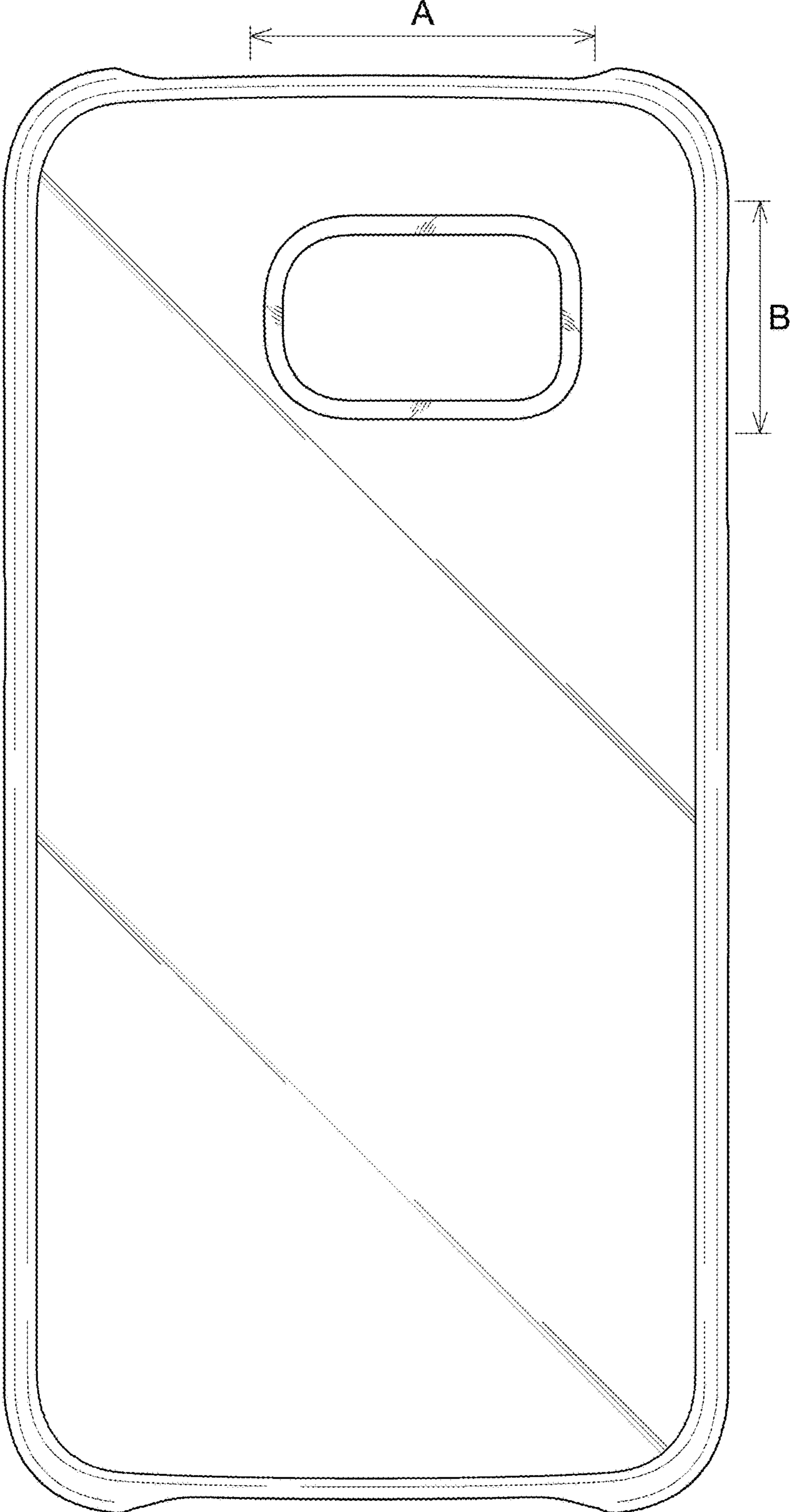


FIG.4




FIG.5



FIG.6



FIG.7



FIG.8

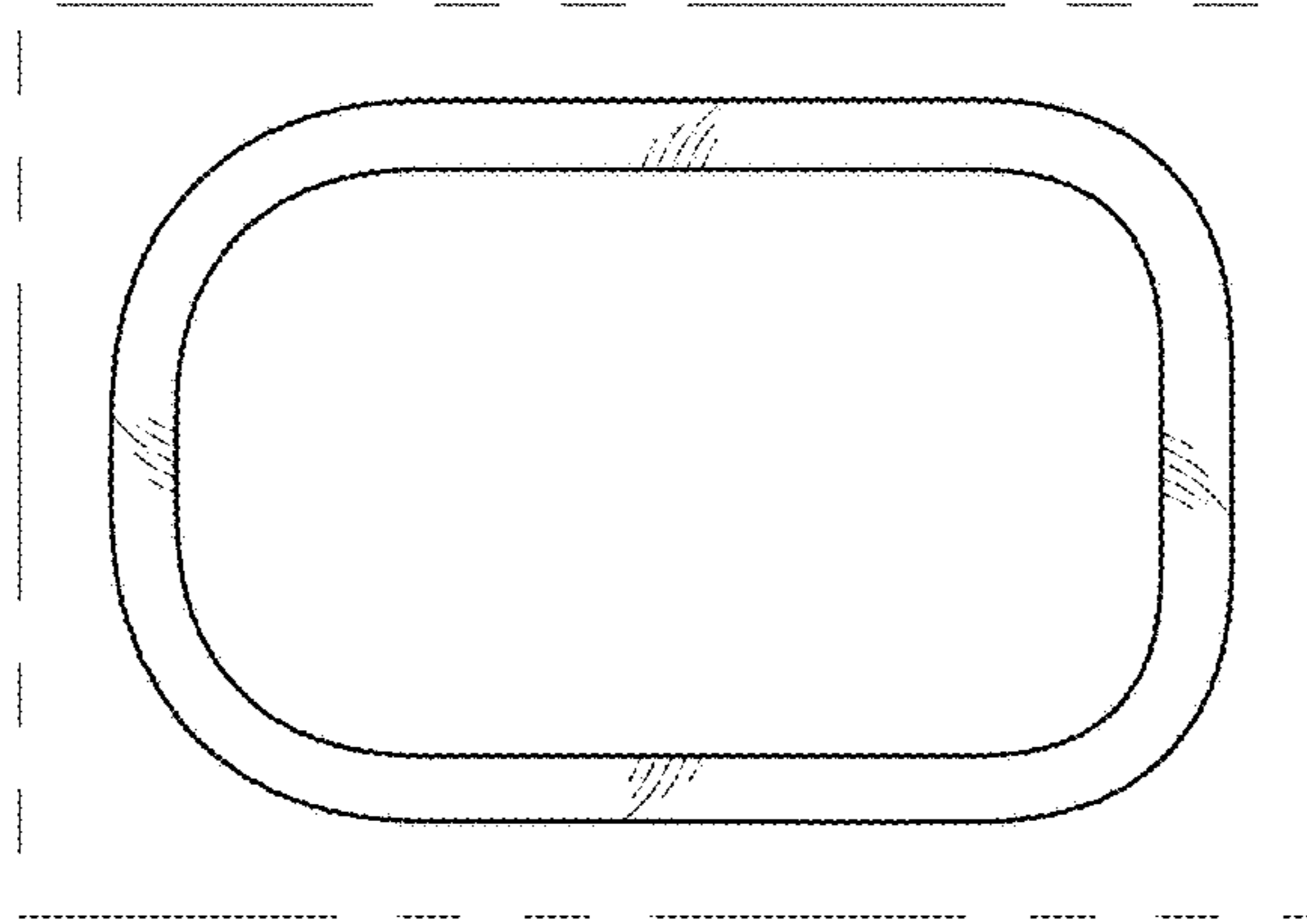


FIG.9

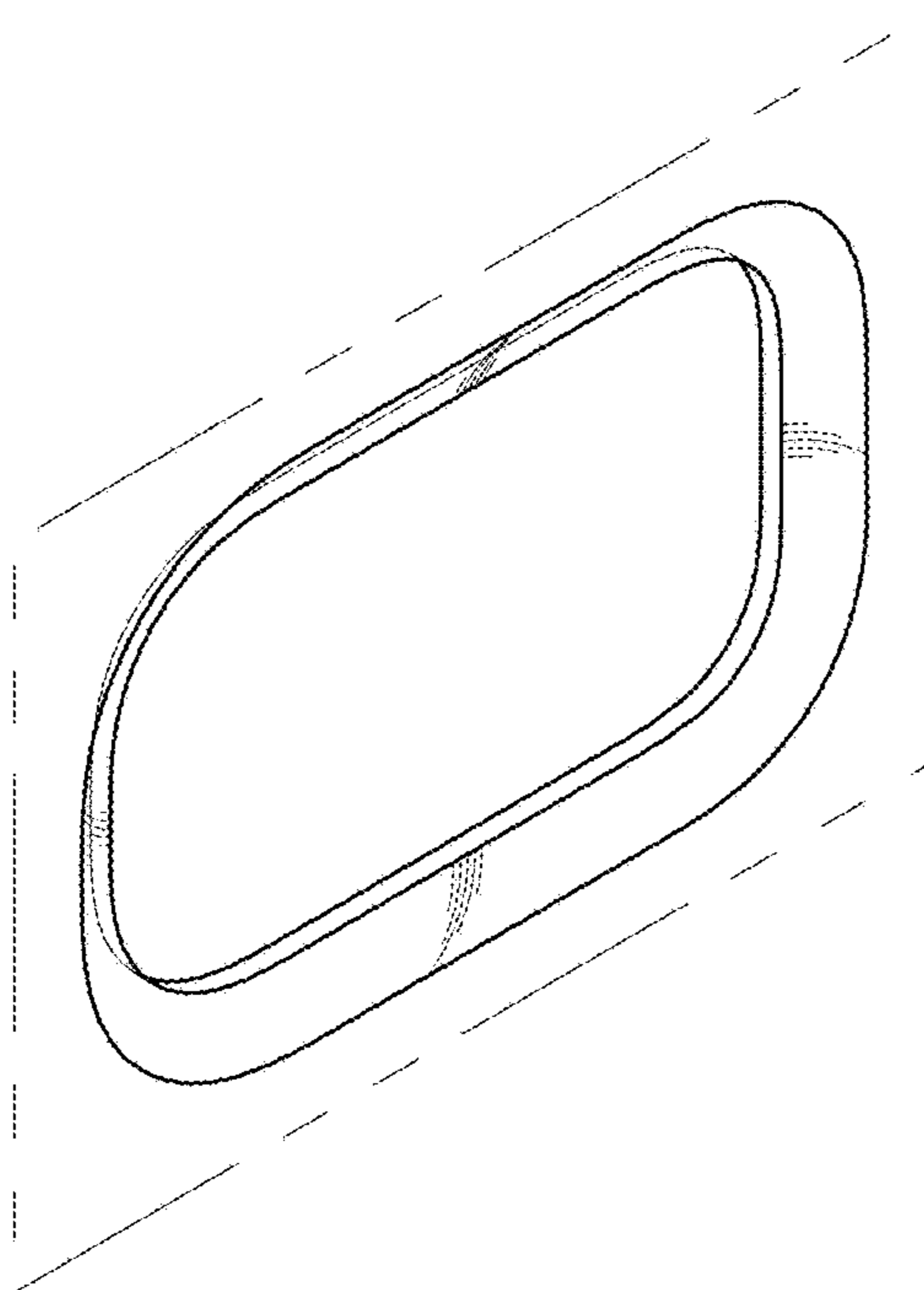


FIG. 10

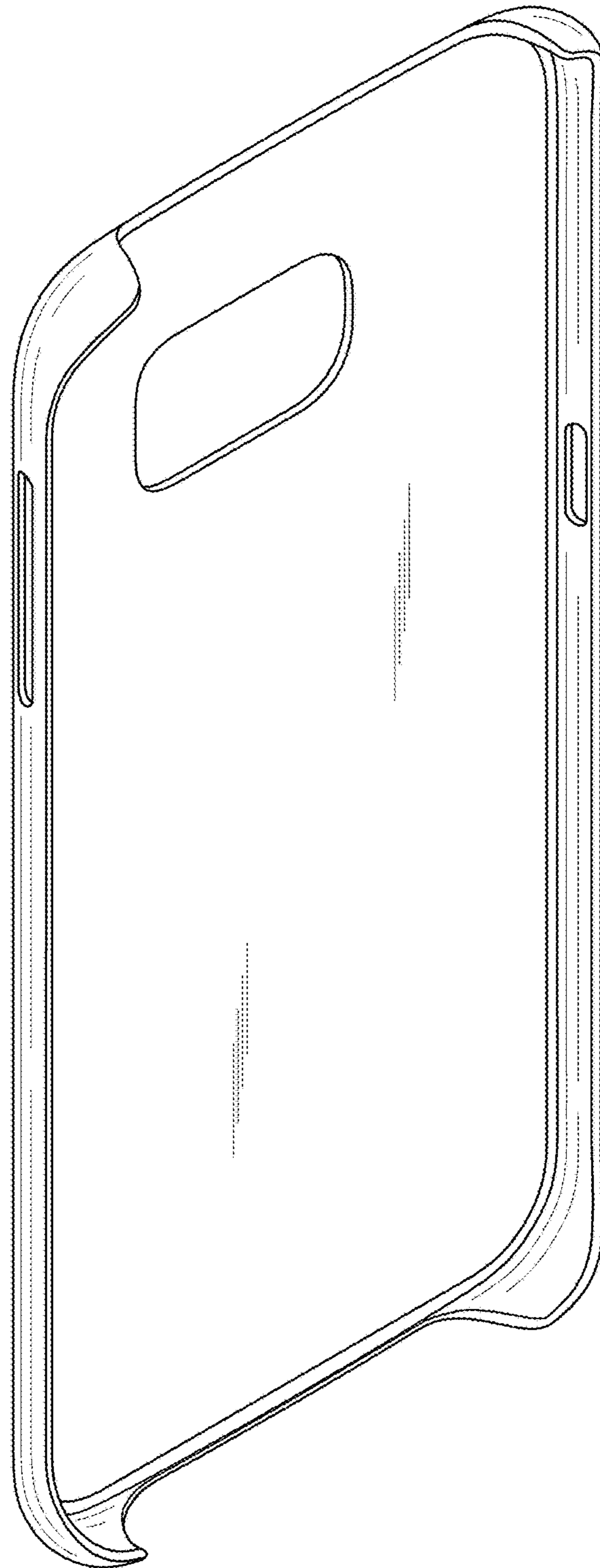


FIG.11




FIG.12




FIG.13




FIG.14




FIG.15




FIG.16



FIG.17

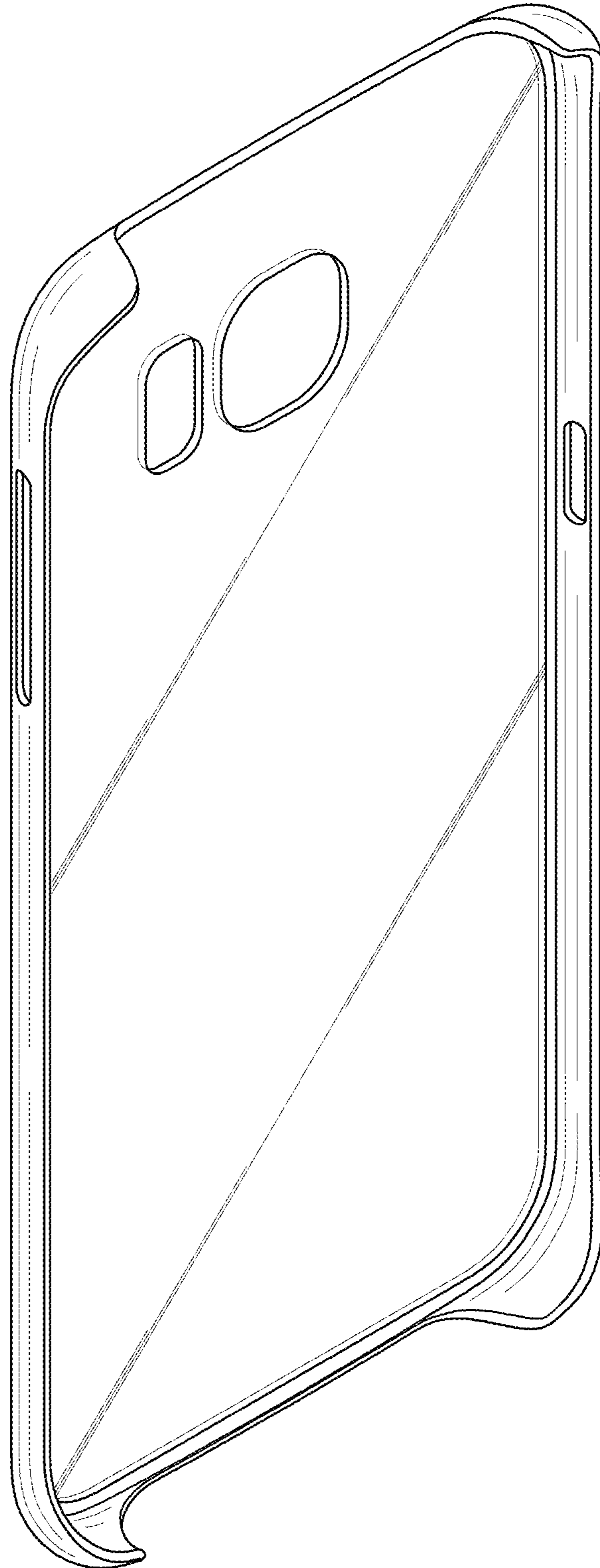


FIG.18




FIG. 19




FIG.20



FIG.21



FIG.22




FIG.23



FIG.24

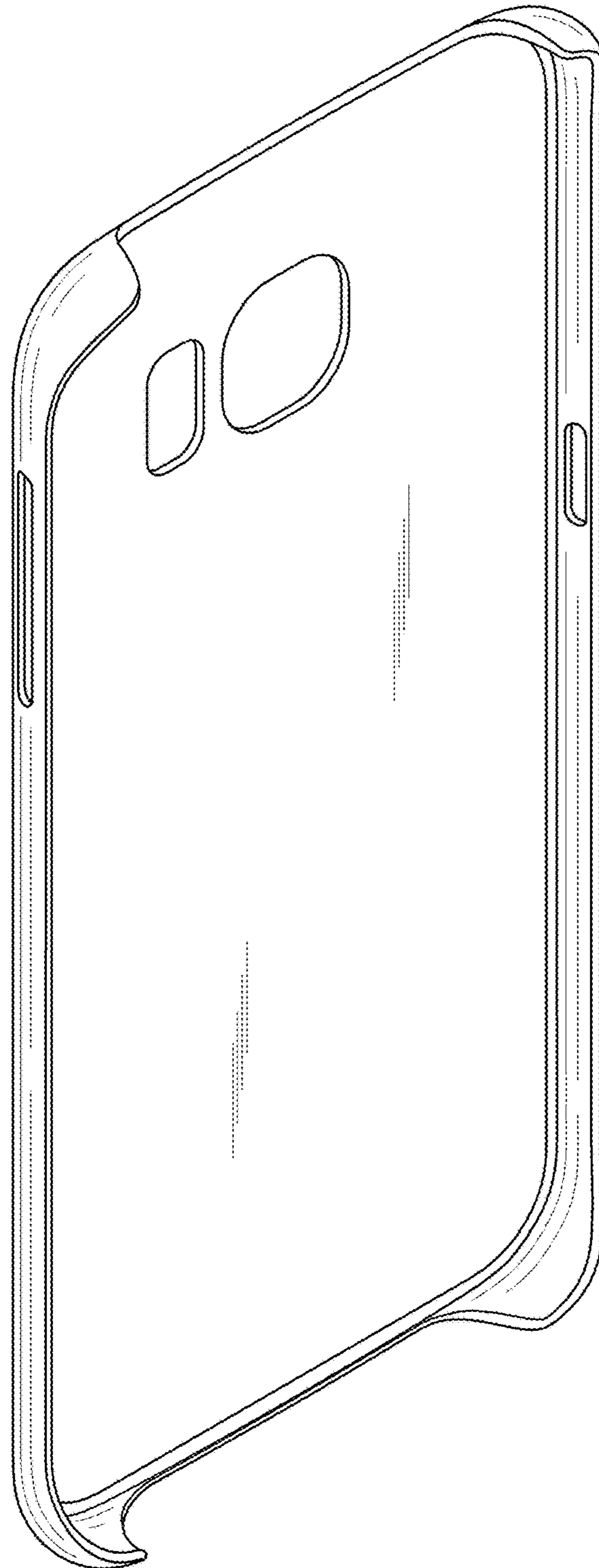


FIG.25




FIG.26




FIG.27




FIG.28




FIG.29




FIG.30

