



US00D777152S

(12) **United States Design Patent**  
**Kim et al.**

(10) **Patent No.:** **US D777,152 S**  
(45) **Date of Patent:** **\*\* Jan. 24, 2017**

(54) **CASE FOR ELECTRONIC DEVICE**

(71) Applicants: **Dae-Young Kim**, Seoul (KR); **Young Kwang Hyun**, Seoul (KR)

(72) Inventors: **Dae-Young Kim**, Seoul (KR); **Young Kwang Hyun**, Seoul (KR)

(73) Assignee: **SPIGEN KOREA CO., LTD.**,  
Geumcheon-Gu, Seoul (KR)

(\*\*) Term: **14 Years**

(21) Appl. No.: **29/496,793**

(22) Filed: **Jul. 17, 2014**

(51) **LOC (10) Cl.** ..... **14-03**

(52) **U.S. Cl.**  
USPC ..... **D14/250**

(58) **Field of Classification Search**  
USPC ..... D14/250–253, 440, 203.3–203.7, 217,  
D14/496, 248, 238.1, 240, 447, 230, 247,  
D14/341, 345, 346, 439; D3/201, 218,  
D3/269, 301, 273, 303; D13/103,  
D13/107–108; 220/4.02; 248/309.1;  
361/679.56; 379/426, 433.11, 379/455;  
455/575.1, 575.8; 190/100; 206/305,  
206/320

CPC . A45C 2011/002; A45C 11/00; A45C 13/002;  
A45C 2011/003; H04M 1/0283; H04M  
1/0202; H04M 1/185; H04B 1/3888

See application file for complete search history.

(56) **References Cited**

**U.S. PATENT DOCUMENTS**

D622,716 S	*	8/2010	Andre	.....	D14/250
D626,746 S	*	11/2010	Roman	.....	D14/250
D642,169 S	*	7/2011	Andre	.....	D14/250
D659,132 S	*	5/2012	Wen	.....	D14/250
D678,871 S	*	3/2013	Mishan	.....	D14/250
D681,620 S	*	5/2013	Huskinson	.....	D14/250
D685,364 S	*	7/2013	Murchison	.....	D14/250
D686,606 S	*	7/2013	Hong	.....	D14/250
D686,607 S	*	7/2013	Hong	.....	D14/250

D703,197 S	*	4/2014	Melanson	.....	D14/250
D706,255 S	*	6/2014	Akana	.....	D14/250
D711,361 S	*	8/2014	Requa	.....	D14/250
D715,786 S	*	10/2014	Lee	.....	D14/250
D716,783 S	*	11/2014	Loncar	.....	D14/250
D718,291 S	*	11/2014	Hong	.....	D14/250
D719,559 S	*	12/2014	Dukerschein	.....	D14/250
D721,072 S	*	1/2015	Laffon de Mazieres	....	D14/250
D723,535 S	*	3/2015	Minn	.....	D14/250
D730,340 S	*	5/2015	Akana	.....	D14/250
D730,344 S	*	5/2015	Hemesath	.....	D14/250
D735,182 S	*	7/2015	Watkins	.....	D14/250
D740,267 S	*	10/2015	Diebel	.....	D14/250
D740,798 S	*	10/2015	Poon	.....	D14/250

(Continued)

**OTHER PUBLICATIONS**

“iPhone 6s Leather Case—Saddle Brow,”[http://www.apple.com/shop/product/MKXT2ZM/A/iphone-6s-leather-case-saddle-brown?afid=p238%7Cs2q6SbeDS-dc\\_mtid\\_1870765e38482\\_perid\\_52243317010\\_&cid=aos-us-kwg-pla-btb-slid-product-MKXT2ZM/A](http://www.apple.com/shop/product/MKXT2ZM/A/iphone-6s-leather-case-saddle-brown?afid=p238%7Cs2q6SbeDS-dc_mtid_1870765e38482_perid_52243317010_&cid=aos-us-kwg-pla-btb-slid-product-MKXT2ZM/A), Downloaded Jun. 24, 2016, 2 page.

*Primary Examiner* — Sandra Snapp

*Assistant Examiner* — Holly E Thurman

(74) *Attorney, Agent, or Firm* — East West Law Group;  
Heedong Chae

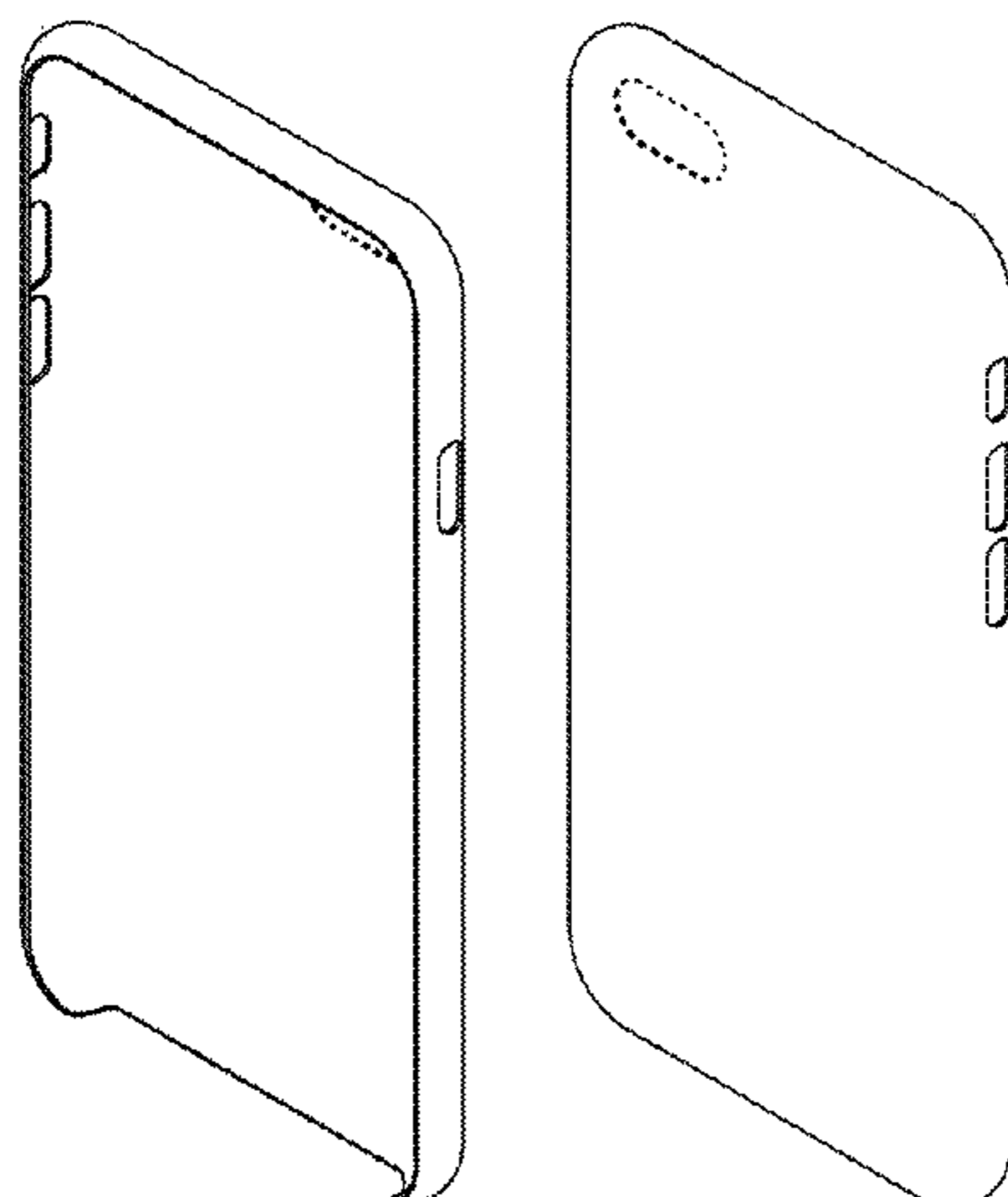
(57) **CLAIM**

The ornamental design for a case for electronic device, as shown and described.

**DESCRIPTION**

FIG. 1 is a front perspective view of view of a case for electronic device showing my new design;  
FIG. 2 is a rear perspective view thereof;  
FIG. 3 is a front elevational view thereof;  
FIG. 4 is a rear elevational view thereof;  
FIG. 5 is a left side elevational view thereof;  
FIG. 6 is a right side elevational view thereof;  
FIG. 7 is a top plan view thereof; and,  
FIG. 8 is a bottom plan view thereof.

(Continued)



The broken line showing of environment is for illustrative purposes only and forms no part of the claimed design.

**1 Claim, 8 Drawing Sheets**

(56) **References Cited**

U.S. PATENT DOCUMENTS

D741,845 S *	10/2015	Kim .....	D14/250
D743,389 S *	11/2015	Akana .....	D14/250
2014/0110276 A1 *	4/2014	Stiehl .....	B29C 45/1676 206/37

\* cited by examiner

FIG. 1




FIG. 2




FIG. 3




FIG. 4




FIG. 5



FIG. 6





FIG. 7



FIG. 8

