



US00D777144S

(12) **United States Design Patent**
McManigal

(10) **Patent No.:** **US D777,144 S**

(45) **Date of Patent:** **** Jan. 24, 2017**

(54) **REMOTE CONTROL**

D704,165 S * 5/2014 Won D14/218
D724,547 S * 3/2015 Baldwin D13/168
D730,875 S * 6/2015 McManigal D14/218

(Continued)

(71) Applicant: **Vizio Inc**, Irvine, CA (US)

(72) Inventor: **Scott McManigal**, Irvine, CA (US)

FOREIGN PATENT DOCUMENTS

(73) Assignee: **Vizio Inc**, Irvine, CA (US)

EM 002346106-0001 * 5/2014

(**) Term: **15 Years**

OTHER PUBLICATIONS

(21) Appl. No.: **29/546,000**

Amazon.com: Vizio XRS551-C Remote Control, review date Dec. 24, 2015, https://www.amazon.com/XRS551-C-Control-Display-SB4051-C0-SB3851-C0/dp/B00VEUP1O0/ref=cm_cr_ar_p_d_product_top?ie=UTF8, [site visited Aug. 26, 2016 7:01:53 PM].*

(Continued)

(22) Filed: **Nov. 18, 2015**

(51) **LOC (10) Cl.** **14-03**

(52) **U.S. Cl.**

USPC **D14/218**

(58) **Field of Classification Search**

USPC D14/218; D13/168

CPC A61L 2/10; G06F 3/033; G09G 5/08;

G08C 19/12; G08C 17/02; G08C 5/08

See application file for complete search history.

Primary Examiner — John Windmuller

Assistant Examiner — John R Yeh

(74) *Attorney, Agent, or Firm* — Law Office of Scott C Harris, Inc

(57) **CLAIM**

I claim the ornamental design for a remote control, as shown and described.

(56) **References Cited**

U.S. PATENT DOCUMENTS

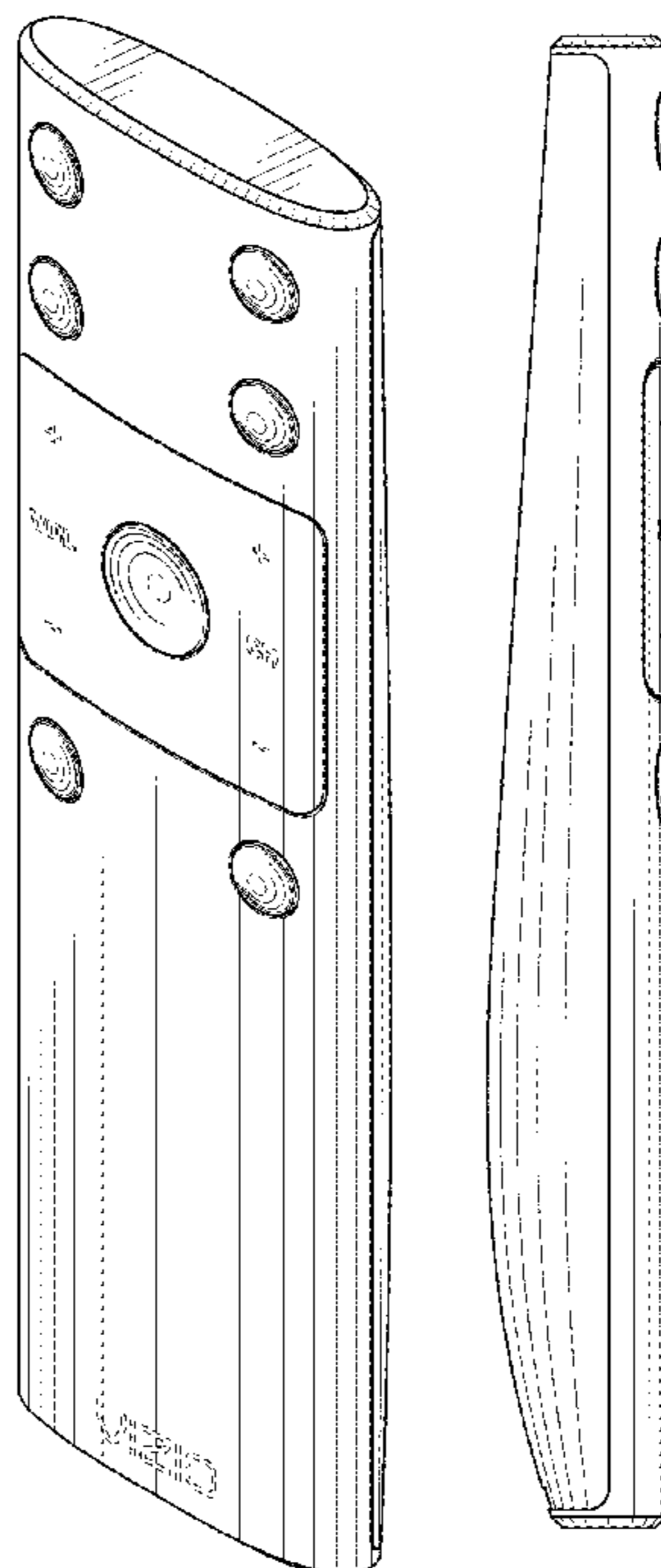
D314,384 S * 2/1991 Hafner D14/218
D422,268 S * 4/2000 Tsui D13/168
D450,662 S * 11/2001 Kwok D13/168
D451,076 S * 11/2001 Sommer D13/168
D568,827 S * 5/2008 Ikeda D13/168
D607,846 S * 1/2010 Daniels D13/168
D639,276 S * 6/2011 Loh D14/218
D654,476 S * 2/2012 Weitgasser D14/218
D656,488 S * 3/2012 Nakayama D14/218
D661,688 S * 6/2012 Weitgasser D14/218
D661,689 S * 6/2012 Weitgasser D14/218
D663,289 S * 7/2012 Murchison D14/218
D697,055 S * 1/2014 McManigal D14/218

DESCRIPTION

FIG. 1 shows a front perspective view of the remote control; FIG. 2 shows a front view of the remote control; FIG. 3 shows a rear view of the remote control; FIG. 4 shows a first side view of the remote control; FIG. 5 shows a first side view of the remote control; FIG. 6 shows a top view of the remote control; and, FIG. 7 shows a bottom view of the remote control.

The portions of the graphical user interface shown in broken lines form no part of the claimed design.

1 Claim, 4 Drawing Sheets



(56)

References Cited

U.S. PATENT DOCUMENTS

D743,943 S * 11/2015 Kim D14/218
D750,047 S * 2/2016 Chang D14/218
D752,555 S * 3/2016 Langhammer D14/218
D756,969 S * 5/2016 Kim D14/218
2009/0115723 A1* 5/2009 Henty G08C 17/00
345/158
2011/0316664 A1* 12/2011 Olcott G08C 23/04
340/4.37
2013/0154923 A1* 6/2013 Mock G06F 3/0236
345/157

OTHER PUBLICATIONS

Everyday Living Catalogue—Wiltshire Sight, easy to see remote, website copyright 2016, <http://www.wiltshiresight.org/low-vision-aids/>, [site visited Aug. 26, 2016 7:10:42 PM].*

* cited by examiner

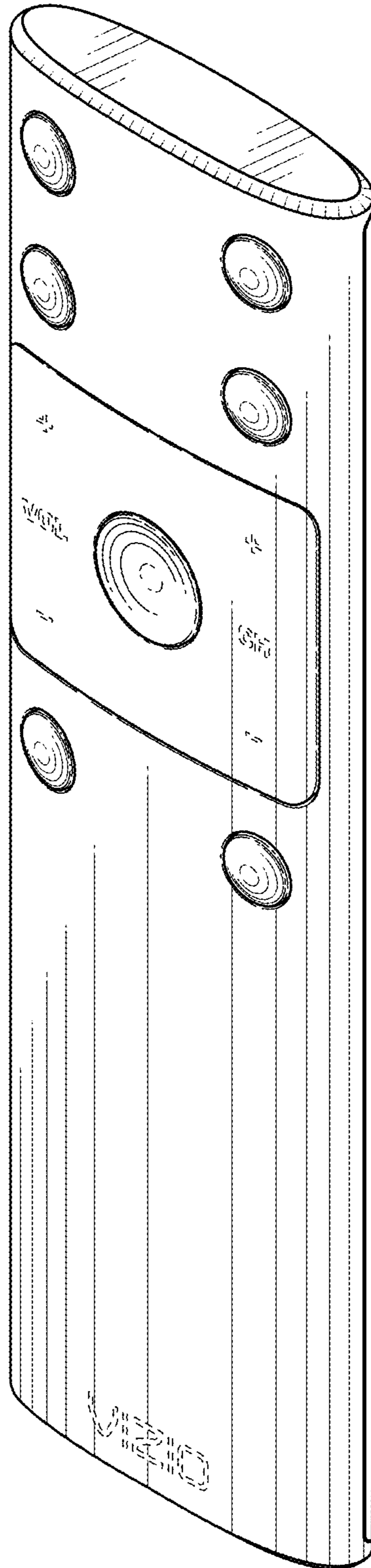


FIG. 1

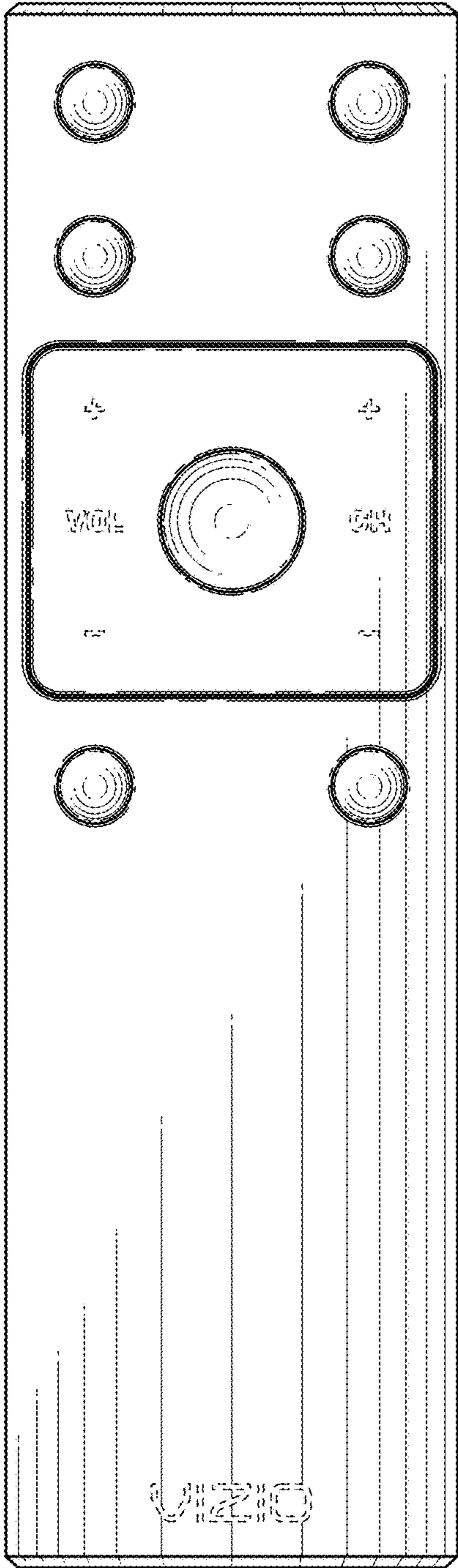


FIG. 2



FIG. 3




FIG. 4




FIG. 5

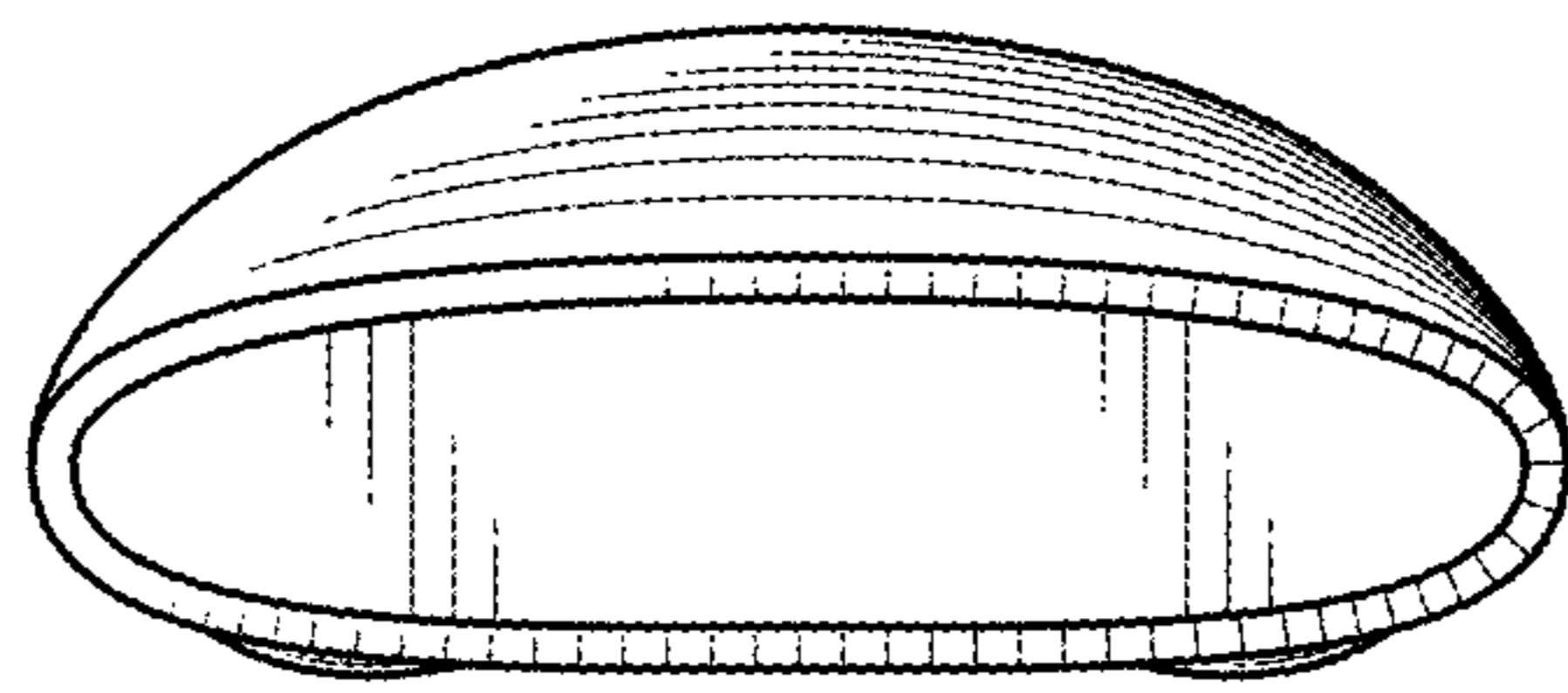


FIG. 6

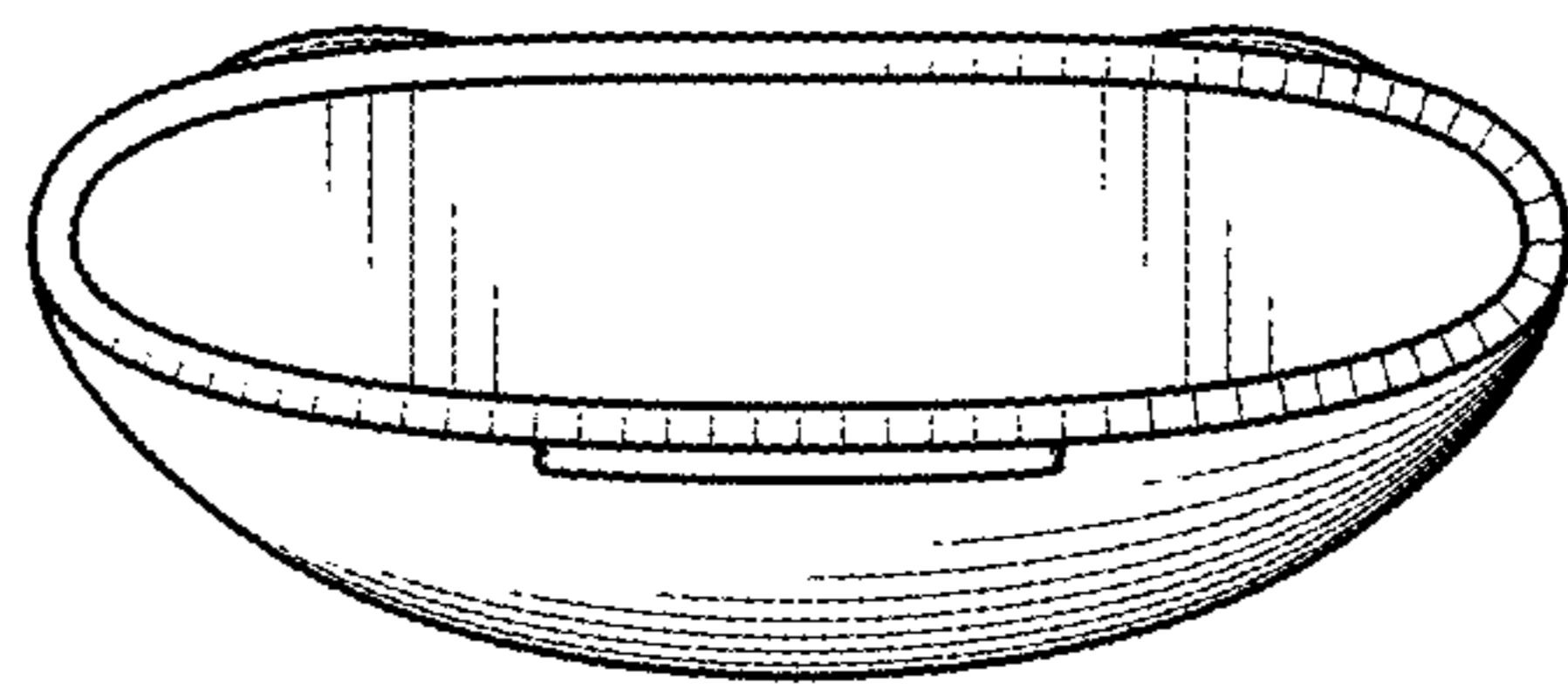


FIG. 7