



US00D777131S

(12) **United States Design Patent** (10) **Patent No.:** **US D777,131 S**
Lee (45) **Date of Patent:** **** Jan. 24, 2017**

(54) **CELLULAR PHONE**

(71) Applicant: **LG Electronics Inc.**, Seoul (KR)

(72) Inventor: **Boyoung Lee**, Seoul (KR)

(73) Assignee: **LG Electronics Inc.**, Seoul (KR)

(**) Term: **14 Years**

(21) Appl. No.: **29/506,182**

(22) Filed: **Oct. 14, 2014**

(30) **Foreign Application Priority Data**

Apr. 18, 2014 (KR) 30-2014-0019877

(51) **LOC (10) Cl.** **14-03**

(52) **U.S. Cl.**

USPC **D14/138 AB**; D14/345

(58) **Field of Classification Search**

USPC D14/138 AA, 138 AB, 138 AD, 138 G,
D14/138 R, 341, 345, 203.7, 248, 496,
D14/344; D10/65; 361/679.27; D27/186;
D3/218, D3/247; D28/64.1; D6/300-302,
D6/312; 40/124.2, 610, 774, 779, 780;
D19/26

CPC G06F 1/1652; G06F 1/1616; G06F 1/1618;
G06F 1/1624; H04M 1/0222; H04M
1/0254; H04M 1/0256

See application file for complete search history.

(56) **References Cited**

U.S. PATENT DOCUMENTS

6,466,369 B1 * 10/2002 Maddock G03B 21/30
348/E5.143

D477,634 S * 7/2003 Malone D19/26

D594,028 S * 6/2009 Fuchsberg D14/496

(Continued)

OTHER PUBLICATIONS

“iPhone 7 concept phone is very rad,” Sonitdac iPhone 7 Concept phone shown therein, as posted at Concept Phones [online], posted

on Feb. 26, 2016 [site visited Jul. 28, 2016] Available from the Internet, <URL: <http://www.concept-phones.com/apple/iphone-7-concept-rad-features-umbrellalike-mechanism-opens-ipad/>>.*

(Continued)

Primary Examiner — Jeffrey D Asch

Assistant Examiner — Rebekah A Caruso

(74) *Attorney, Agent, or Firm* — Morgan, Lewis & Bockius LLP

(57) **CLAIM**

The ornamental design for a cellular phone, as shown and described.

DESCRIPTION

FIG. 1 is a front, right side, perspective view of a cellular phone showing my new design;

FIG. 2 is a front view thereof;

FIG. 3 is a rear view thereof;

FIG. 4 is a left side view thereof;

FIG. 5 is a right side view thereof;

FIG. 6 is a top view thereof;

FIG. 7 is a bottom view thereof;

FIG. 8 is a front, right side, perspective view in an open state thereof;

FIG. 9 is a front view in an open state thereof;

FIG. 10 is a rear view in an open state thereof;

FIG. 11 is a left side view in an open state thereof;

FIG. 12 is a right side view in an open state thereof;

FIG. 13 is a top view in an open state thereof;

FIG. 14 is a bottom view in an open state thereof; and,

FIG. 15 is a front, right side, perspective view in a partially folded state of the front display.

The broken lines shown in the figures that are immediately adjacent to the shaded areas and define unshaded regions represent the bounds of the claim. The broken lines form no part of the claimed design.

1 Claim, 11 Drawing Sheets

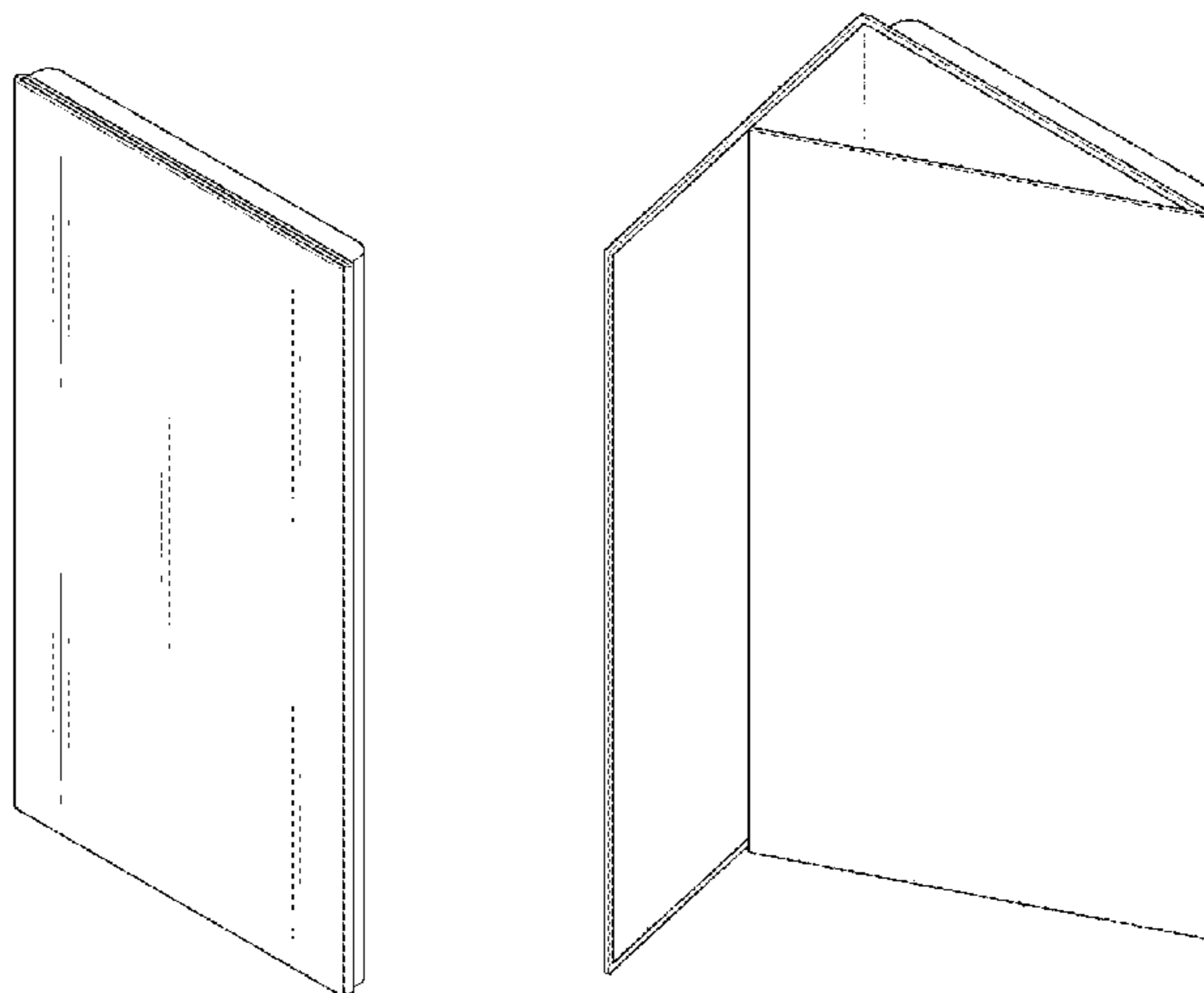


FIG. 1




FIG. 2

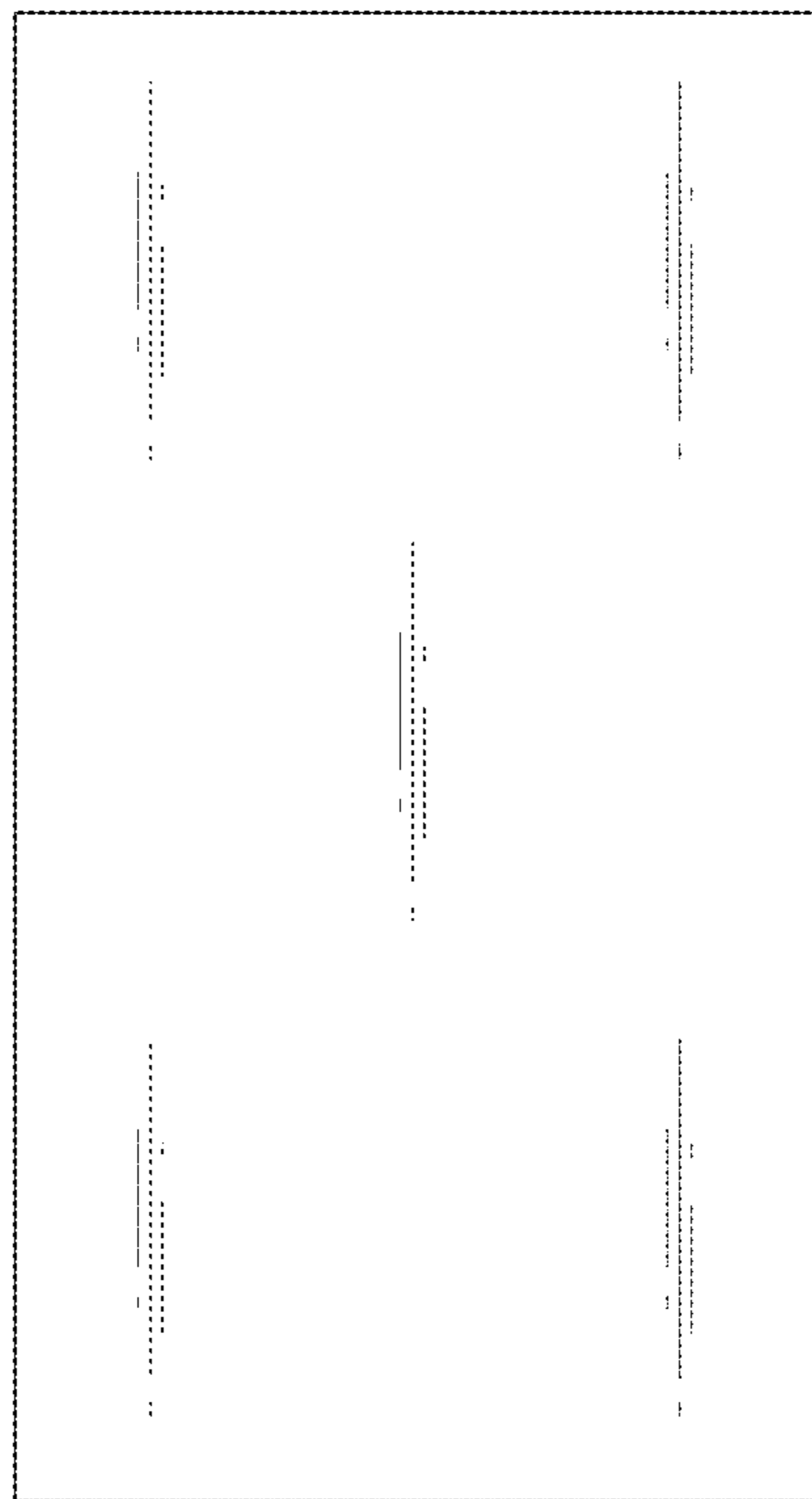


FIG. 3




FIG. 4




FIG. 5




FIG. 6




FIG. 7




FIG. 8

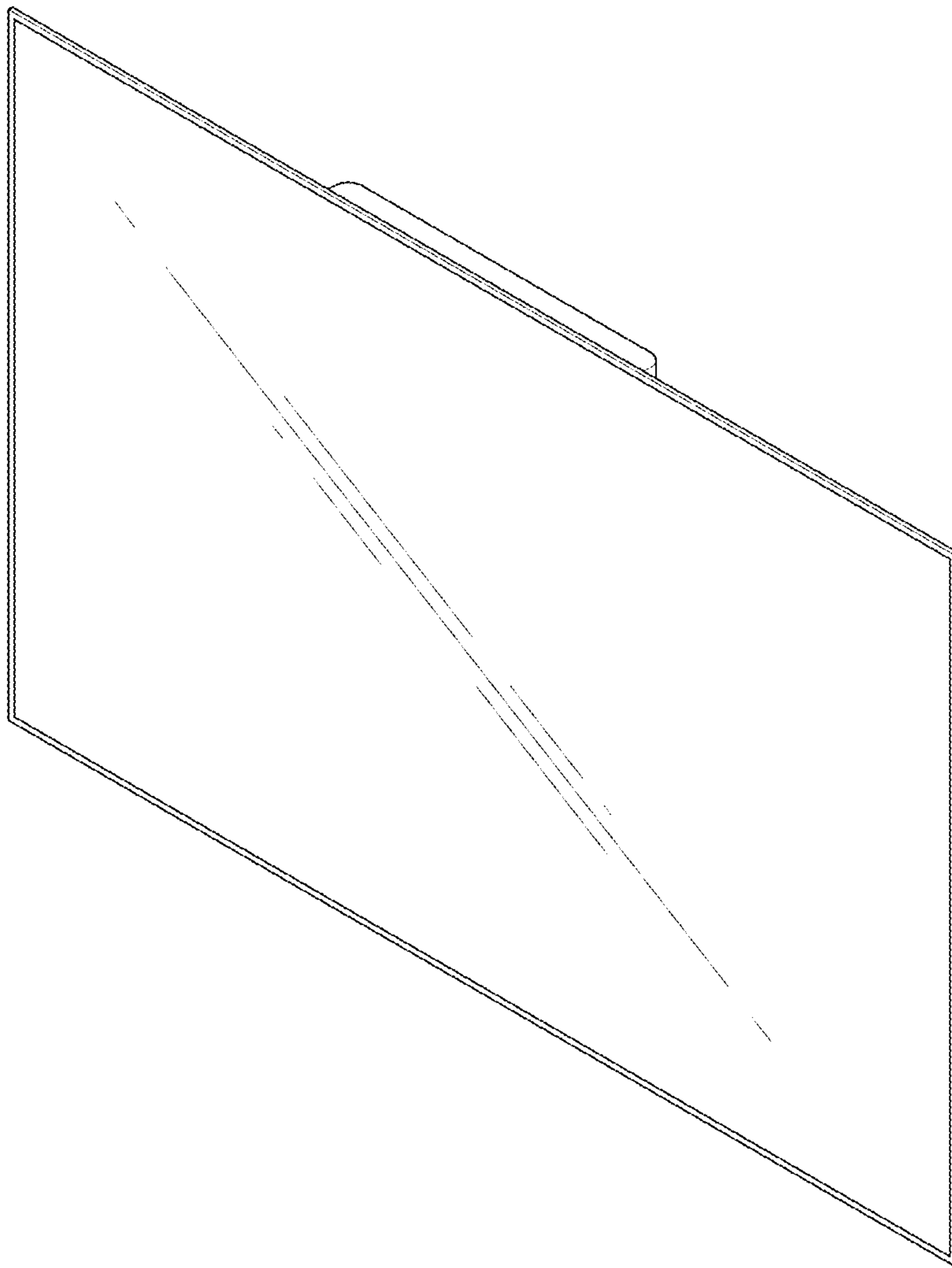


FIG. 9

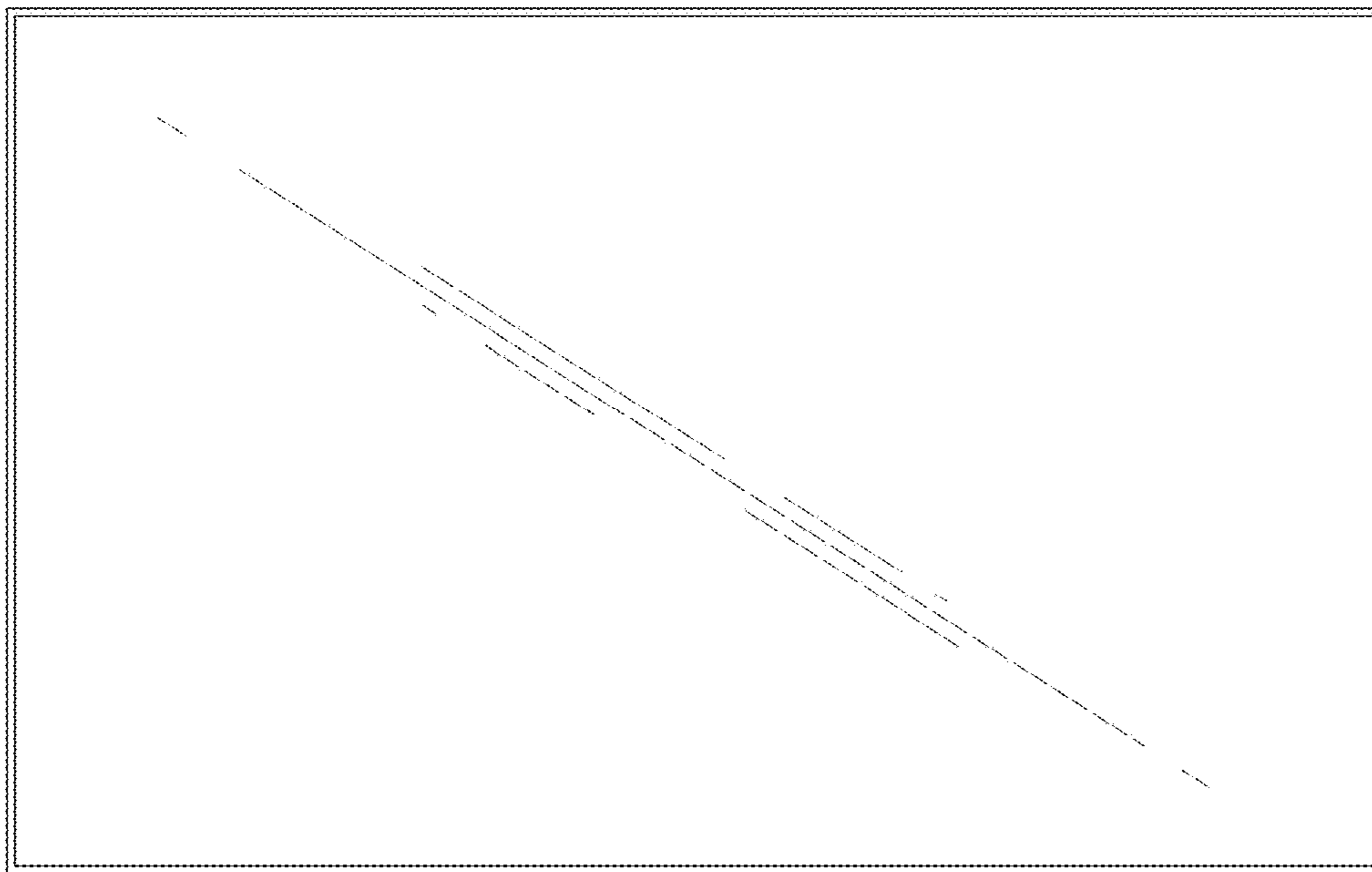


FIG. 10




FIG. 11

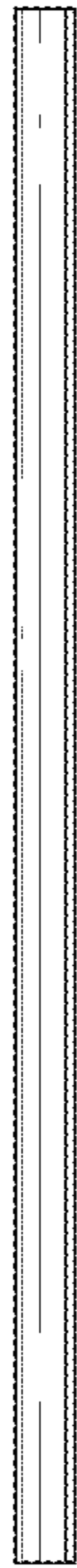


FIG. 12




FIG. 13




FIG. 14

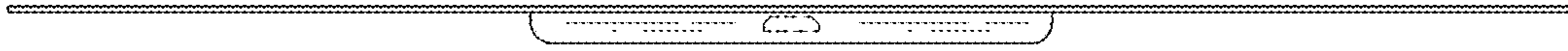


FIG. 15

