



US00D777099S

(12) **United States Design Patent** (10) **Patent No.:** **US D777,099 S**
Yang (45) **Date of Patent:** **** Jan. 24, 2017**

(54) **FLEXIBLE INTERCONNECTING MEMBER FOR SOLAR CELLS**

(71) Applicant: **SolAero Technologies Corp.**,
Albuquerque, NM (US)

(72) Inventor: **Lei Yang**, Albuquerque, NM (US)

(73) Assignee: **SolAero Technologies Corp.**,
Albuquerque, NM (US)

(**) Term: **15 Years**

(21) Appl. No.: **29/552,861**

(22) Filed: **Jan. 26, 2016**

(51) **LOC (10) Cl.** **13-02**

(52) **U.S. Cl.**
USPC **D13/102**

(58) **Field of Classification Search**
USPC D13/101, 102, 103; 136/206, 245
CPC H01L 31/042; H02S 30/20
See application file for complete search history.

(56) **References Cited**

U.S. PATENT DOCUMENTS

D665,338 S *	8/2012	Tourino	D13/102
D665,339 S *	8/2012	Tourino	D13/102
D673,903 S *	1/2013	Kobayashi	D13/102
D673,904 S *	1/2013	Kobayashi	D13/102
D699,176 S *	2/2014	Salomon	D13/102
2011/0023934 A1 *	2/2011	Xue	H01L 27/301 136/245

OTHER PUBLICATIONS

Flexible interconnecting member for solar cells| Dog Bone connectors| Carlsberg, posted at Ebay.com, posting date not given, ©

1999-2016 Ebay.com, [online], [site visited Sep. 6, 2016]. Available from Internet, <URL: <http://www.ebay.com/itm/20pcs-Dog-Bone-wires-for-flexible-sunpower-solar-cell-connect-dog-bone-connector-/262432864046?hash=item3d1a3>>.*

(Continued)

Primary Examiner — Daniel Bui
Assistant Examiner — Andrew Kerr

(57) **CLAIM**

The ornamental design for a flexible interconnecting member for solar cells, as shown and described.

DESCRIPTION

The present application is related to U.S. patent application Ser. No. 29/552,978 filed on Jan. 27, 2016.

FIG. 1 is a top perspective view of a flexible interconnecting member for solar cells showing my new design;

FIG. 2 is a top plan view thereof;

FIG. 3 is a bottom plan view thereof;

FIG. 4 is a right or left side elevation view thereof;

FIG. 5 is a front or rear elevation view thereof;

FIG. 6 is a bottom perspective view thereof in use condition;

FIG. 7 is a bottom plan view thereof in use condition;


FIG. 8 is a top plan view thereof in use condition;

FIG. 9 is a right or left side elevation view thereof in use condition; and,

FIG. 10 is a front or rear elevation view thereof in use condition.

The broken line in the figure drawings is included for the purpose of illustrating environment and forms no part of the claimed design.

1 Claim, 10 Drawing Sheets



(56)

References Cited

OTHER PUBLICATIONS

Flexible interconnecting member for solar cells| Dog Bone connectors| Xiamen Mars, posted at Alibaba.com, posting date not given, © 1999-2016 Alibaba.com, [online], [site visited Sep. 6, 2016]. Available from Internet, <URL: https://marsrock.en.alibaba.com/product/60286450225-801530025/Dog_bone_connector_for_Sunpower_cells_soldering.html#!>.*

* cited by examiner




FIG. 1

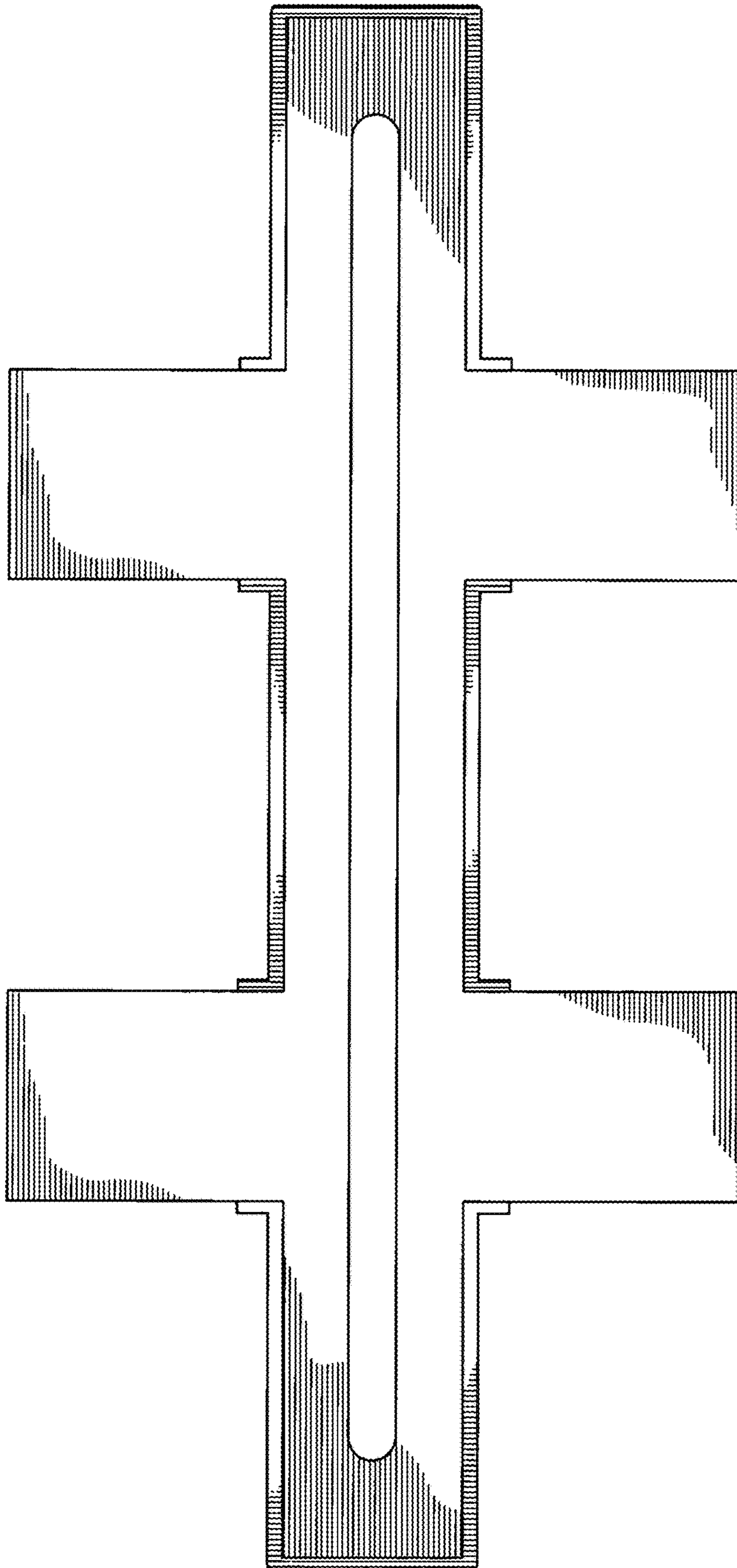


FIG. 2

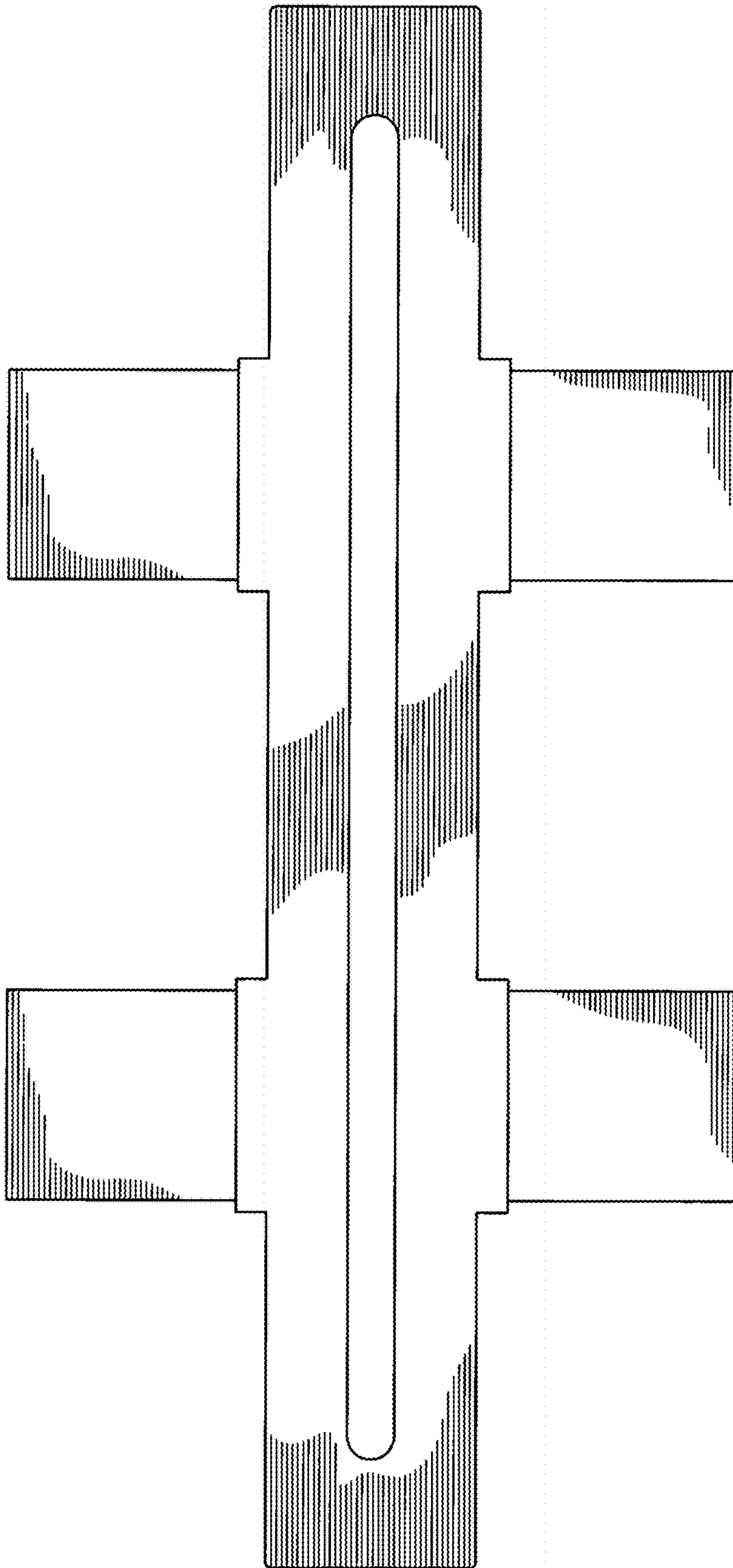


FIG. 3



FIG. 4



FIG. 5

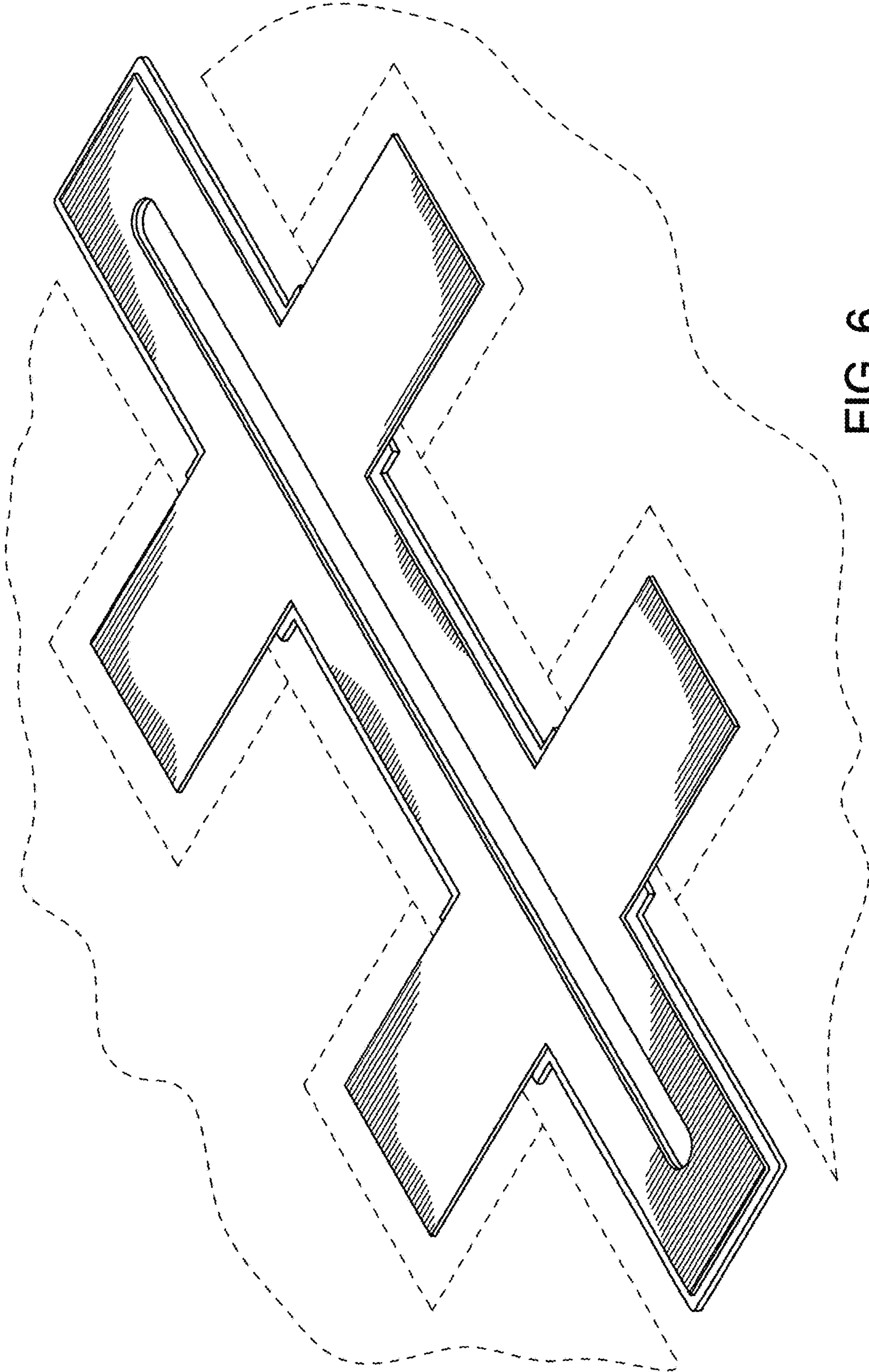


FIG. 6

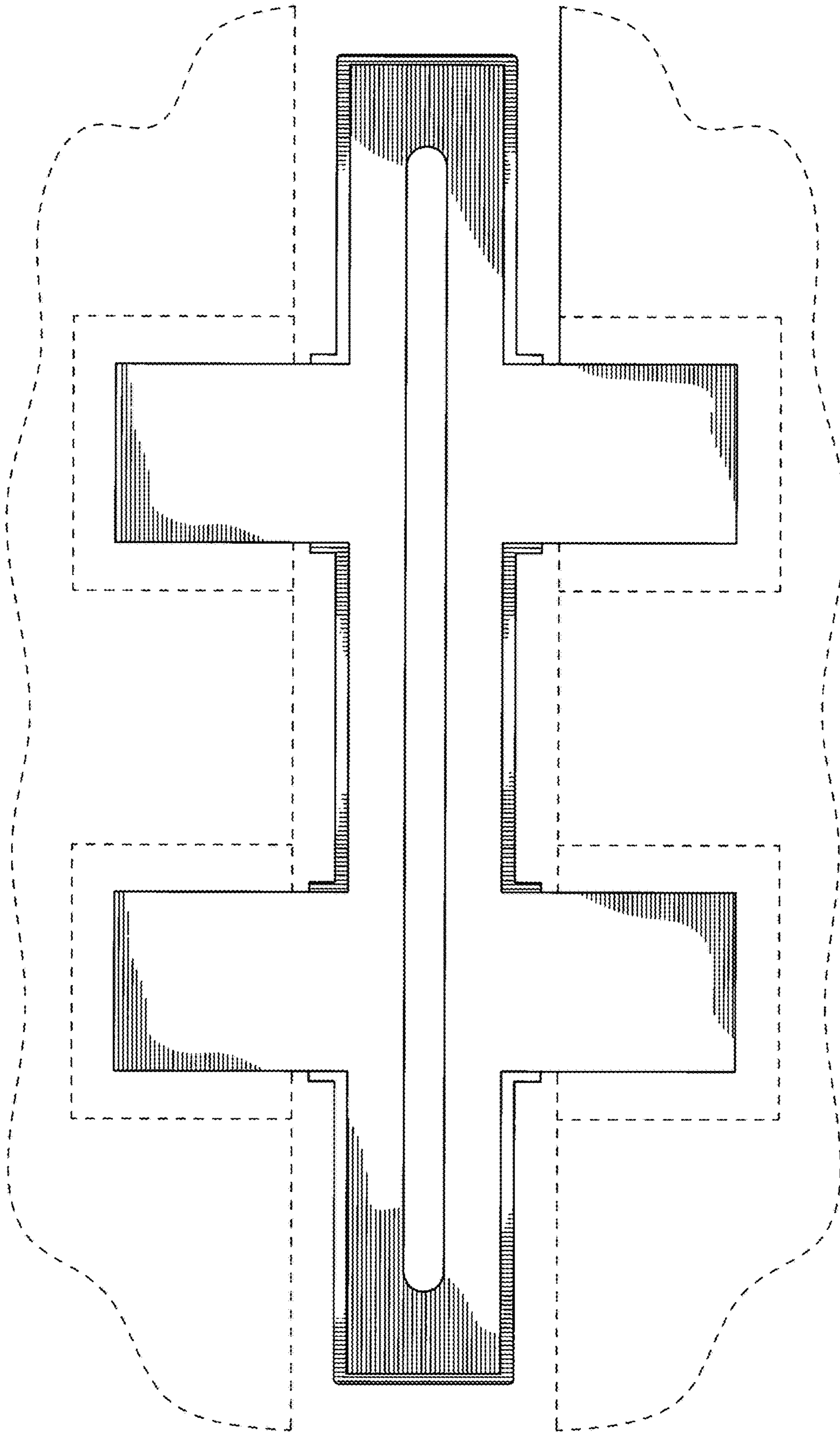


FIG. 7

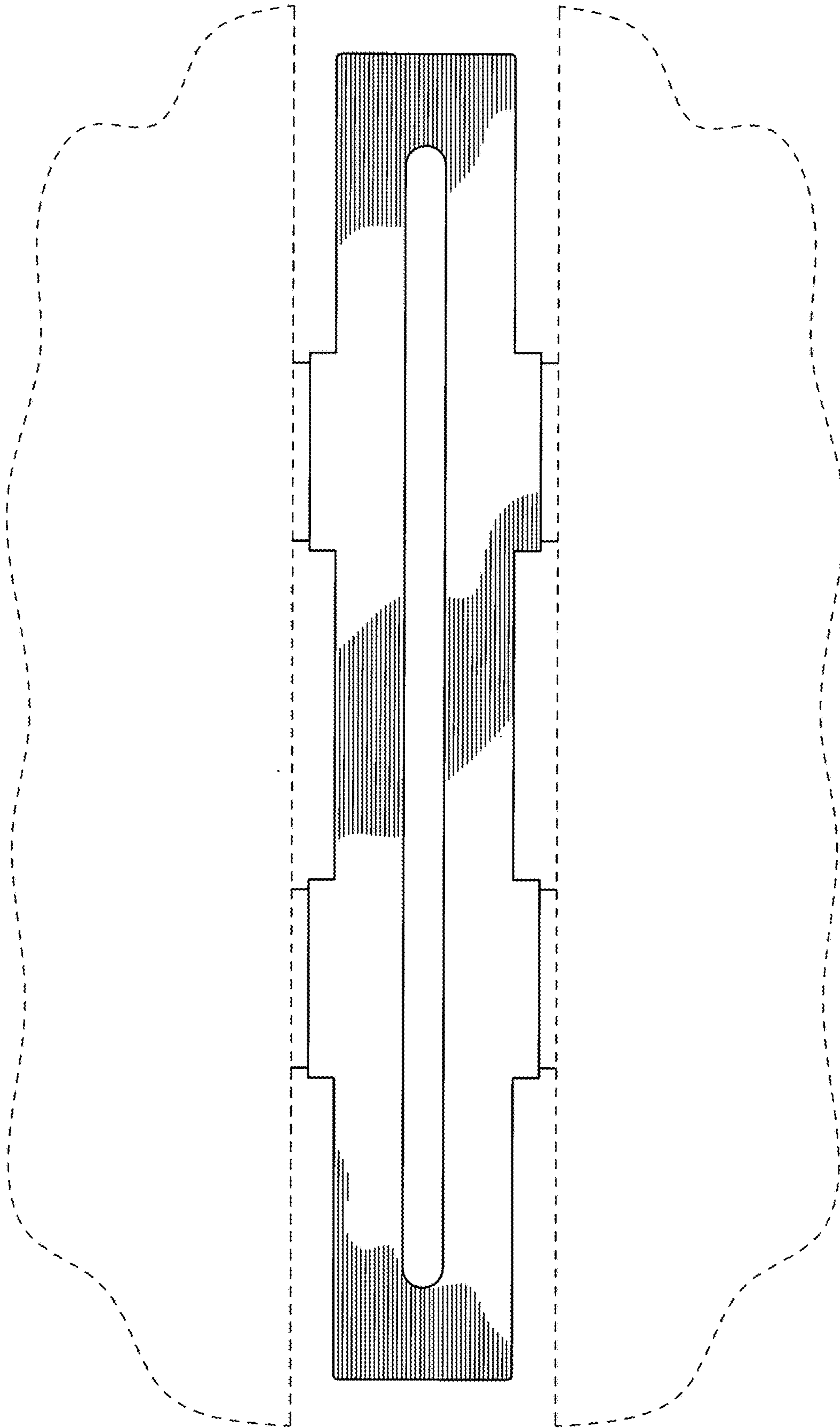


FIG. 8




FIG. 9




FIG. 10