



US00D777086S

(12) **United States Design Patent**
Lo

(10) **Patent No.:** **US D777,086 S**
(45) **Date of Patent:** **** Jan. 24, 2017**

- (54) **TIRE**
- (71) Applicant: **Tsai Jen Lo**, Chang-Hwa (TW)
- (72) Inventor: **Tsai Jen Lo**, Chang-Hwa (TW)
- (**) Term: **15 Years**
- (21) Appl. No.: **29/536,680**
- (22) Filed: **Aug. 19, 2015**
- (51) **LOC (10) Cl.** **12-15**
- (52) **U.S. Cl.**
USPC **D12/544**
- (58) **Field of Classification Search**
USPC D12/500-579; 152/209.12
CPC .. B60C 11/0306; B60C 11/11; B60C 11/0318;
B60C 2200/14
See application file for complete search history.

(56) **References Cited**

U.S. PATENT DOCUMENTS

6,651,712 B1 *	11/2003	Sundkvist	B60C 11/11 152/209.12
D512,957 S *	12/2005	Nishimori	D12/544
D514,501 S *	2/2006	Nishimori	D12/544
D522,450 S *	6/2006	Gerasimczuk	D12/544
D555,077 S *	11/2007	Lo	D12/544

D555,579 S *	11/2007	Lo	D12/544
D555,580 S *	11/2007	Lo	D12/544
D565,501 S *	4/2008	Lo	D12/544
D580,346 S *	11/2008	Lo	D12/544
D590,328 S *	4/2009	Lo	D12/571
D707,620 S *	6/2014	Barajas	D12/579
D744,407 S *	12/2015	Chen	D12/579
D751,030 S *	3/2016	Chen	D12/544

* cited by examiner

Primary Examiner — Robert M Spear
Assistant Examiner — Darcey E Heflin
(74) *Attorney, Agent, or Firm* — Rosenberg, Klein & Lee

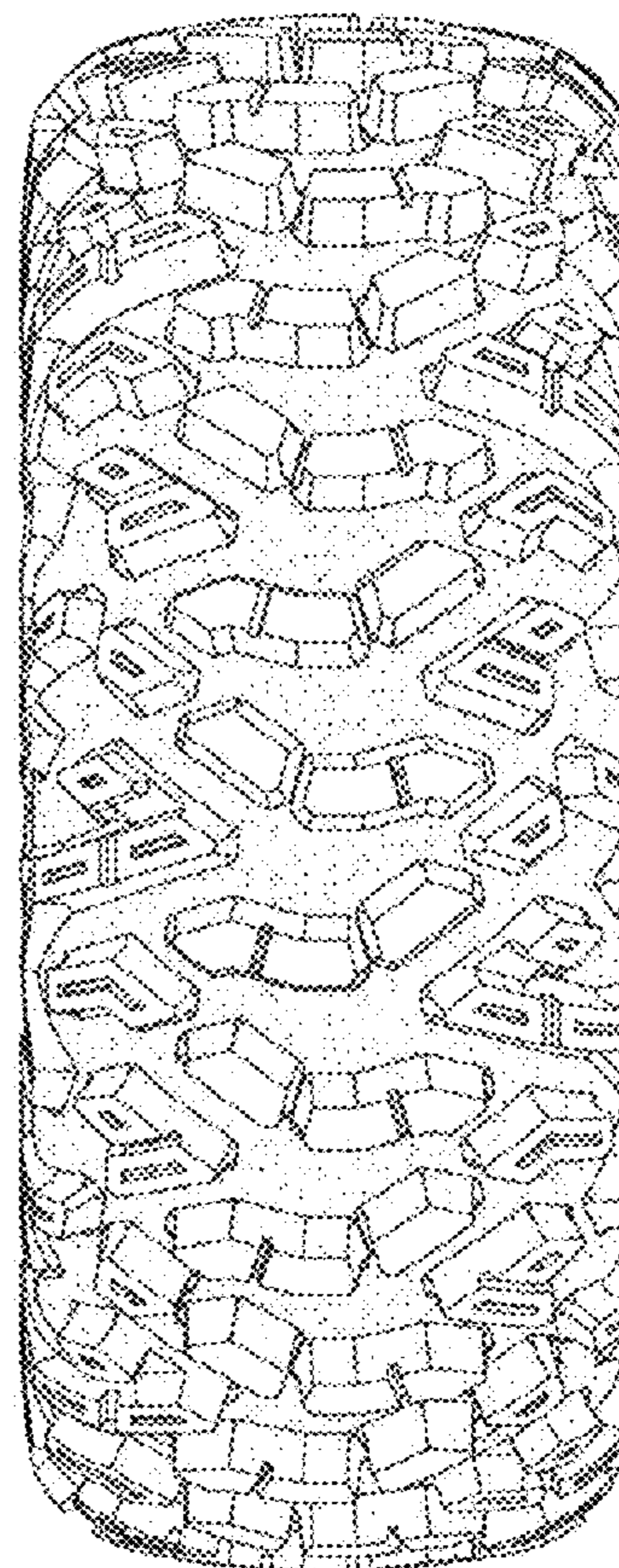
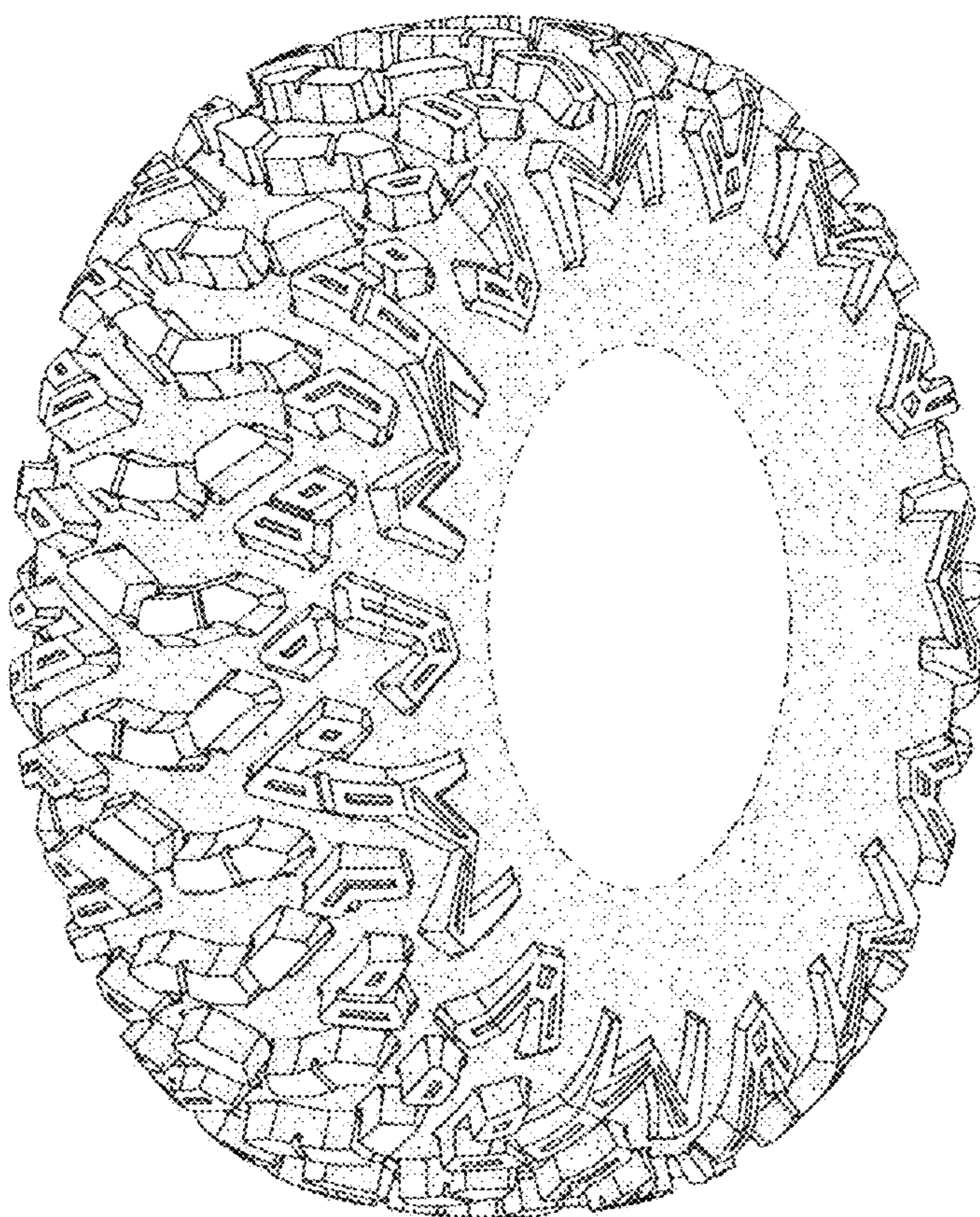
(57) **CLAIM**

The ornamental design for a tire, as shown and described.

DESCRIPTION

FIG. 1 is a front right top perspective view of a tire showing my new design;
FIG. 2 is a front elevational view thereof, the opposite side being a mirror image; and,
FIG. 3 is a right elevational view thereof, the opposite side being a mirror image.
The tire interior forms no part of the claim.

1 Claim, 3 Drawing Sheets



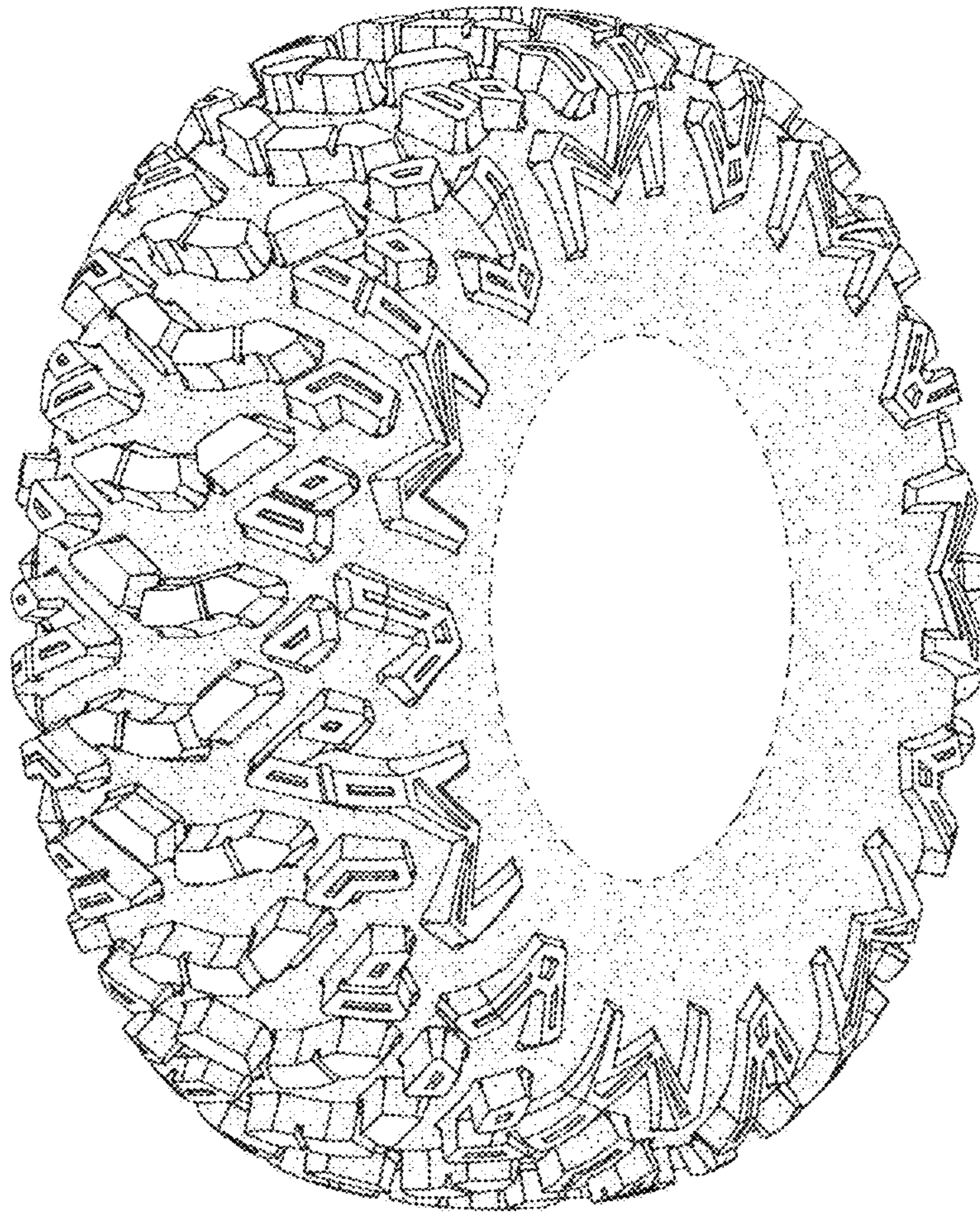


Fig. 1




Fig. 2




Fig. 3