



US00D777077S

(12) **United States Design Patent**  
**Bjerke**

(10) **Patent No.:** **US D777,077 S**

(45) **Date of Patent:** **\*\* Jan. 24, 2017**

- (54) **RIM**
- (71) Applicant: **Volvo Car Corporation**, Göteborg (SE)
- (72) Inventor: **Ole-Kristian Bjerke**, Göteborg (SE)
- (73) Assignee: **Volvo Car Corporation**, Göteborg (SE)
- (\*\*) Term: **15 Years**
- (21) Appl. No.: **29/555,178**
- (22) Filed: **Feb. 19, 2016**

(30) **Foreign Application Priority Data**

Dec. 18, 2015 (EM) ..... 002916072-0002

- (51) **LOC (10) Cl.** ..... **12-16**
- (52) **U.S. Cl.**  
USPC ..... **D12/211**
- (58) **Field of Classification Search**  
USPC ..... D12/204–213  
CPC ..... B60B 7/00; B60B 7/02; B60B 7/04;  
B60B 7/01; B60B 7/06; B60B 3/02; B60B  
3/04; B60B 3/06; B60B 3/10; B60B 1/00;  
B60B 1/08; B60B 1/10; B60B 1/12  
See application file for complete search history.

(56) **References Cited**

**U.S. PATENT DOCUMENTS**

D440,933 S *	4/2001	Vian	.....	D12/209
D549,632 S *	8/2007	Sands	.....	D12/209
D551,149 S *	9/2007	Elmitt	.....	D12/211
D643,794 S *	8/2011	Elmitt	.....	D12/211
D680,486 S *	4/2013	Zhao	.....	D12/211
D683,297 S	5/2013	Juergens		
D683,689 S *	6/2013	Fahr-Becker	.....	D12/211
D685,311 S *	7/2013	Alfonso	.....	D12/211
D691,080 S *	10/2013	Stucki	.....	D12/211

D695,199 S *	12/2013	Garbas	.....	D12/211
D698,720 S *	2/2014	Farh-Becker	.....	D12/211
D702,613 S	4/2014	Scheinhütte		
D712,814 S *	9/2014	Starr, Jr.	.....	D12/209
D745,842 S *	12/2015	Wheel	.....	D12/209
D746,212 S *	12/2015	Valencia Pollex	.....	D12/211
D758,275 S *	6/2016	Patel	.....	D12/209
D759,562 S *	6/2016	Wheel	.....	D12/209
D762,545 S *	8/2016	Hodges	.....	D12/209

**FOREIGN PATENT DOCUMENTS**

JP	1442961	6/2012
JP	1443121	6/2012
TW	D153530	5/2013
TW	D158383	1/2014

**OTHER PUBLICATIONS**

Taiwanese Search Report from corresponding TW Application No. 105300906, completed on Jul. 14, 2016.

\* cited by examiner

*Primary Examiner* — Stacia Cadmus

(74) *Attorney, Agent, or Firm* — Tucker Ellis LLP

(57) **CLAIM**

The ornamental design for a rim, as shown and described.

**DESCRIPTION**

FIG. 1 is a perspective view of a rim showing my new design.

FIG. 2 is a front view thereof.

FIG. 3 is a left side view thereof.

FIG. 4 is a right side view thereof.

FIG. 5 is a top view thereof; and,

FIG. 6 is a bottom view thereof.

**1 Claim, 6 Drawing Sheets**








FIG. 1





FIG. 2






FIG. 3





FIG. 4






FIG. 5




FIG. 6