

US00D777060S

(12) **United States Design Patent** (10) **Patent No.:** **US D777,060 S**
Hanagan et al. (45) **Date of Patent:** **** Jan. 24, 2017**

(54) **MOTOR VEHICLE EXTERIOR**
(71) Applicants: **Michael W. Hanagan**, Hollister, CA (US); **Vincente S. Zavala**, Hollister, CA (US)
(72) Inventors: **Michael W. Hanagan**, Hollister, CA (US); **Vincente S. Zavala**, Hollister, CA (US)
(**) Term: **15 Years**

D449,018 S * 10/2001 Musser D12/85
D469,037 S * 1/2003 Hanagan D12/85
D584,188 S * 1/2009 Jenkins D12/85
D589,844 S * 4/2009 Aube D12/85
D592,547 S * 5/2009 Riley D12/85
D592,548 S * 5/2009 Aube D12/85
D613,203 S * 4/2010 Geslin D12/85
D626,032 S * 10/2010 Starr D12/85
D633,821 S * 3/2011 Hill D12/85
D666,127 S * 8/2012 Nam D12/85
D678,124 S * 3/2013 Canni D12/85
D682,158 S * 5/2013 Canni D12/85
2012/0241239 A1* 9/2012 Holroyd B62K 5/05
180/210

(21) Appl. No.: **29/539,570**

(22) Filed: **Sep. 15, 2015**

(51) **LOC (10) Cl.** **12-08**

(52) **U.S. Cl.**
USPC **D12/85**

(58) **Field of Classification Search**
USPC D12/85, 86, 107, 131; D21/424, 433, D21/434; 180/65.1, 210-212, 311, 312, 180/908; 296/181.1, 181.5; 280/88, 264, 280/267, 288.1
CPC B62D 21/11; B62D 29/043; B62D 31/00; B62D 49/00; B62D 61/065; B62L 3/00; B62K 3/005; B62K 5/01; B62K 5/08; B62K 5/027

See application file for complete search history.

(56) **References Cited**

U.S. PATENT DOCUMENTS

D260,871 S * 9/1981 Cargile D12/85
4,573,546 A * 3/1986 Irimajiri B62D 61/065
180/211
4,703,824 A * 11/1987 Irimajiri B62D 61/065
180/210
D404,688 S * 1/1999 Hanagan D12/85
6,015,022 A * 1/2000 Thuliez B62D 21/04
180/210
D424,979 S * 5/2000 Hanagan D12/85
D427,548 S * 7/2000 Sacco D12/85

FOREIGN PATENT DOCUMENTS

JP 59199376 A * 11/1984
JP 2008068808 A * 3/2008

* cited by examiner

Primary Examiner — Darlington Ly
(74) *Attorney, Agent, or Firm* — Heimlich Law, PC; Alan Heimlich, Esq.


(57) **CLAIM**

The ornamental design for a motor vehicle exterior, as shown and described.

DESCRIPTION

FIG. 1 is a top, front, and right side perspective view of the motor vehicle exterior showing our new design;
FIG. 2 is a front view thereof;
FIG. 3 is a right side view thereof;
FIG. 4 is a rear view thereof;
FIG. 5 is a left side view thereof; and,
FIG. 6 is a top view thereof.
The overexposed or faded features of the motor vehicle exterior is provided for the purposes of illustrating portions of the article that form no part of the claimed design.

1 Claim, 6 Drawing Sheets



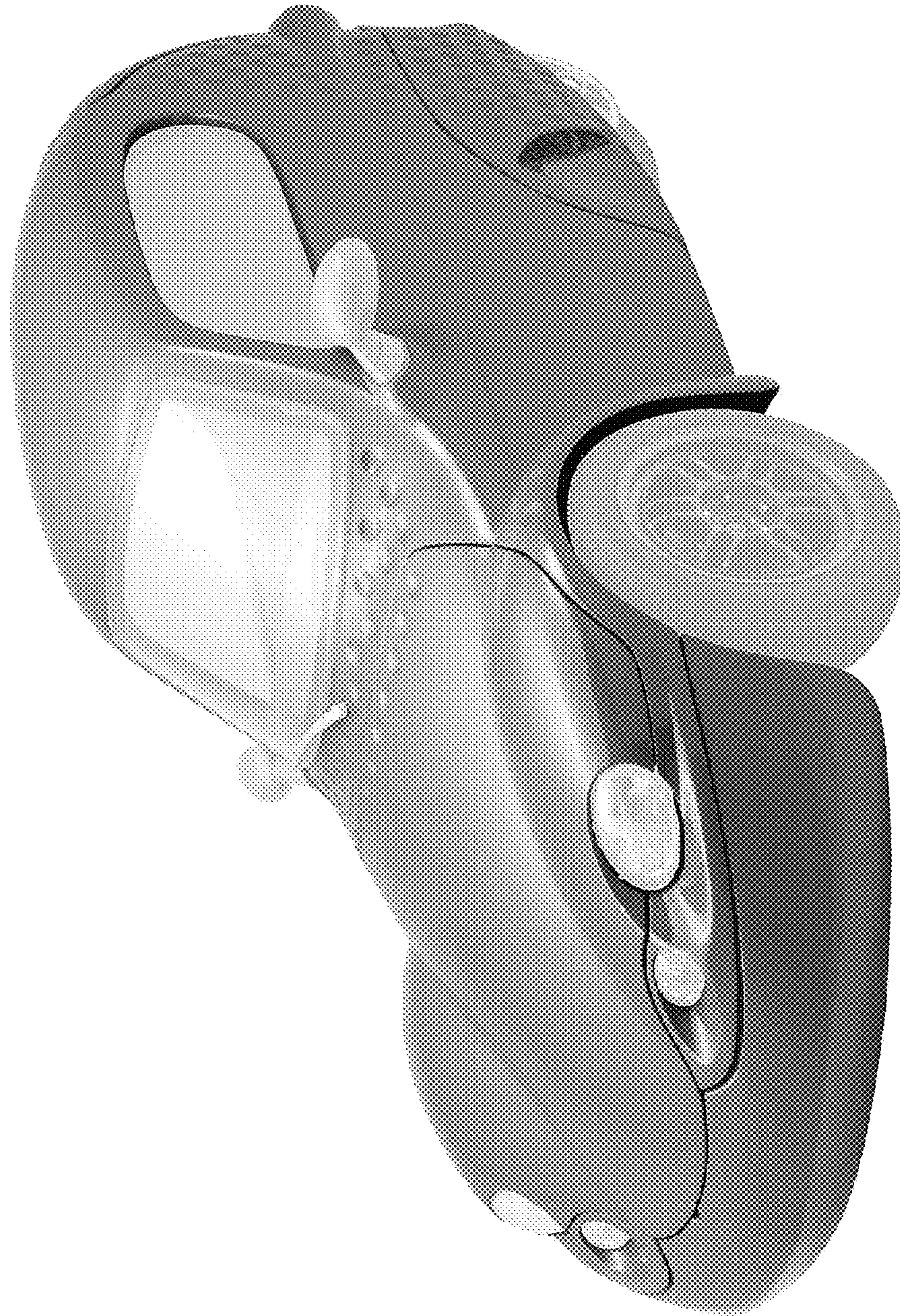


FIG. 1




FIG. 2

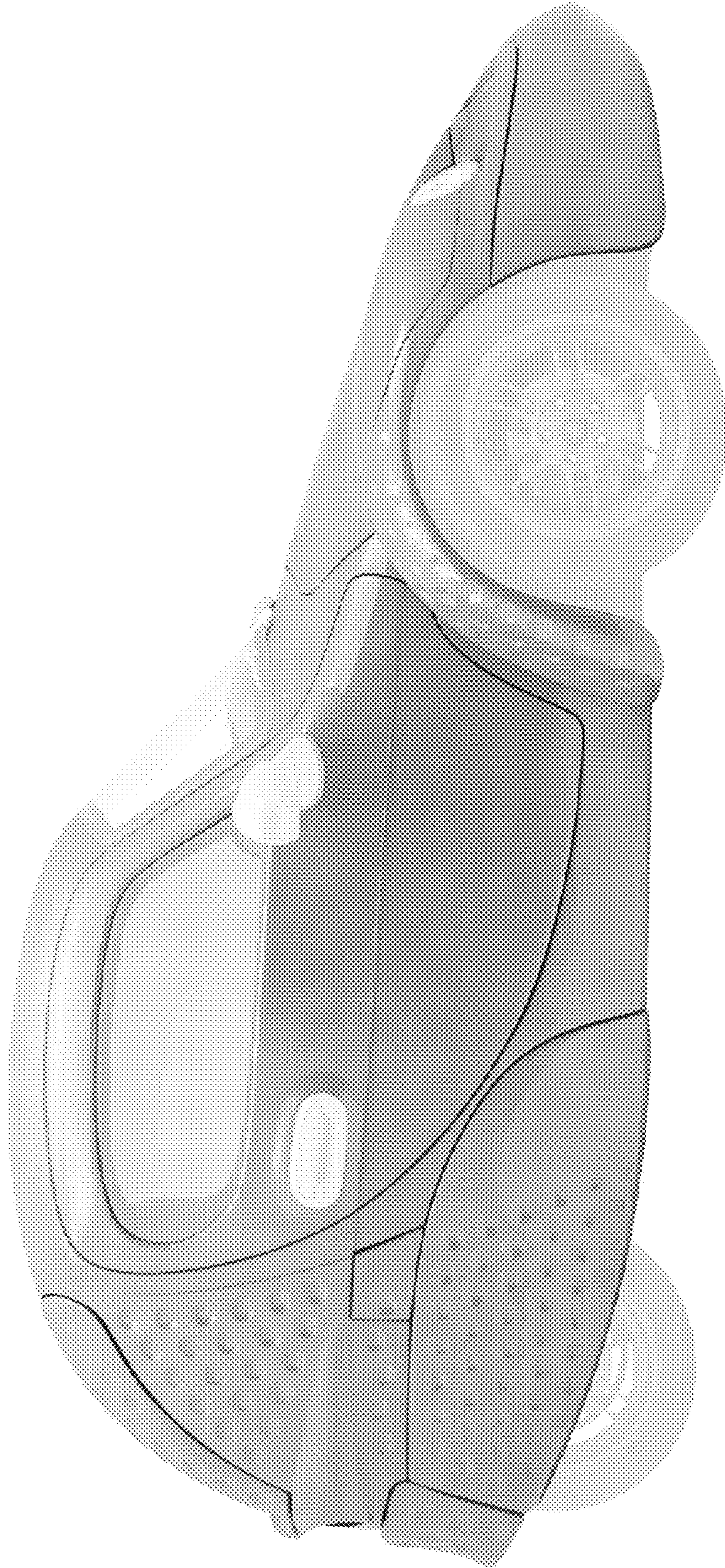


FIG. 3




FIG. 4




FIG. 5




FIG. 6