



US00D777047S

(12) **United States Design Patent** (10) **Patent No.:** **US D777,047 S**  
**Blotacker** (45) **Date of Patent:** **\*\* Jan. 24, 2017**

(54) **DIAL**  
(71) Applicant: **HARRY WINSTON SA,**  
Plan-les-Ouates (CH)  
(72) Inventor: **Coralie Blotacker,** Viry (FR)  
(73) Assignee: **HARRY WINSTON SA,**  
Plan-les-Ouates (CH)  
(\*\*) Term: **15 Years**  
(21) Appl. No.: **29/538,535**  
(22) Filed: **Sep. 4, 2015**

D76,705 S \* 10/1928 Salinger ..... D10/1  
D345,318 S \* 3/1994 Kaneko ..... D10/11  
D345,319 S \* 3/1994 Kaneko ..... D10/126  
D351,358 S \* 10/1994 Kaneko ..... D10/126  
D351,361 S \* 10/1994 Itoh ..... D10/126  
D656,418 S \* 3/2012 Scheufele ..... D10/39  
D666,503 S \* 9/2012 Bulgari ..... D10/31  
D677,586 S \* 3/2013 Graff ..... D10/36  
D693,719 S \* 11/2013 Calvani ..... D10/126  
D694,144 S \* 11/2013 Calvani ..... D10/126  
D707,580 S \* 6/2014 Cerrato ..... D10/126  
D710,732 S \* 8/2014 Calvani ..... D10/126  
D723,964 S \* 3/2015 Monachon ..... D10/126  
D729,100 S \* 5/2015 Abdourahim ..... D10/126  
D753,529 S \* 4/2016 Deleskiewicz ..... D10/126  
D754,019 S \* 4/2016 Deleskiewicz ..... D10/126

\* cited by examiner

(30) **Foreign Application Priority Data**

Mar. 4, 2015 (WO) ..... DM/085 761

(51) **LOC (10) Cl.** ..... **10-02**

(52) **U.S. Cl.**  
USPC ..... **D10/30**

(58) **Field of Classification Search**  
USPC ..... D10/1-41, 122-124, 126, 128, 131;  
D14/344, 138 R  
CPC ..... G04B 19/00; G04B 19/06; G04B 19/08;  
G04B 19/10; G04B 19/108; G04B 19/22;  
G04B 19/26; G04B 19/262; G04B 37/00;  
G04B 37/081; G04B 37/084; G04B 37/05;  
G04B 37/10; G04B 37/1446; G04B  
37/1466; G08B 25/016; G04G  
17/00; G04G 17/08; G04D 7/12; G04D  
7/1214

See application file for complete search history.

(56) **References Cited**

**U.S. PATENT DOCUMENTS**

D16,972 S \* 11/1886 Nivois ..... D10/36  
D45,448 S \* 3/1914 Buck ..... D10/126

*Primary Examiner* — Sandra Snapp

(74) *Attorney, Agent, or Firm* — Donald J. Ranft; Collen IP

(57) **CLAIM**


The ornamental design for a dial, as shown and described.

**DESCRIPTION**

FIG. 1 is a front perspective view of a dial showing my new design;  
FIG. 2 is a rear left perspective view thereof;  
FIG. 3 is a front view thereof;  
FIG. 4 is a rear view thereof;  
FIG. 5 is a right side view thereof;  
FIG. 6 is a left side view thereof;  
FIG. 7 is a bottom view thereof; and,  
FIG. 8 is a top view thereof.

The portions of the dial shown in broken lines depict environmental subject matter only and form no part of the claimed design.

**1 Claim, 3 Drawing Sheets**






FIG. 1

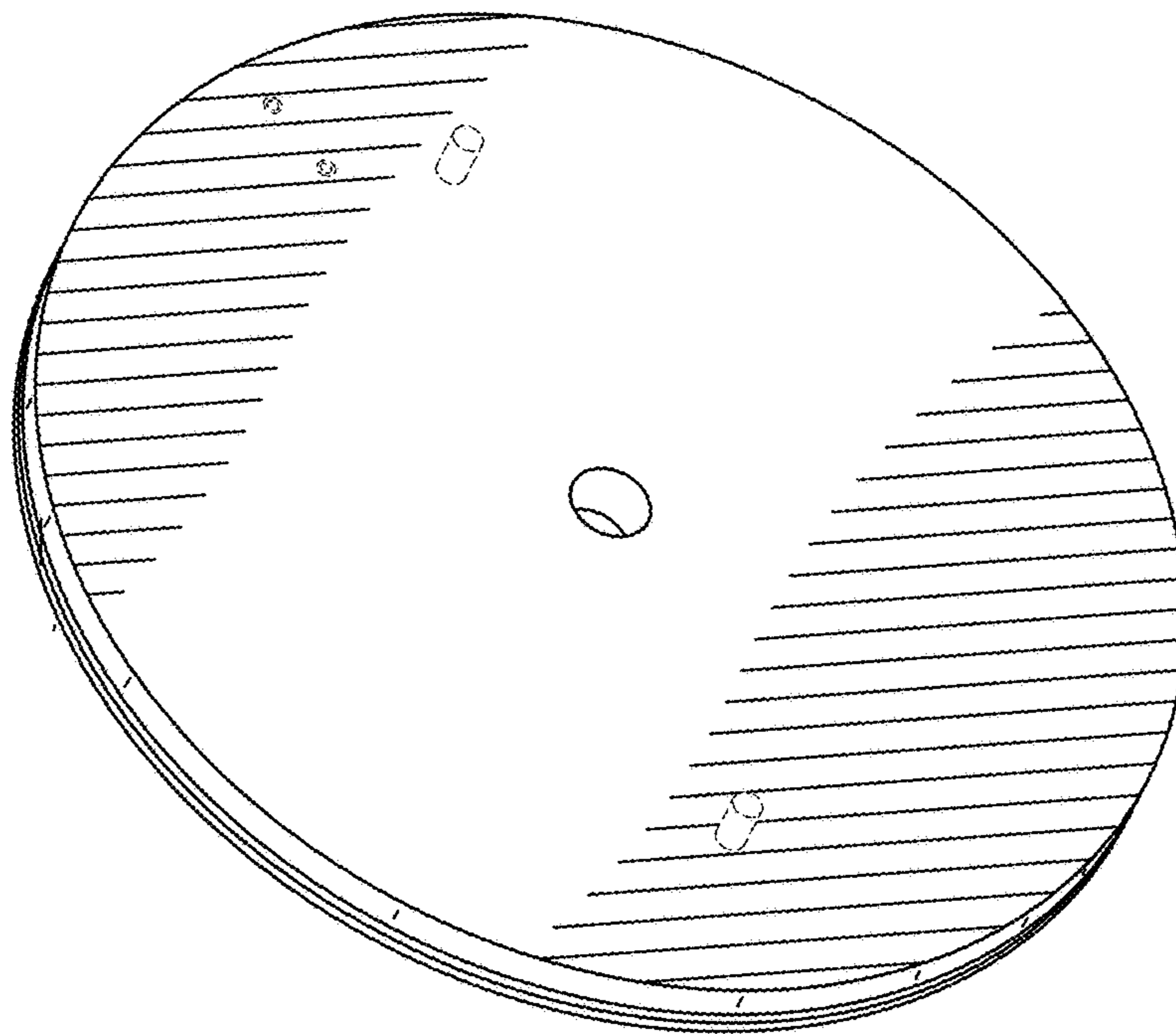


FIG. 2




FIG. 3

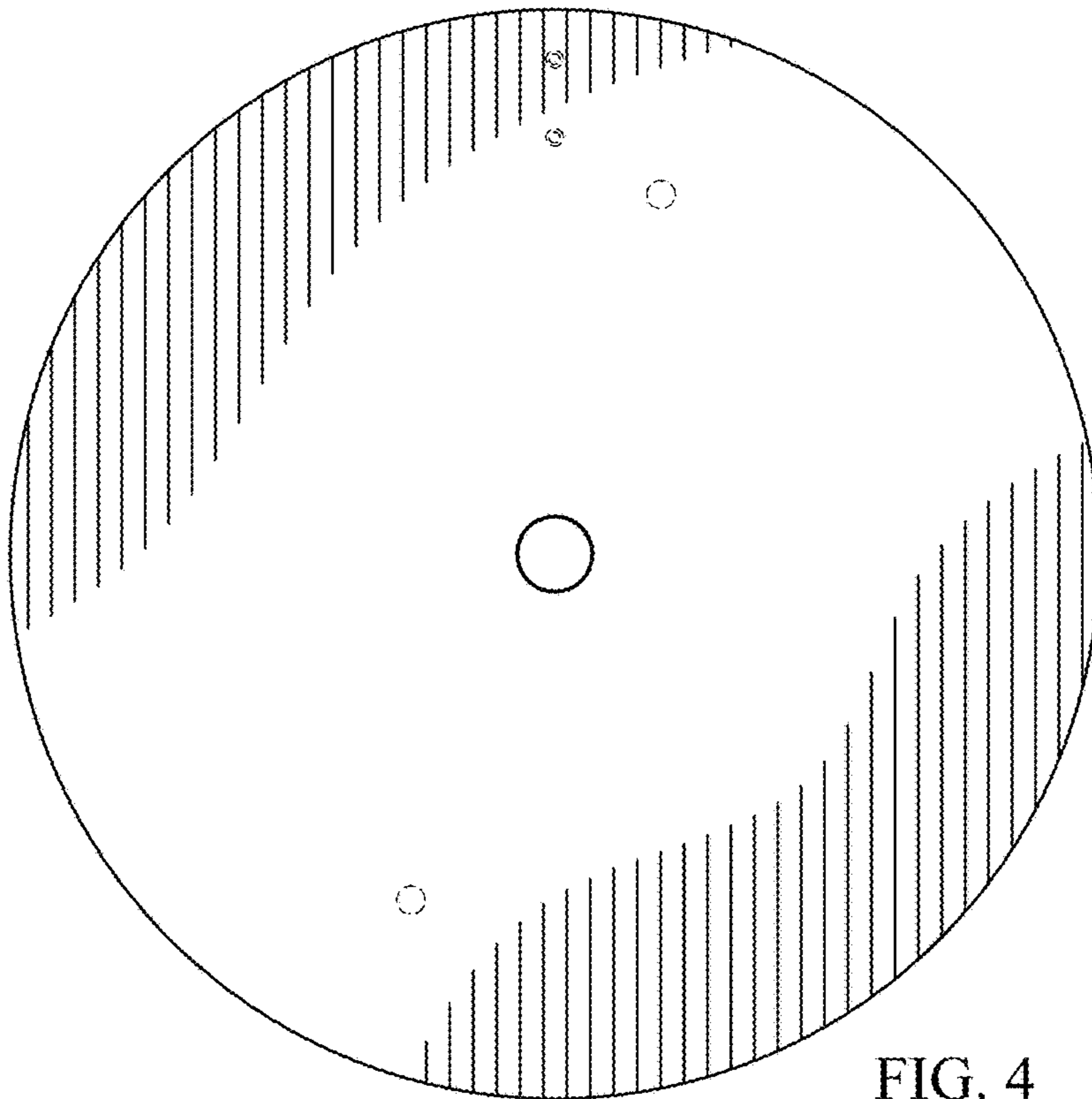


FIG. 4

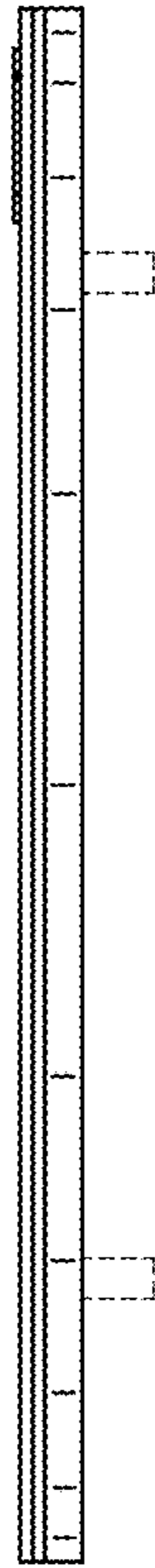


FIG. 5



FIG. 6



FIG. 7

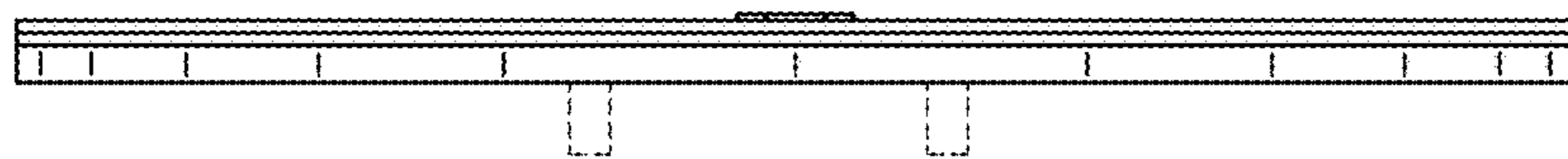


FIG. 8