



US00D777046S

(12) **United States Design Patent** (10) **Patent No.:** **US D777,046 S**  
**Abdourahim** (45) **Date of Patent:** **\*\* Jan. 24, 2017**

(54) **DIAL**

(56) **References Cited**

(71) Applicant: **HARRY WINSTON SA,**  
Plan-les-Ouates (CH)

(72) Inventor: **Delphine Abdourahim,** New York, NY  
(US)

(73) Assignee: **HARRY WINSTON SA,**  
Plan-les-Ouates (CH)

(\*\*) Term: **15 Years**

(21) Appl. No.: **29/538,515**

U.S. PATENT DOCUMENTS

D16,972 S *	11/1886	Nivois .....	D10/36
D66,076 S *	11/1924	Conant .....	D10/126
D66,077 S *	11/1924	Conant .....	D10/1
D137,404 S *	3/1944	Booharin .....	D10/1
D178,044 S *	6/1956	DuPasqueler .....	D10/1
D244,262 S *	5/1977	Nakamura .....	D10/126
D345,318 S *	3/1994	Kaneko .....	D10/11
D345,319 S *	3/1994	Kaneko .....	D10/126
D345,937 S *	4/1994	Kaneko .....	D10/126
D351,361 S *	10/1994	Itoh .....	D10/126
D353,553 S *	12/1994	Ito .....	D10/126
D682,121 S *	5/2013	Hegi .....	D10/36

\* cited by examiner

(22) Filed: **Sep. 4, 2015**

*Primary Examiner* — Sandra Snapp

(30) **Foreign Application Priority Data**

(74) *Attorney, Agent, or Firm* — Donald J. Ranft; Collen IP

Mar. 4, 2015 (WO) ..... DM/085 761

(51) **LOC (10) Cl.** ..... **10-02**

(57) **CLAIM**

The ornamental design for a dial, as shown and described.

(52) **U.S. Cl.**

**DESCRIPTION**

USPC ..... **D10/30**

(58) **Field of Classification Search**

USPC ..... D10/1-41, 122-124, 126, 128, 131;  
D14/344, 138 R

CPC ..... G04B 19/00; G04B 19/06; G04B 19/08;  
G04B 19/10; G04B 19/108; G04B 19/22;  
G04B 19/26; G04B 19/262; G04B 37/00;  
G04B 37/081; G04B 37/084; G04B 37/05;  
G04B 37/10; G04B 37/1446; G04B  
37/1466; G08B 25/016; G04G  
17/00; G04G 17/08; G04D 7/12; G04D  
7/1214

FIG. 1 is a front perspective view of a dial showing my new design;

FIG. 2 is a rear perspective view thereof;

FIG. 3 is a front view thereof;

FIG. 4 is a rear view thereof;

FIG. 5 is a right side view thereof;

FIG. 6 is a left side view thereof;


FIG. 7 is a top view thereof; and,

FIG. 8 is a bottom view thereof.

The portions of the dial shown in broken lines depict environmental subject matter only and form no part of the claimed design.

See application file for complete search history.

**1 Claim, 3 Drawing Sheets**






FIG. 1

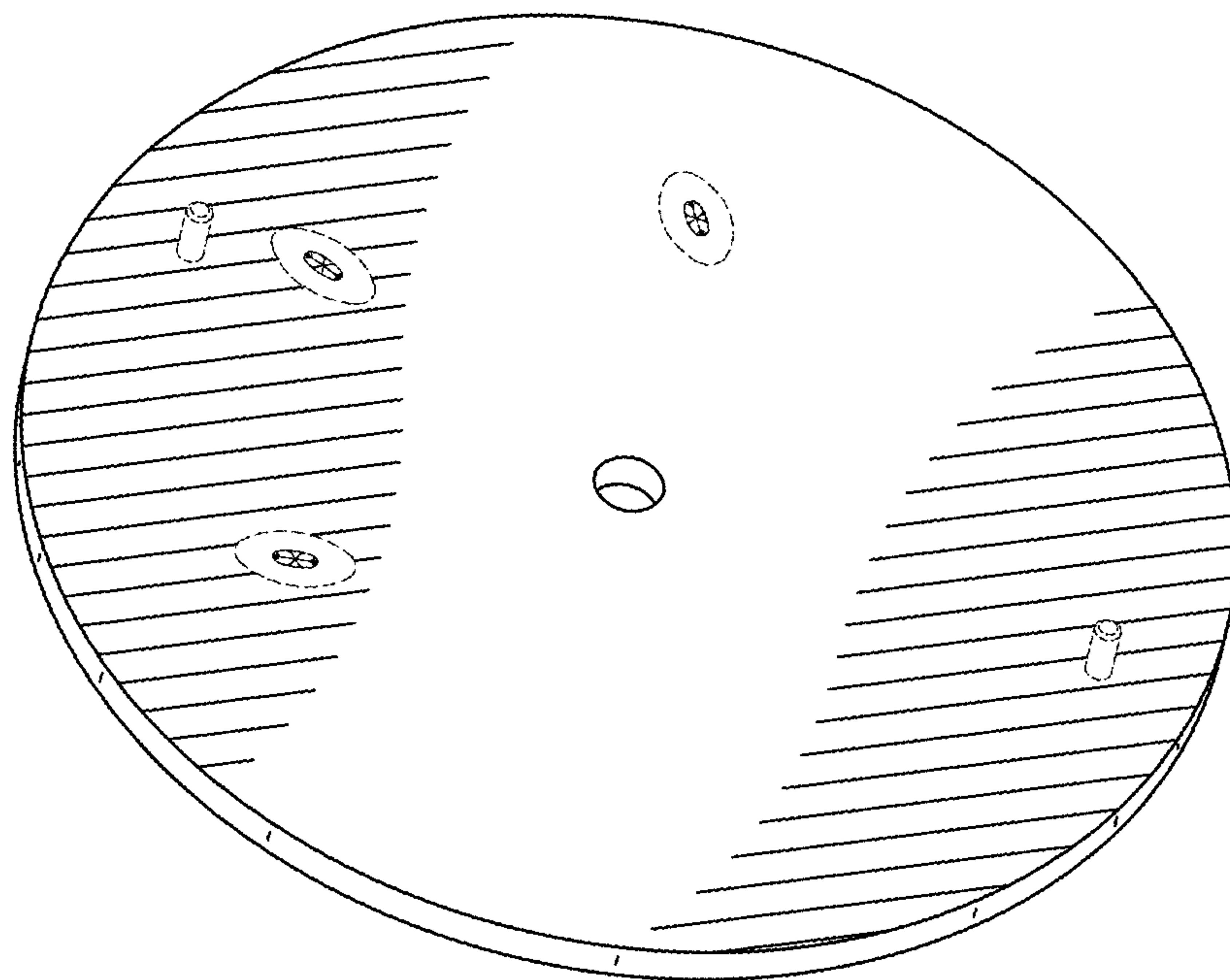


FIG. 2

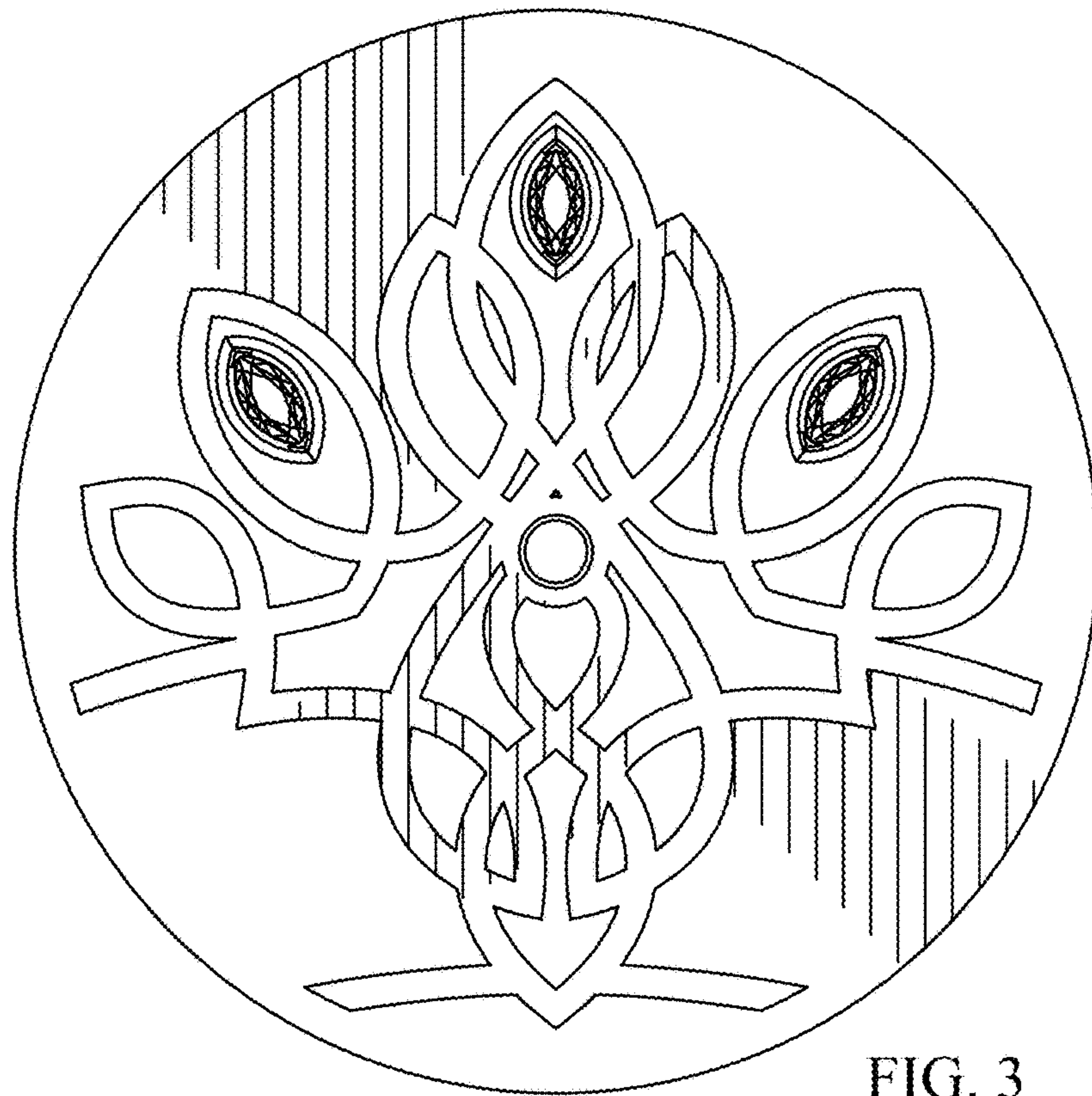


FIG. 3

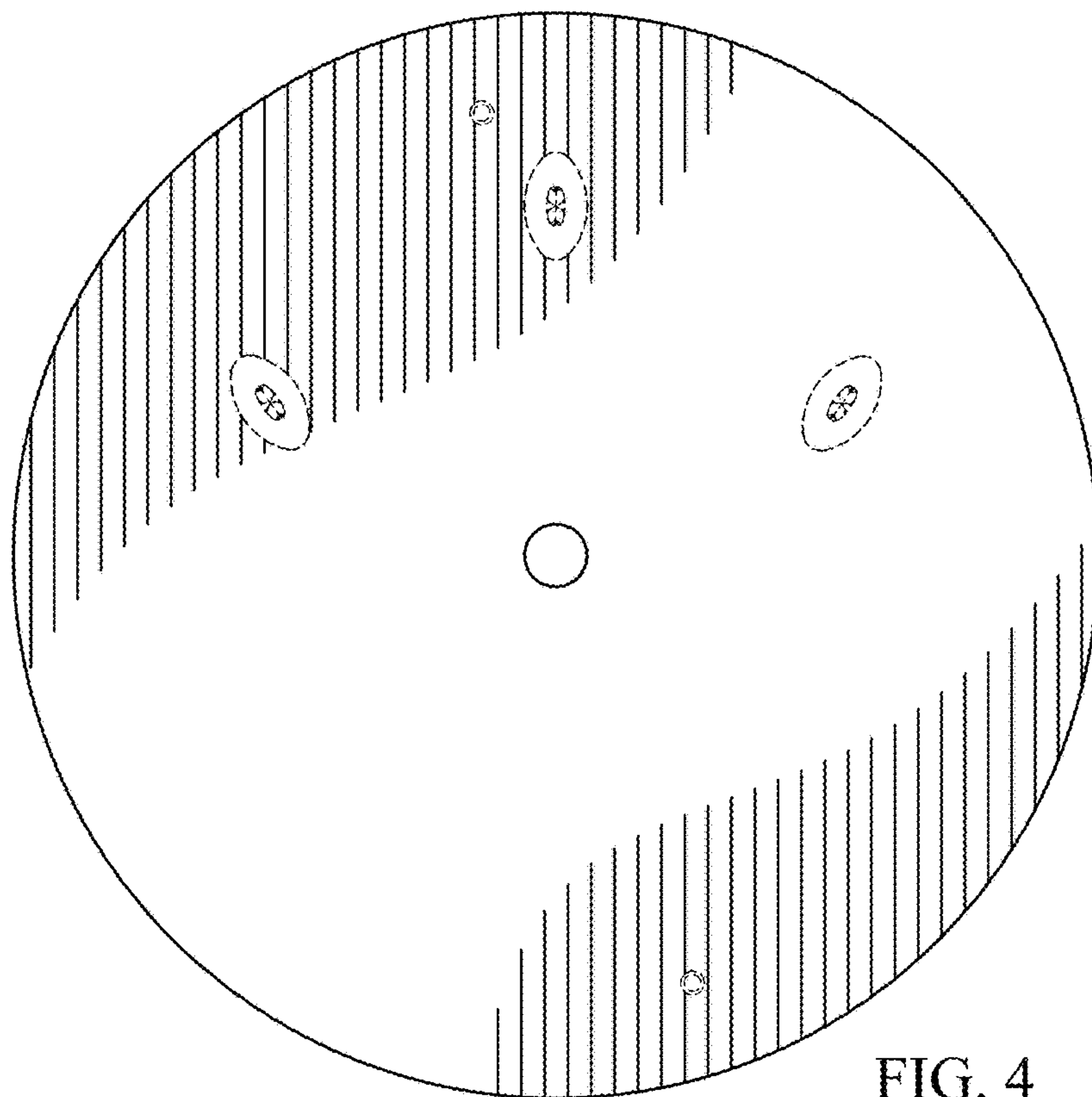


FIG. 4



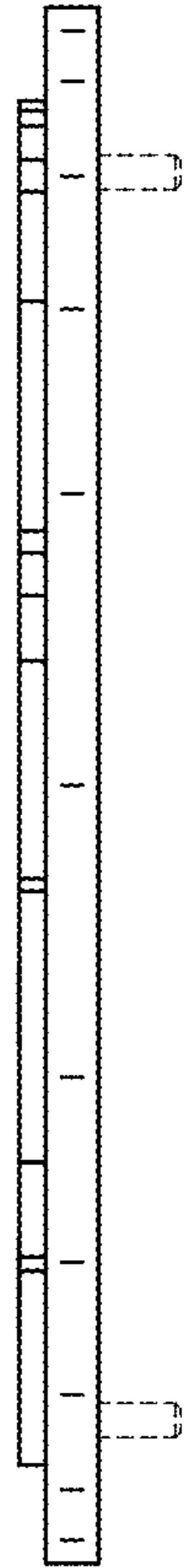


FIG. 5



FIG. 6

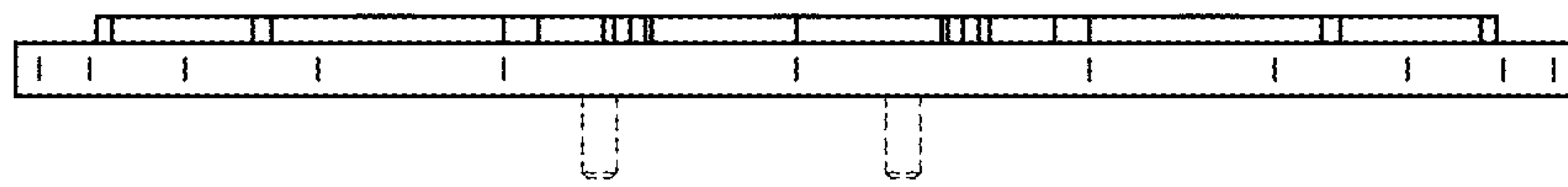


FIG. 7

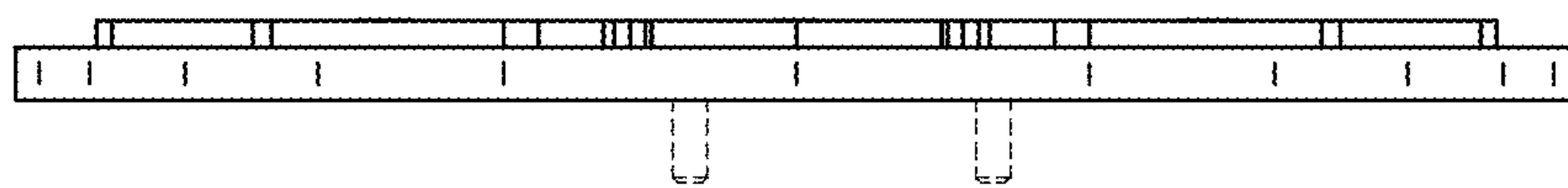


FIG. 8