



US00D777045S

(12) **United States Design Patent** (10) **Patent No.:** **US D777,045 S**  
**Abdourahim** (45) **Date of Patent:** **\*\* Jan. 24, 2017**

(54) **DIAL**

(71) Applicant: **HARRY WINSTON SA,**  
Plan-les-Ouates (CH)  
(72) Inventor: **Delphine Abdourahim,** New York, NY  
(US)  
(73) Assignee: **HARRY WINSTON SA,**  
Plan-les-Ouates (CH)

(\*\*) Term: **15 Years**

(21) Appl. No.: **29/538,513**

(22) Filed: **Sep. 4, 2015**

(30) **Foreign Application Priority Data**

Mar. 4, 2015 (WO) ..... DM/085761

(51) **LOC (10) Cl.** ..... **10-02**

(52) **U.S. Cl.**  
USPC ..... **D10/30**

(58) **Field of Classification Search**  
USPC ..... D10/1-41, 122-124, 126, 128, 131;  
D14/344, 138 R  
CPC ..... G04B 19/00; G04B 19/06; G04B 19/08;  
G04B 19/10; G04B 19/108; G04B 19/22;  
G04B 19/26; G04B 19/262; G04B 37/00;  
G04B 37/081; G04B 37/084; G04B 37/05;  
G04B 37/10; G04B 37/1446; G04B  
37/1466; G08B 25/016; G04G  
17/00; G04G 17/08; G04D 7/12; G04D  
7/1214

See application file for complete search history.

(56) **References Cited**

U.S. PATENT DOCUMENTS

D16,972 S \* 11/1886 Nivois ..... D10/36  
D66,076 S \* 11/1924 Conant ..... D10/126  
D66,077 S \* 11/1924 Conant ..... D10/1  
D345,937 S \* 4/1994 Kaneko ..... D10/126

\* cited by examiner

*Primary Examiner* — Sandra Snapp

(74) *Attorney, Agent, or Firm* — Donald J. Ranft; Collen  
IP


(57) **CLAIM**

The ornamental design for a dial, as shown and described.

**DESCRIPTION**

FIG. 1 is a front perspective view of a dial showing my new design;  
FIG. 2 is a rear perspective view thereof;  
FIG. 3 is a front view thereof;  
FIG. 4 is a rear view thereof;  
FIG. 5 is a right side view thereof;  
FIG. 6 is a left side view thereof;  
FIG. 7 is a top view thereof; and,  
FIG. 8 is a bottom view thereof.  
The portions of the dial shown in broken lines depict environmental subject matter only and form no part of the claimed design.

**1 Claim, 3 Drawing Sheets**






FIG. 1

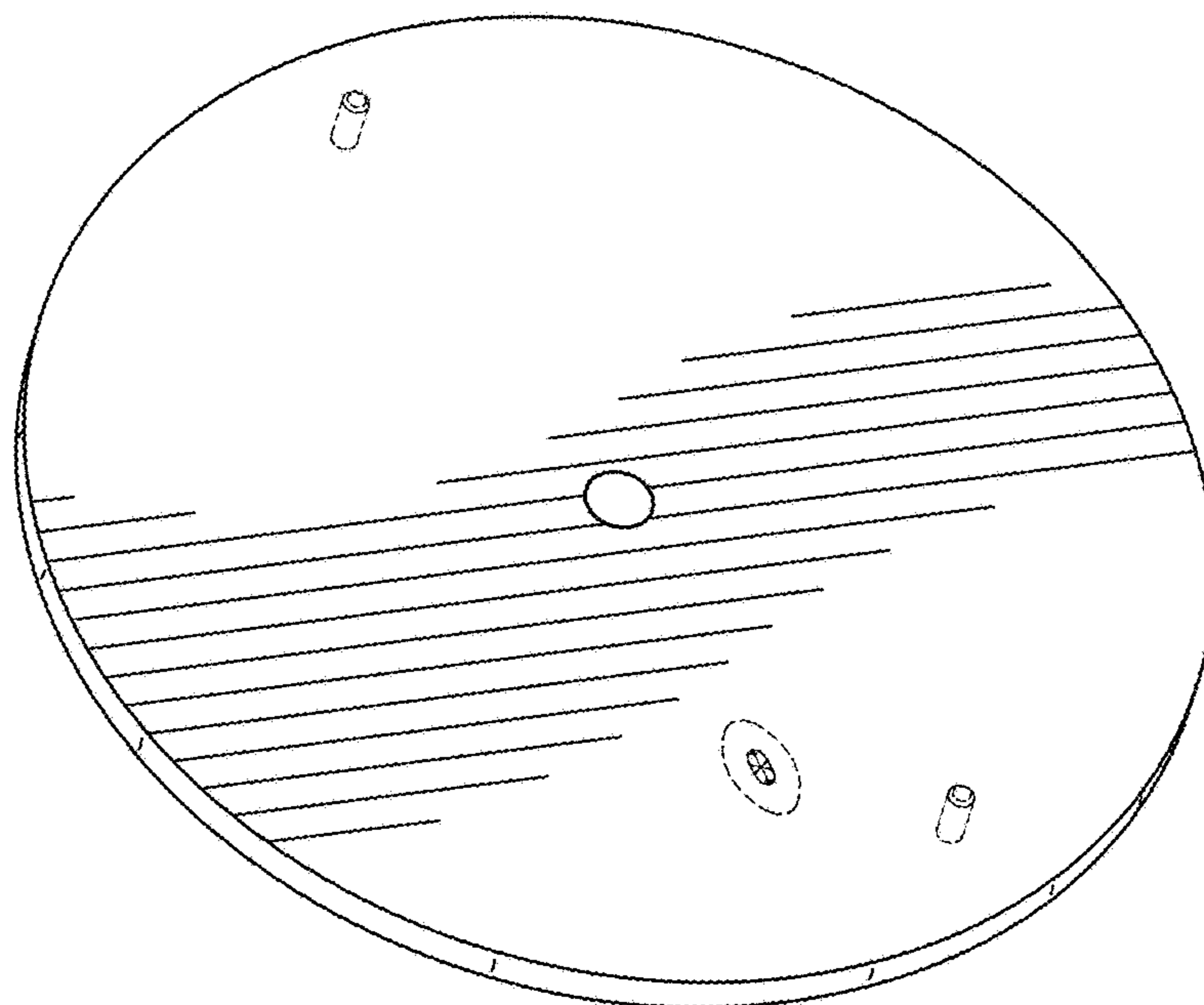


FIG. 2

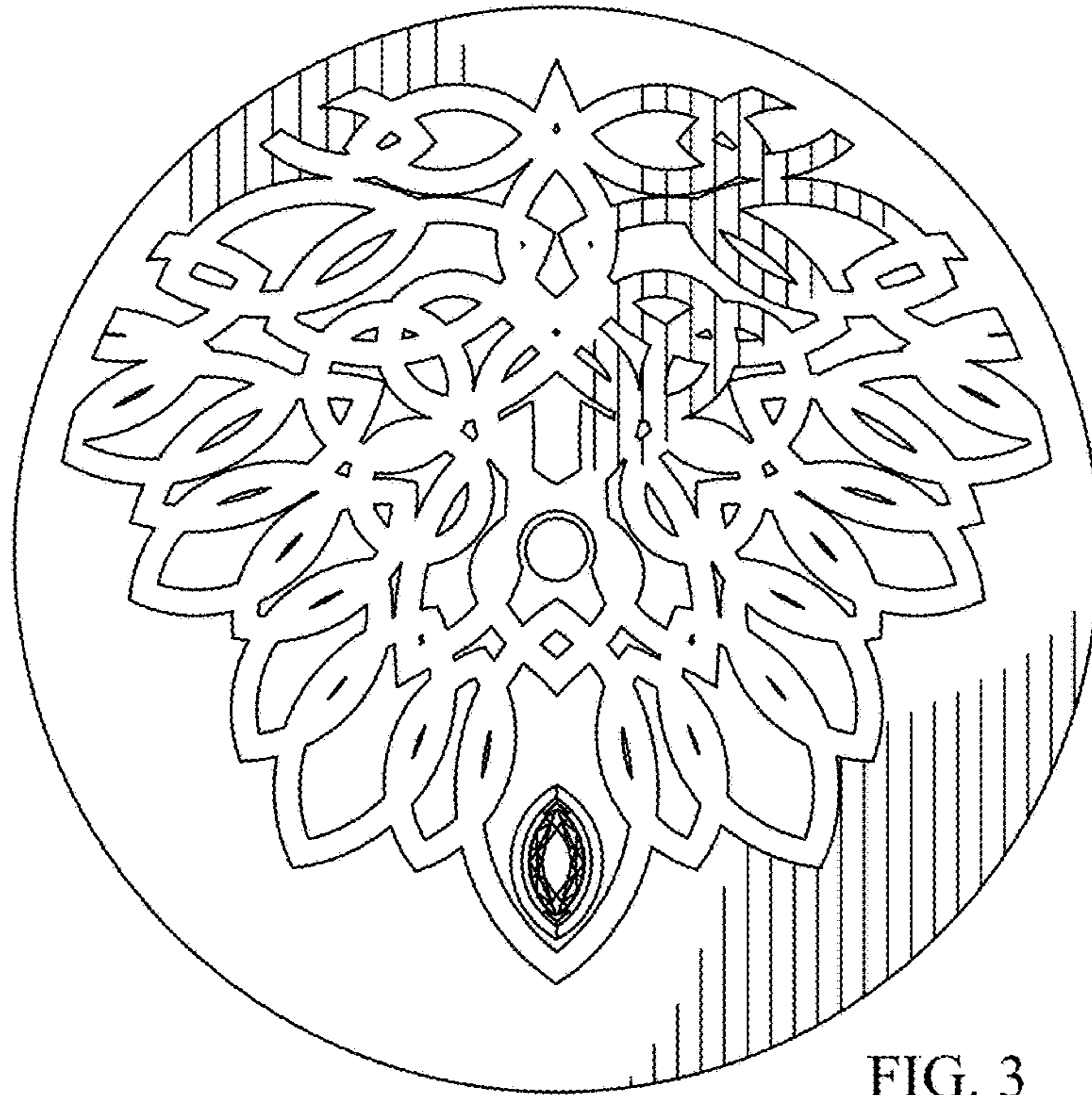


FIG. 3

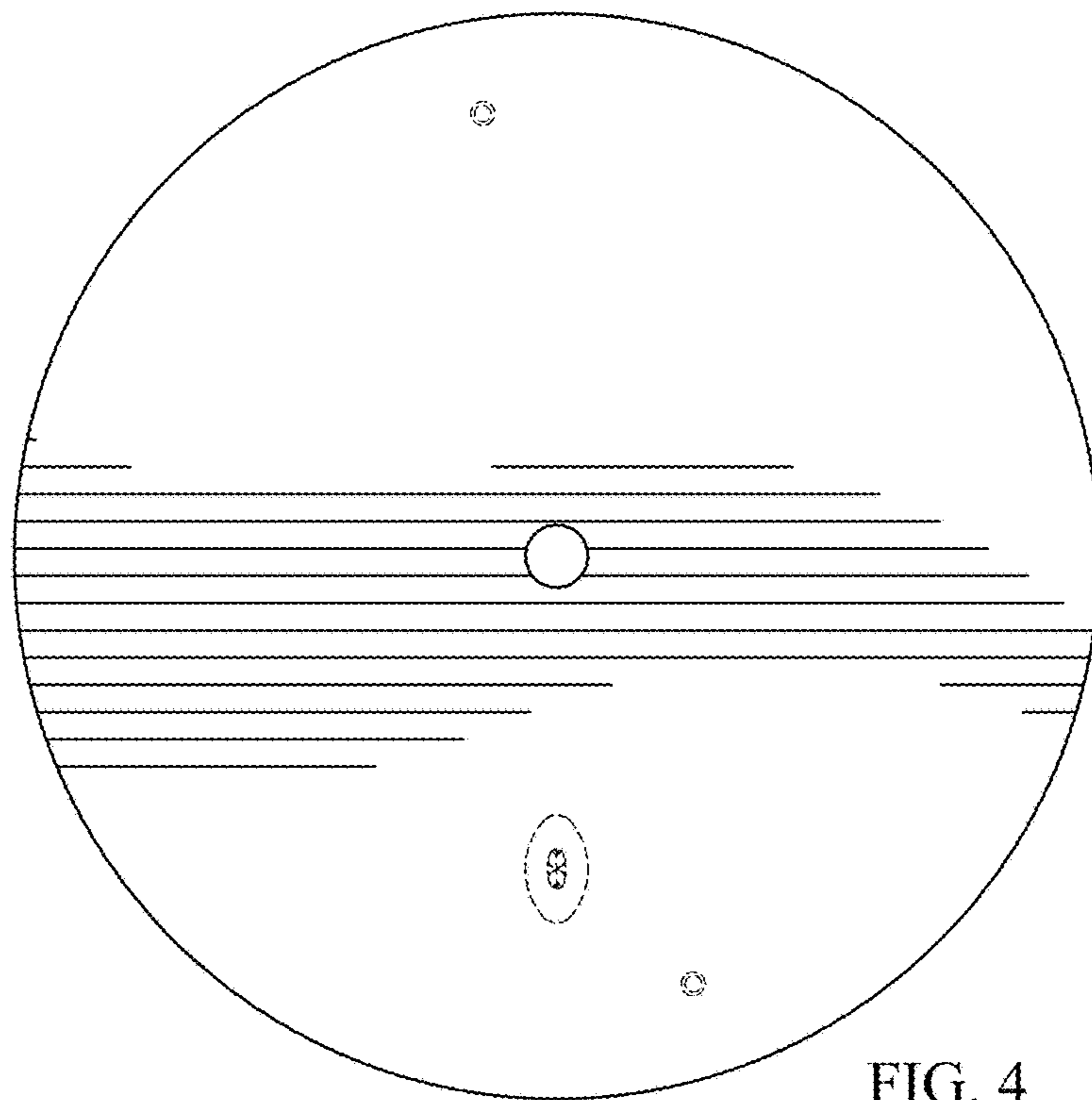


FIG. 4

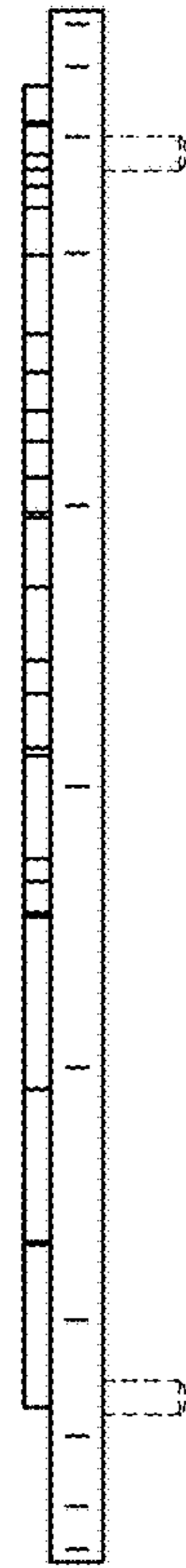


FIG. 5



FIG. 6

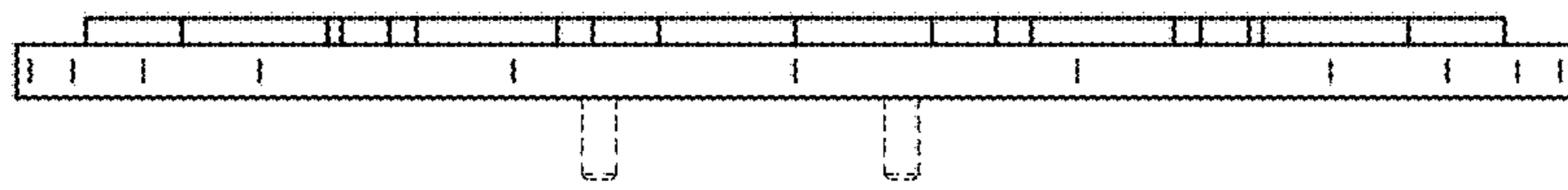


FIG. 7

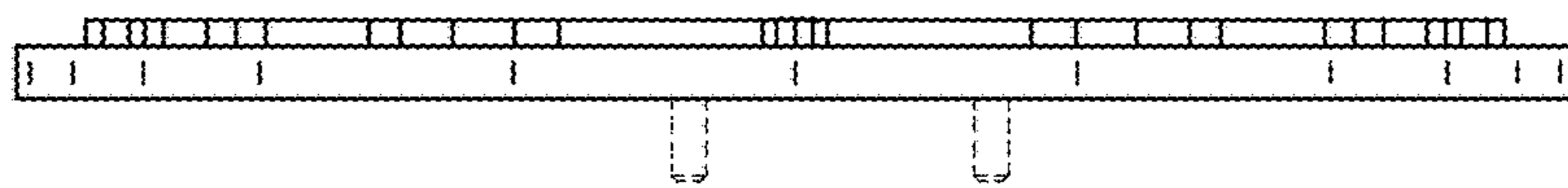


FIG. 8