



US00D777044S

(12) **United States Design Patent**
Lehmann

(10) **Patent No.:** **US D777,044 S**

(45) **Date of Patent:** **** Jan. 24, 2017**

(54) **PACKAGE FOR A DATA STORING DEVICE FOR A KITCHEN APPLIANCE**

(71) Applicant: **Vorwerk & Co. Interholding GmbH**,
Wuppertal (DE)

(72) Inventor: **Petra Lehmann**, Schwerte (DE)

(73) Assignee: **Vorwerk & Co. Interholding GmbH**,
Wuppertal (DE)

(**) Term: **14 Years**

(21) Appl. No.: **29/501,190**

(22) Filed: **Sep. 2, 2014**

(30) **Foreign Application Priority Data**

Mar. 10, 2014 (EM) 001405443

(51) **LOC (10) Cl.** **09-01**

(52) **U.S. Cl.**
USPC **D9/721**; D9/418; D9/422

(58) **Field of Classification Search**
USPC D9/414, 418, 420, 422, 423, 424, 426,
D9/428, 430, 715; D3/201, 203.1, 203.3,
D3/273, 274, 294, 304; 206/216, 261,
206/467, 469, 470, 471, 530, 775;
220/4.21, 4.22, 4.24, 602, 662, 677
CPC B65D 2543/00296; B65D 75/327;
B65D 43/162; B65D 75/32; B65D
2543/00351; B65D 2543/00731; B65D
2543/00092; B65D 75/22; B65D
2543/0062; B65D 2543/00194; B65D
21/0234; B65D 75/322; B65D
75/367; B65D 75/326; B65D 2543/00805;
B65D 11/02; B65D 2585/56; B65D
2543/00101; B65D 1/36

See application file for complete search history.

(56) **References Cited**

U.S. PATENT DOCUMENTS

496,973 A * 5/1893 Grant A24F 15/18
206/38
D175,537 S * 9/1955 Combridge 206/38
D178,627 S * 9/1956 Baratelli D3/203.1
D373,901 S * 9/1996 Bergstedt D3/294
5,669,501 A * 9/1997 Hissong A61B 19/0256
206/363
D394,952 S * 6/1998 Wei D3/273
D484,684 S * 1/2004 Eldon, III D3/205
D527,651 S * 9/2006 Cheng D9/715
D535,184 S * 1/2007 Tanner D9/422
D536,961 S * 1/2007 Tanner D9/420
D536,962 S * 2/2007 Tanner D9/422
D732,950 S * 2/2007 Tanner D9/422
D743,274 S * 6/2015 Young D9/418
11/2015 Oleksik D9/721

* cited by examiner

Primary Examiner — Derrick Holland

Assistant Examiner — Lauren Calve

(74) *Attorney, Agent, or Firm* — Collard & Roe, P.C.

(57) **CLAIM**

The ornamental design for a package for a data storing device for a kitchen appliance, as shown and described.

DESCRIPTION

FIG. 1 is a side view of a package for a data storage device for a kitchen appliance according to the present design;
FIG. 2 is a top plan view thereof;
FIG. 3 is a front view thereof;
FIG. 4 is a back view thereof;
FIG. 5 is a second side view thereof; and,
FIG. 6 is a top perspective view thereof in an open position.

1 Claim, 3 Drawing Sheets

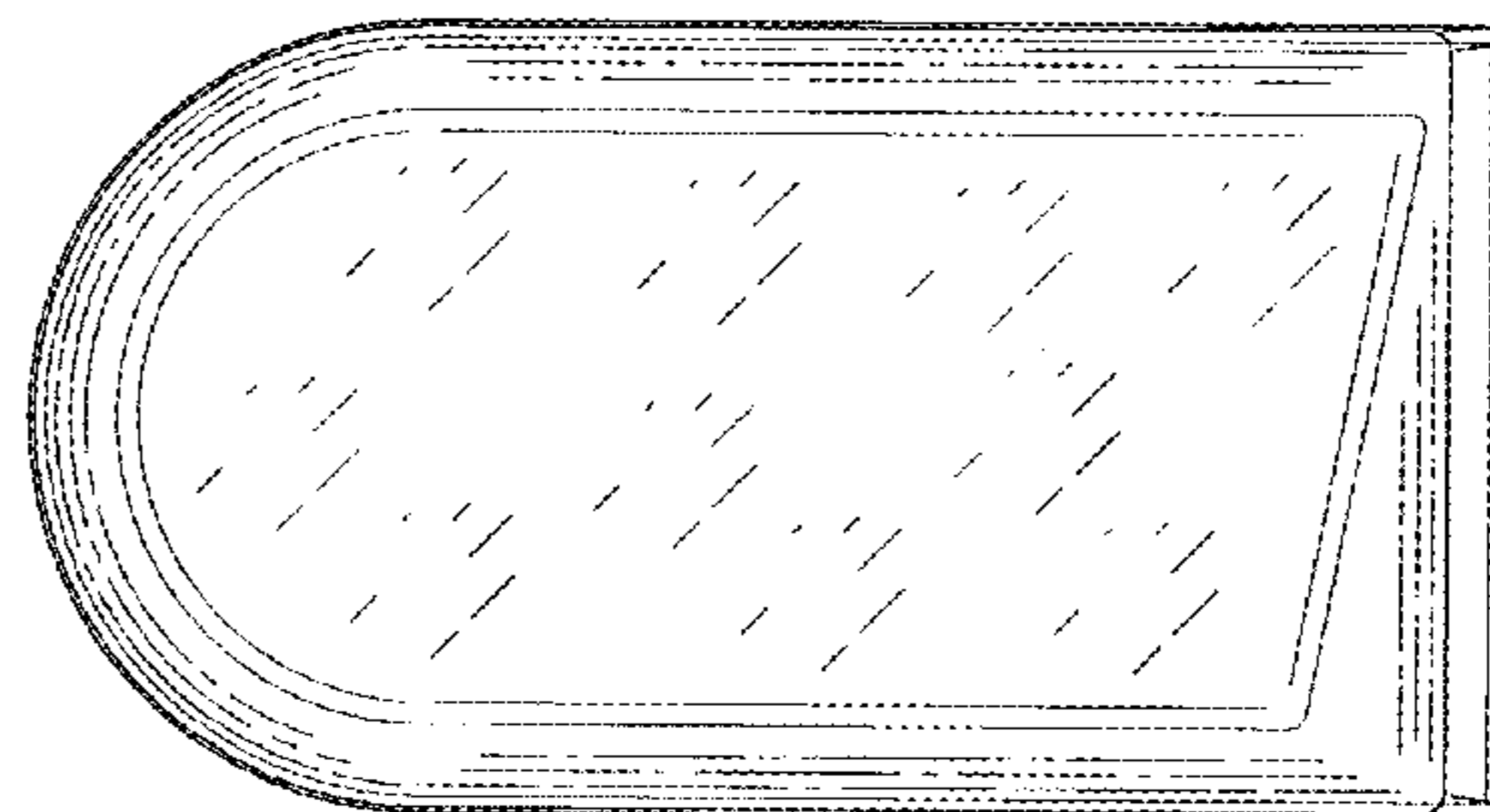



Fig. 1

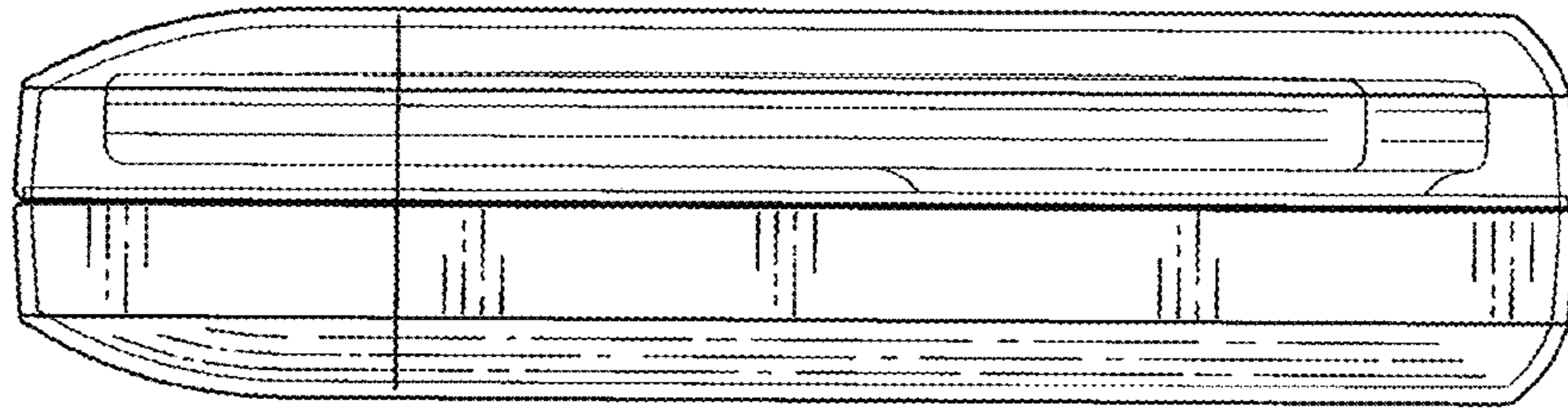


Fig. 2

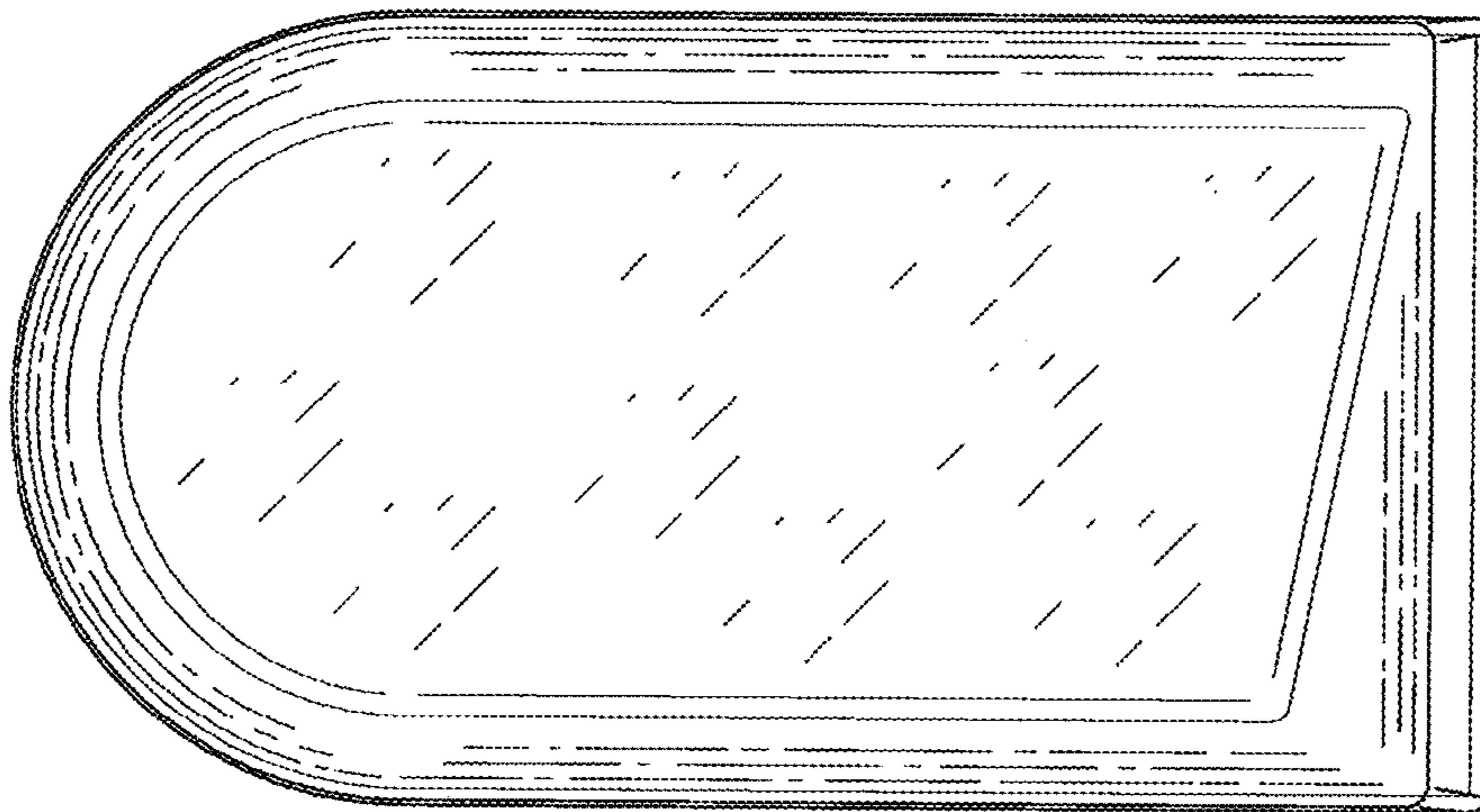


Fig. 3

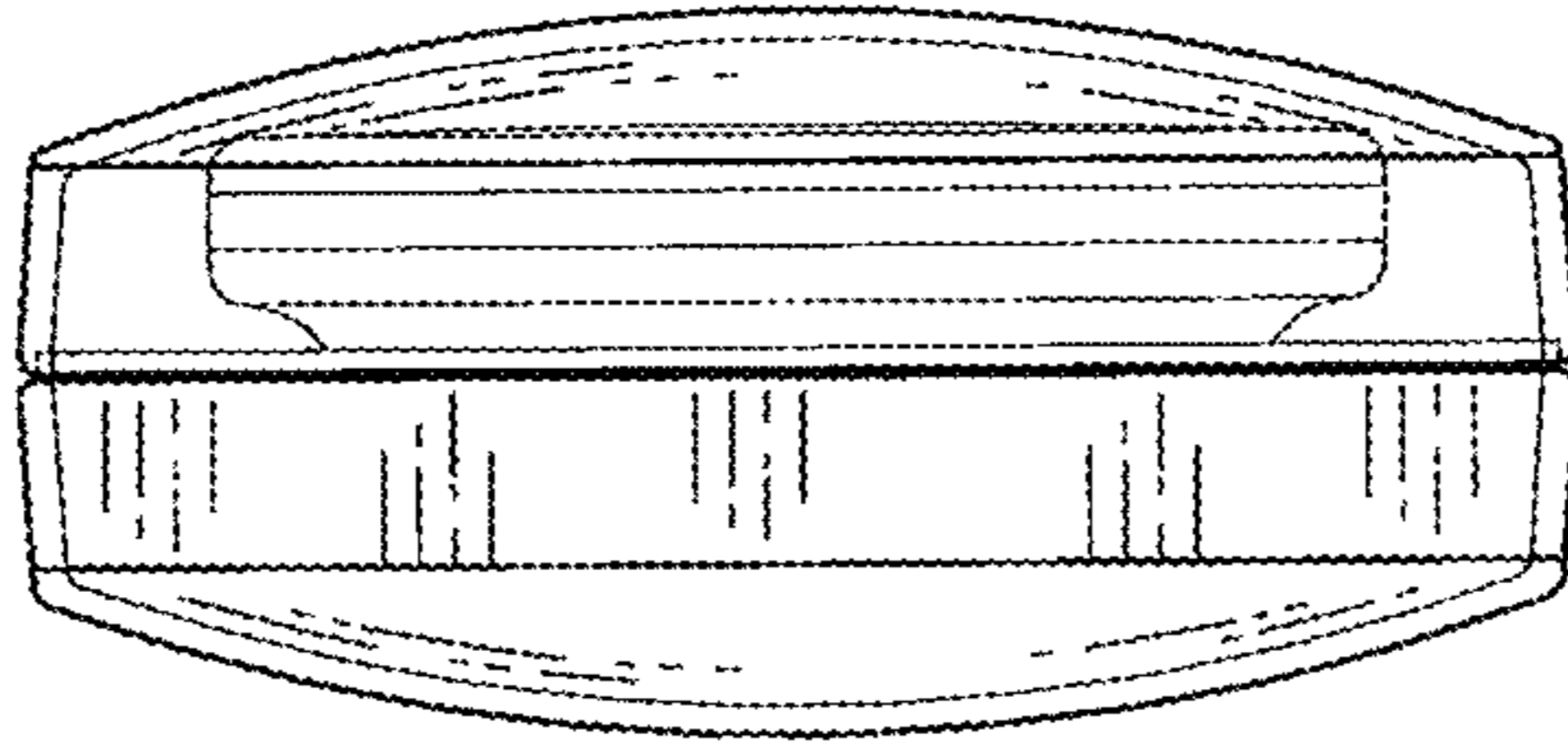


Fig. 4

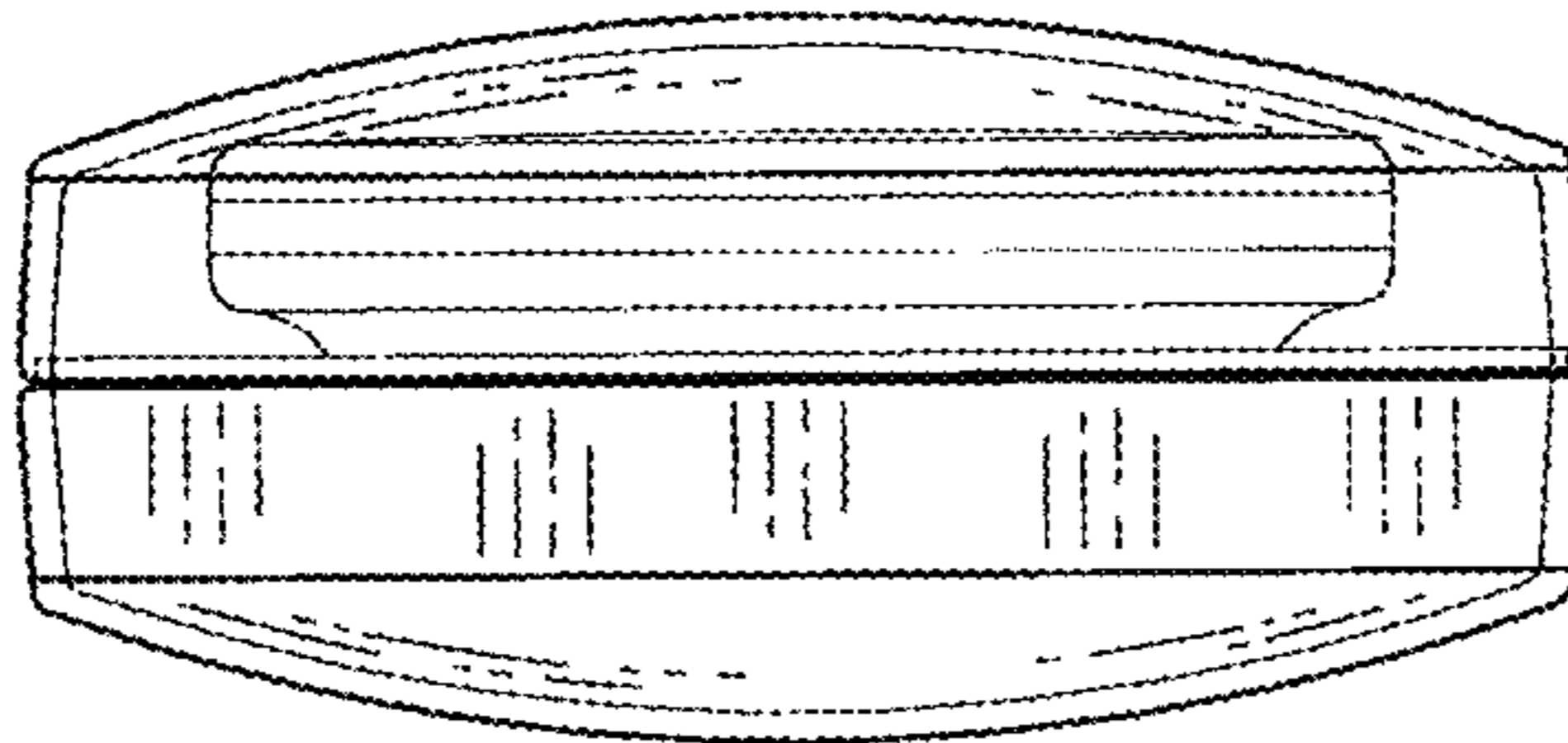


Fig. 5

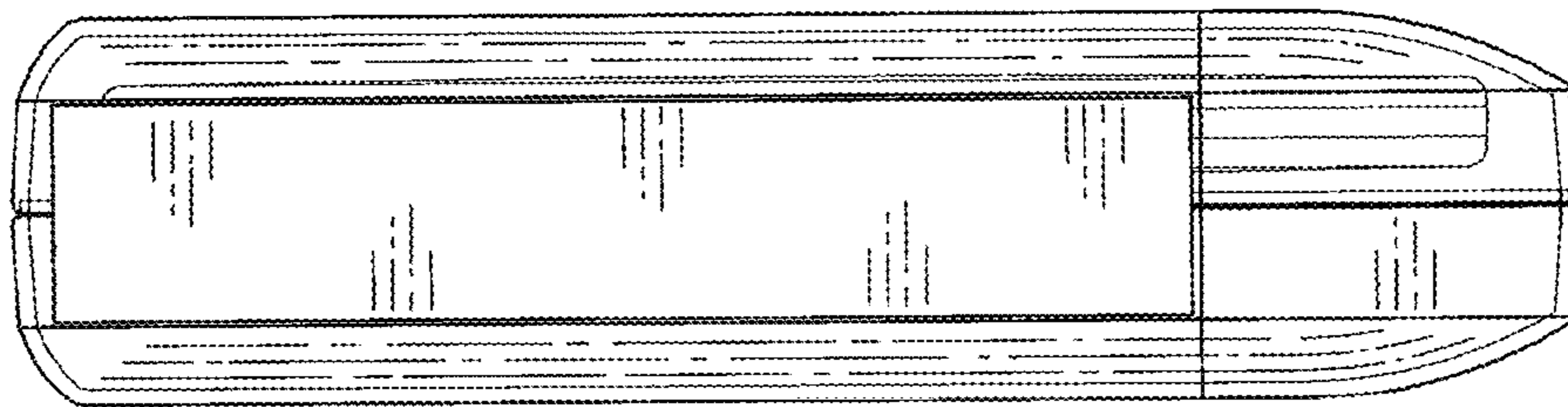


Fig. 6

