



US00D777023S

(12) **United States Design Patent** (10) **Patent No.:** **US D777,023 S**
Kaalberg (45) **Date of Patent:** **** Jan. 24, 2017**

(54) **YOGA MAT CLIP**
(71) Applicant: **Lindsey Kaalberg**, San Francisco, CA (US)
(72) Inventor: **Lindsey Kaalberg**, San Francisco, CA (US)
(**) Term: **14 Years**

D346,558 S * 5/1994 Hiromori D10/30
5,377,391 A * 1/1995 Foster A47C 21/022
24/301
D393,878 S * 4/1998 Suzuki D19/65
D443,647 S * 6/2001 Gstalder D19/65
D454,056 S * 3/2002 Kung D19/65
D458,308 S * 6/2002 Hsuan D19/65
D463,824 S * 10/2002 Kan D19/65

(Continued)

(21) Appl. No.: **29/513,716**
(22) Filed: **Jan. 5, 2015**
(51) **LOC (10) Cl.** **08-08**
(52) **U.S. Cl.**
USPC **D8/395**
(58) **Field of Classification Search**
USPC D8/71, 373, 354, 383, 394-396; D10/31,
D10/103; D19/65, 68
CPC E04F 21/18; A47C 9/00; A47C 7/66;
A47C 21/022; B65G 21/20; B65G
21/2072; B65G 7/12; A01K 97/10
See application file for complete search history.

FOREIGN PATENT DOCUMENTS

CN 302658596 * 11/2013

OTHER PUBLICATIONS

Amazon com Mat-Loc® Clips : Yoga Mats, review date Jan. 17, 2012, online, <http://www.amazon.com/GG-Bailey-Mat-Loc®-Clips/dp/B002QVRV5I>, [site visited Dec. 19, 2015 4:22:50 PM].*

(Continued)

Primary Examiner — John Windmuller
Assistant Examiner — John R Yeh
(74) *Attorney, Agent, or Firm* — Shuttleworth & Ingersoll, PLC; Brett Papendick

(56) **References Cited**

U.S. PATENT DOCUMENTS

1,462,193 A * 7/1923 Cook B42F 3/00
24/561
3,604,067 A * 9/1971 Brown B42F 3/00
24/326
4,086,686 A * 5/1978 Takabayashi A41F 3/02
16/DIG. 13
4,141,119 A * 2/1979 Noda A41F 3/02
24/504
D292,677 S * 11/1987 Jordi D10/2
D302,242 S * 7/1989 Belash D8/395
D339,043 S * 9/1993 Chi D19/65

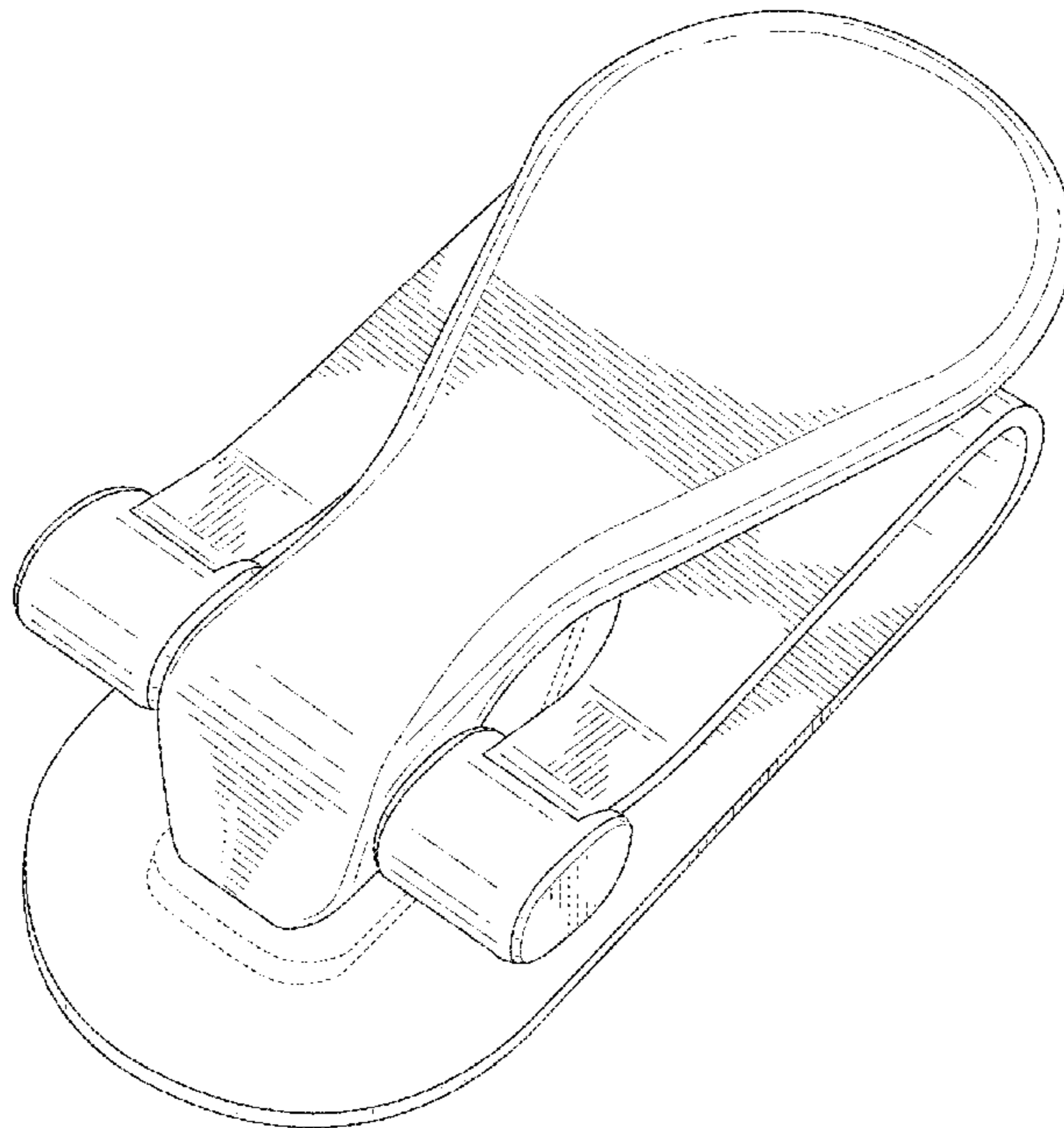
(57) **CLAIM**

The ornamental design for a yoga mat clip.

DESCRIPTION

FIG. 1 is a perspective view of the embodiment thereof; FIG. 2 is a top view of the embodiment thereof; FIG. 3 is a bottom view of the embodiment thereof; FIG. 4 is a right side view of the embodiment thereof; FIG. 5 is a left side view of the embodiment thereof; FIG. 6 is a front view of the embodiment thereof; and, FIG. 7 is a back view of the embodiment thereof.

1 Claim, 6 Drawing Sheets



(56)

References Cited

U.S. PATENT DOCUMENTS

D464,994 S *	10/2002	Rosen	D19/65
D467,973 S *	12/2002	Rosen	D19/65
D467,974 S *	12/2002	Holland	D19/65
D519,360 S *	4/2006	Naden	D8/395
D521,369 S *	5/2006	Sollberger	D8/395
D525,117 S *	7/2006	Mariano	D8/395
D593,609 S *	6/2009	Blau	D19/65
D599,651 S *	9/2009	Riggsbee	D8/395
7,921,527 B2 *	4/2011	Moy	A47K 10/14 24/462
D730,225 S *	5/2015	Behar	D10/103
2014/0345089 A1 *	11/2014	Kaalberg	A47C 21/022 24/72.5

OTHER PUBLICATIONS

Floor mats won't stay in place—Club Cobra, Cobra Dan post, post date Aug. 8, 2012, online, <http://www.clubcobra.com/forums/all-cobra-talk/116715-floor-mats-wont-stay-place.html>, site visited Dec. 19, 2015.*

Mini MatSnaps by Lindsey Greene and Brittany Blum—Kickstarter, funding date Oct. 10, 2015, online, <https://www.kickstarter.com/projects/1787421735/mini-matsnaps>, [site visited Dec. 19, 2015 4:55:00 PM].*

* cited by examiner

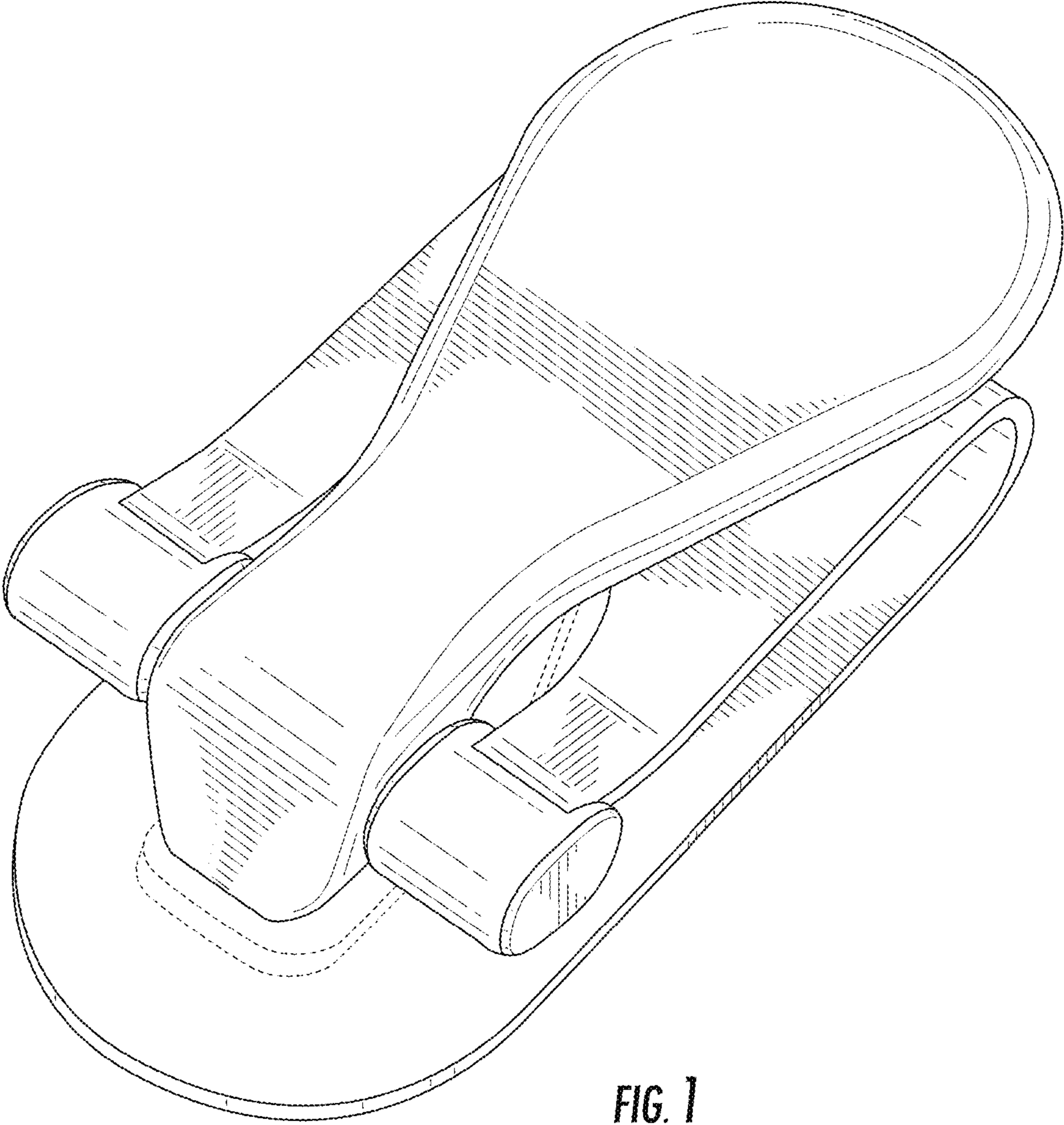


FIG. 1

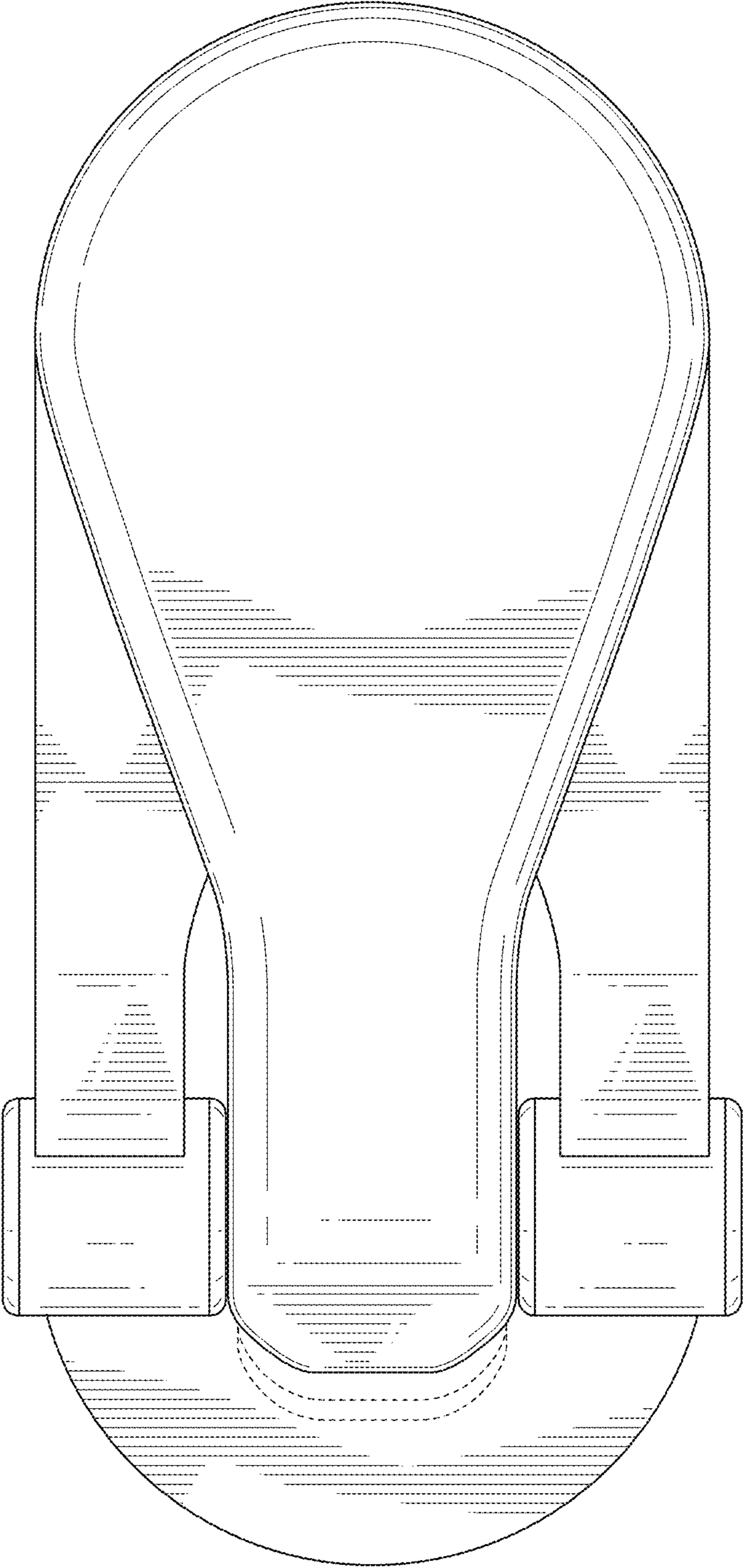


FIG. 2

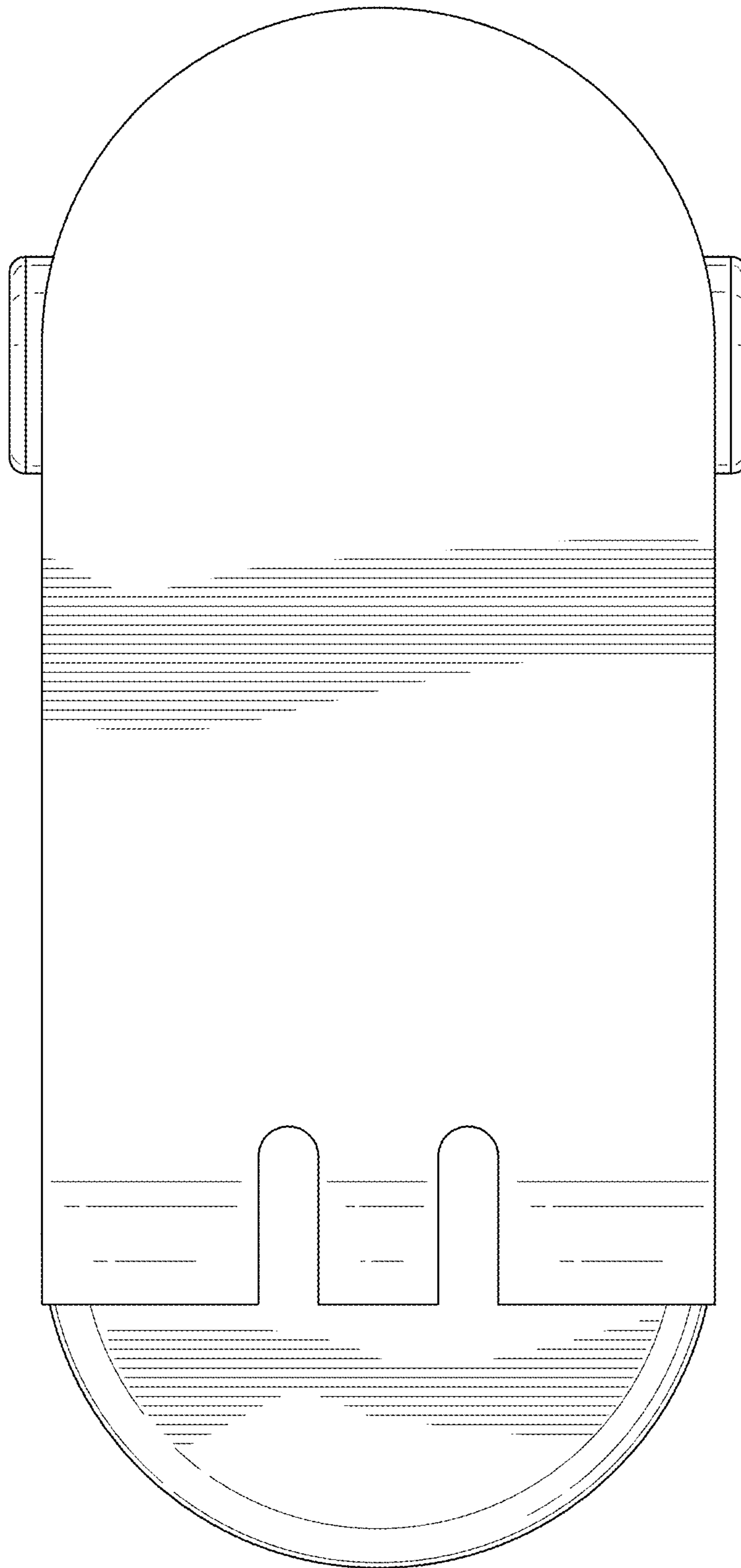


FIG. 3

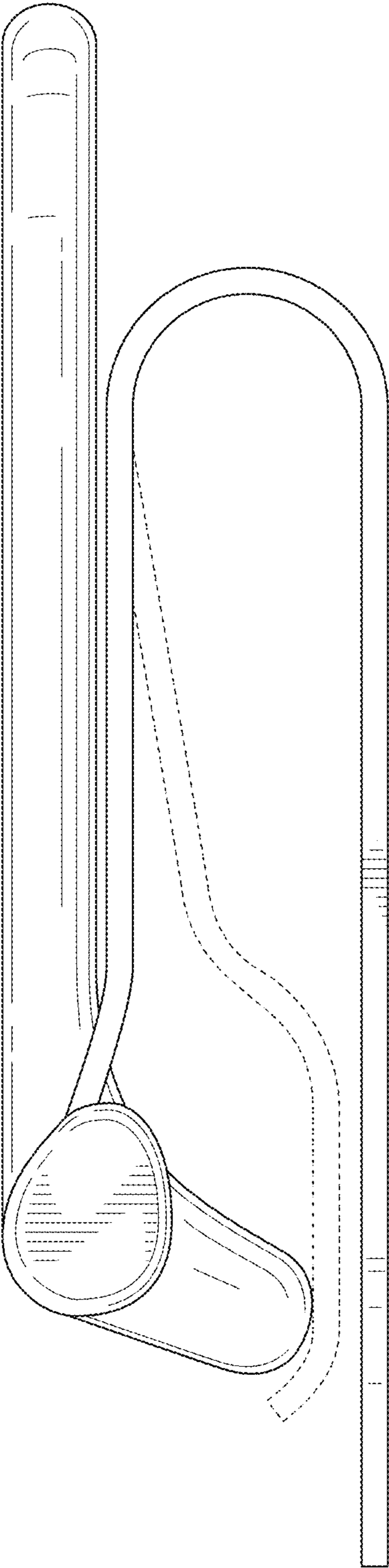


FIG. 4

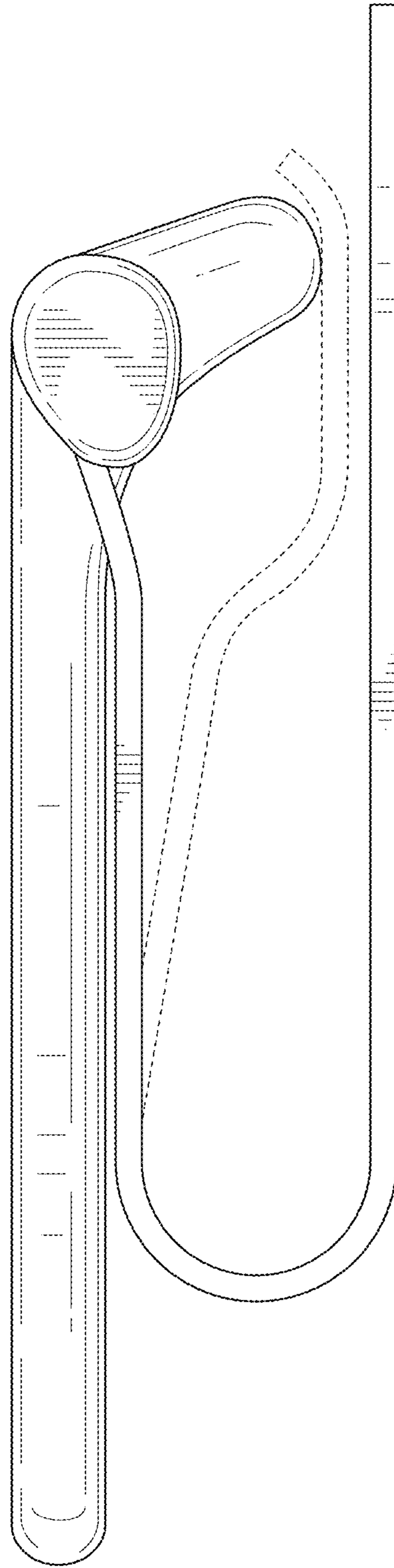


FIG. 5

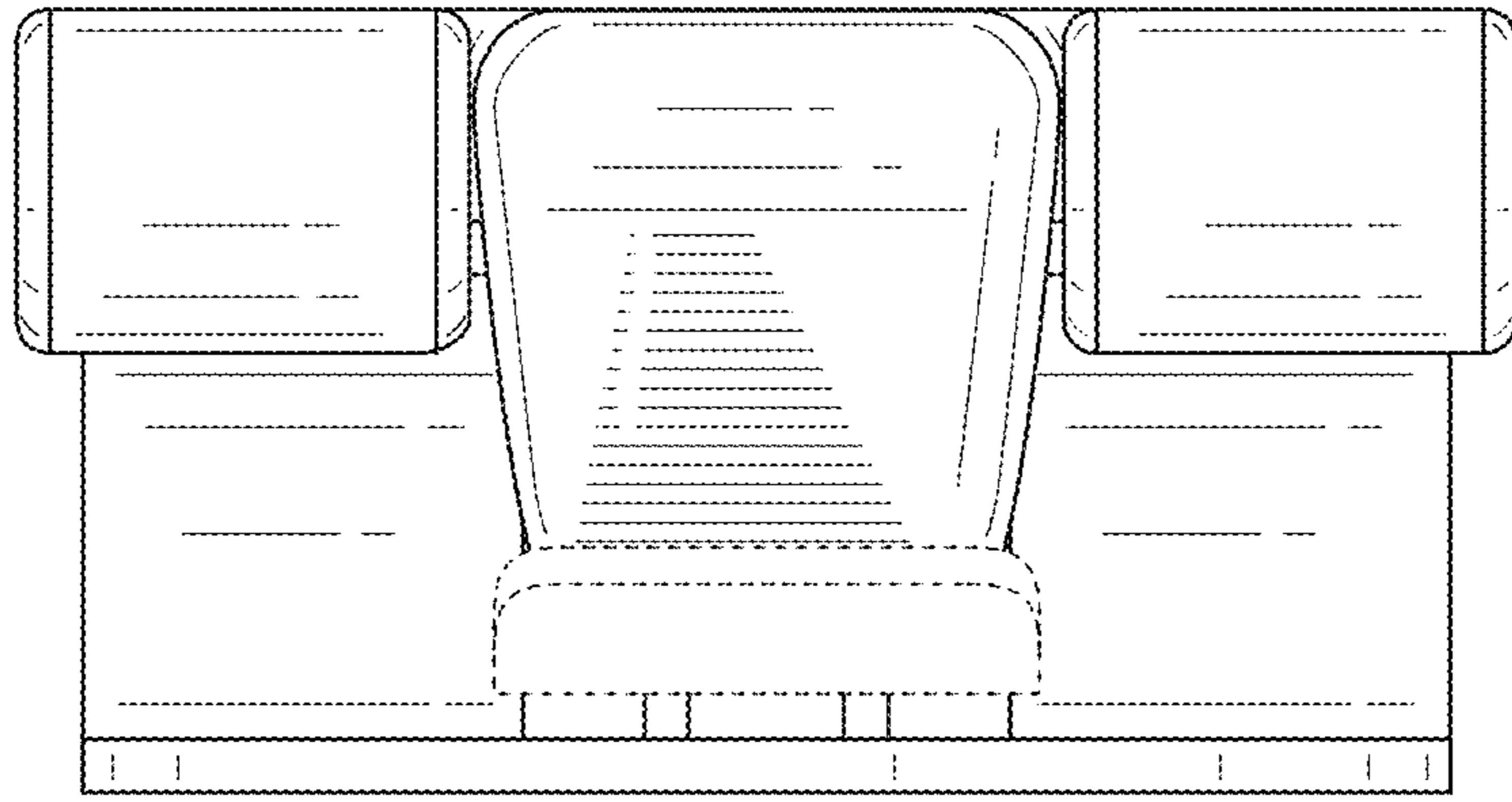


FIG. 6

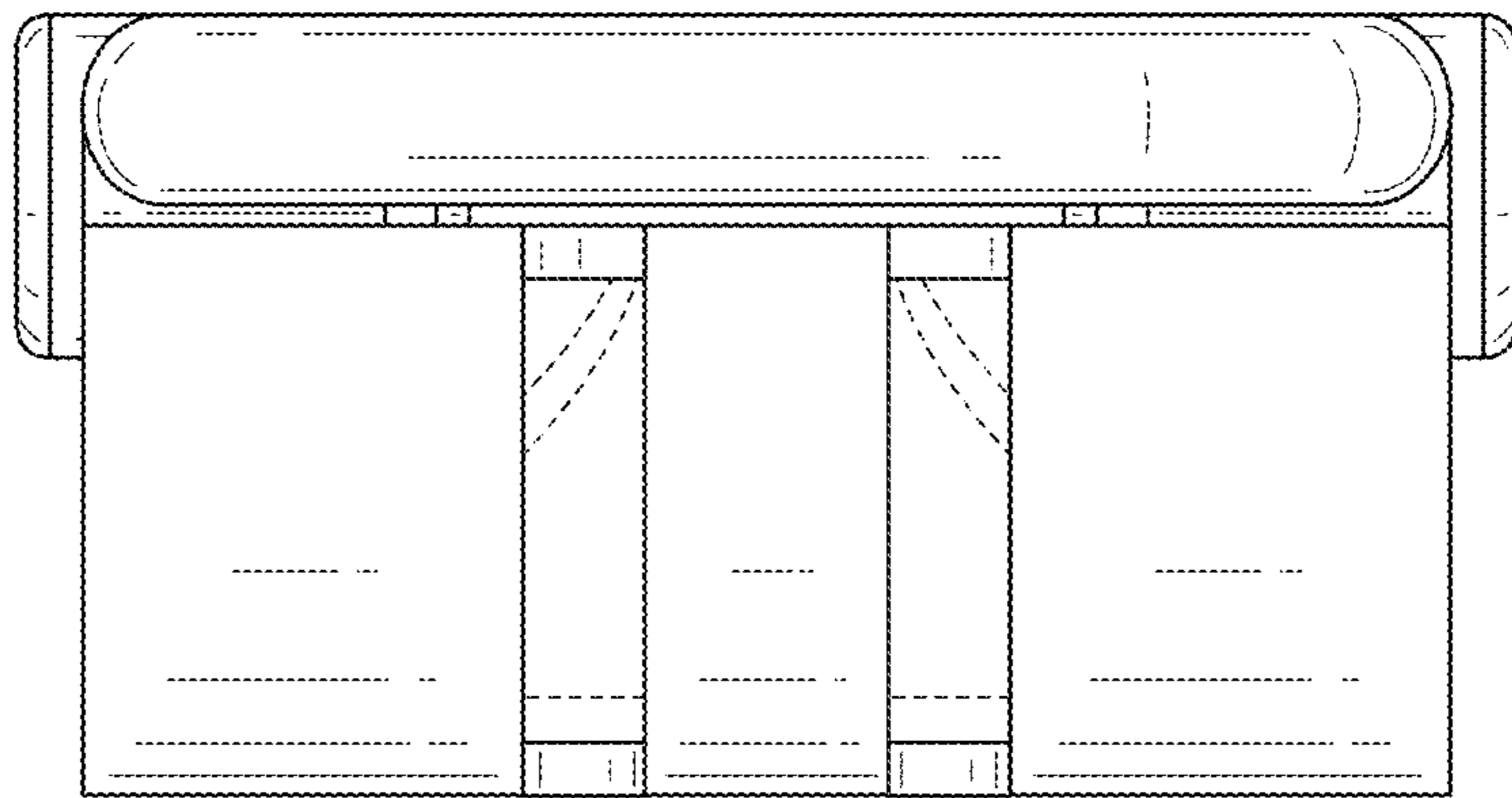


FIG. 7