



US00D777022S

(12) **United States Design Patent**
Barnett

(10) **Patent No.:** **US D777,022 S**
(45) **Date of Patent:** **** Jan. 24, 2017**

(54) **DEVICE CLIP**

(71) Applicant: **David B. Barnett**, Boulder, CO (US)

(72) Inventor: **David B. Barnett**, Boulder, CO (US)

(73) Assignee: **POPSOCKETS LLC**, Boulder, CO (US)

(**) Term: **14 Years**

(21) Appl. No.: **29/520,273**

(22) Filed: **Mar. 12, 2015**

(51) **LOC (10) Cl.** **08-08**

(52) **U.S. Cl.**
USPC **D8/394**

(58) **Field of Classification Search**
USPC D32/394-396; D14/400
CPC .. F16M 13/02; F16M 13/005; F16M 2200/00;
H01Q 1/24; H01Q 1/244; H05K
7/12; A63F 13/06

See application file for complete search history.

(56) **References Cited**

U.S. PATENT DOCUMENTS

- 2,026,454 A * 12/1935 Benzing F16B 21/186
301/5.21
- D209,167 S * 11/1967 Huffman D8/396
- 4,020,533 A * 5/1977 Darling F01N 13/1805
24/135 L
- 4,084,068 A * 4/1978 Lepik H05K 7/12
174/138 R
- 4,319,758 A * 3/1982 Nicholson F16J 15/3204
277/345
- 4,403,378 A * 9/1983 Engman F01N 13/1805
24/277
- D305,098 S * 12/1989 Crowle D3/216
- 5,197,841 A * 3/1993 Tanaka F16B 21/186
411/353
- 6,544,124 B2 * 4/2003 Ireland A63F 13/06
273/148 B
- D508,841 S * 8/2005 Jordan, Jr. D8/395
- D514,431 S * 2/2006 Tanaka D8/354
- D592,509 S * 5/2009 Lecoutre D9/434

- D597,828 S * 8/2009 Tanaka D8/354
- D601,412 S * 10/2009 Brown D8/395
- D615,131 S * 5/2010 Biheller D14/400
- D639,653 S * 6/2011 Kanda D9/434
- D641,797 S * 7/2011 Chen D14/400

(Continued)

FOREIGN PATENT DOCUMENTS

WO D046597 * 4/1999

OTHER PUBLICATIONS

Amazon.com: Anti Snoring Nose Clips Snore Stopper Sleep Device, website copyright 2016, https://www.amazon.com/Snoring-Clips-Stopper-Device-STCorps7/dp/B01D6UI93A/ref=sr_1_48?ie=UTF8&qid=1473552041&sr=8-48&keywords=electronic+device+clip, [site visited Sep. 10, 2016 8:02:58 PM].*

Amazon.com: Jwin Jhe45Sil Ultra Lightweight Ear-Clips For Digital Devices, review date Oct. 15, 2008, https://www.amazon.com/Sil-Lightweight-Ear-Clips-Discontinued-Manufacturer/dp/B000FCP33M/ref=sr_1_122?ie=UTF8&qid=1473552260&sr=8-122&keywords=electronic+device+clip, [site visited Sep. 10, 2016 8:06:01 PM].*

(Continued)

Primary Examiner — John Windmuller

Assistant Examiner — John R Yeh

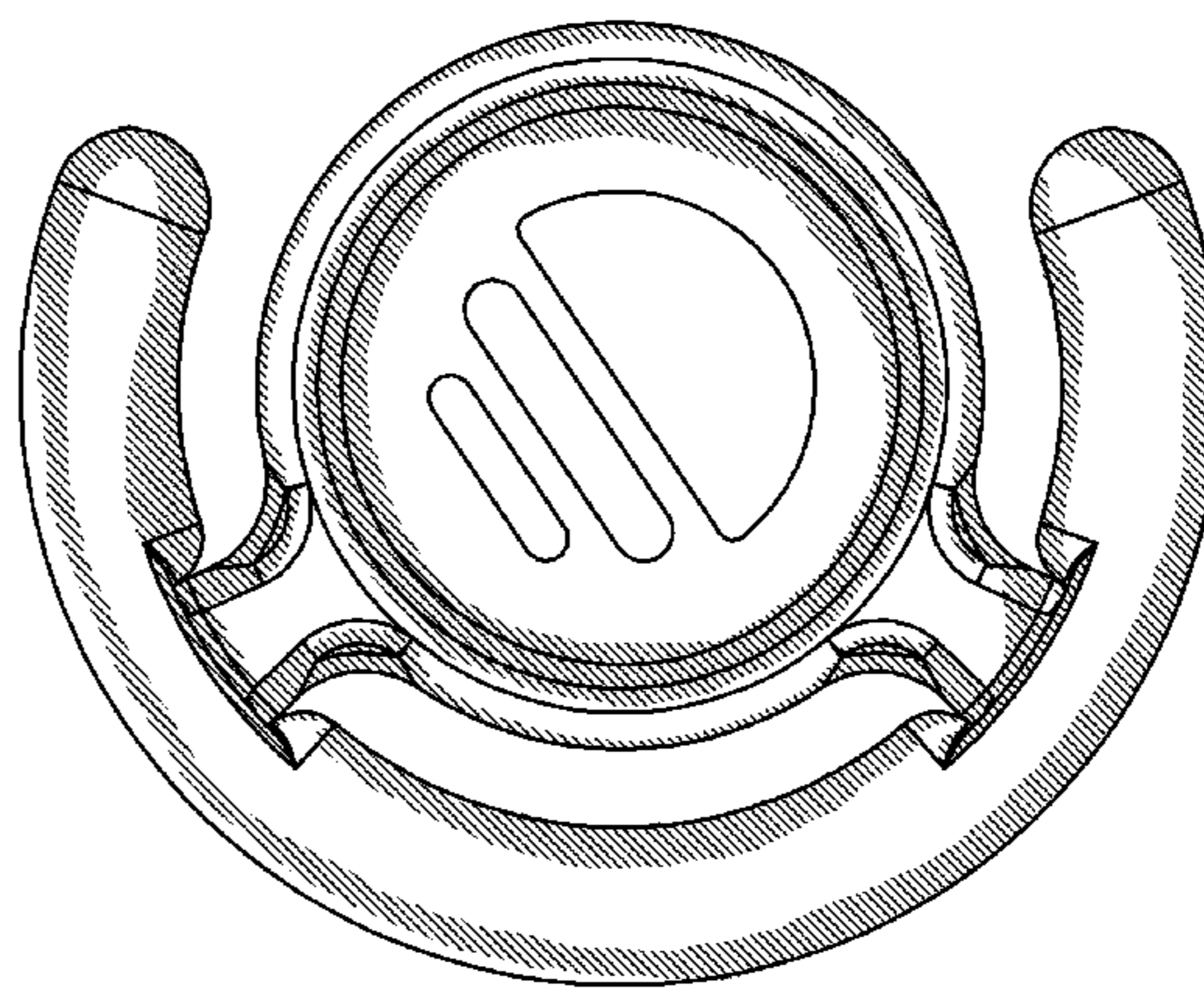
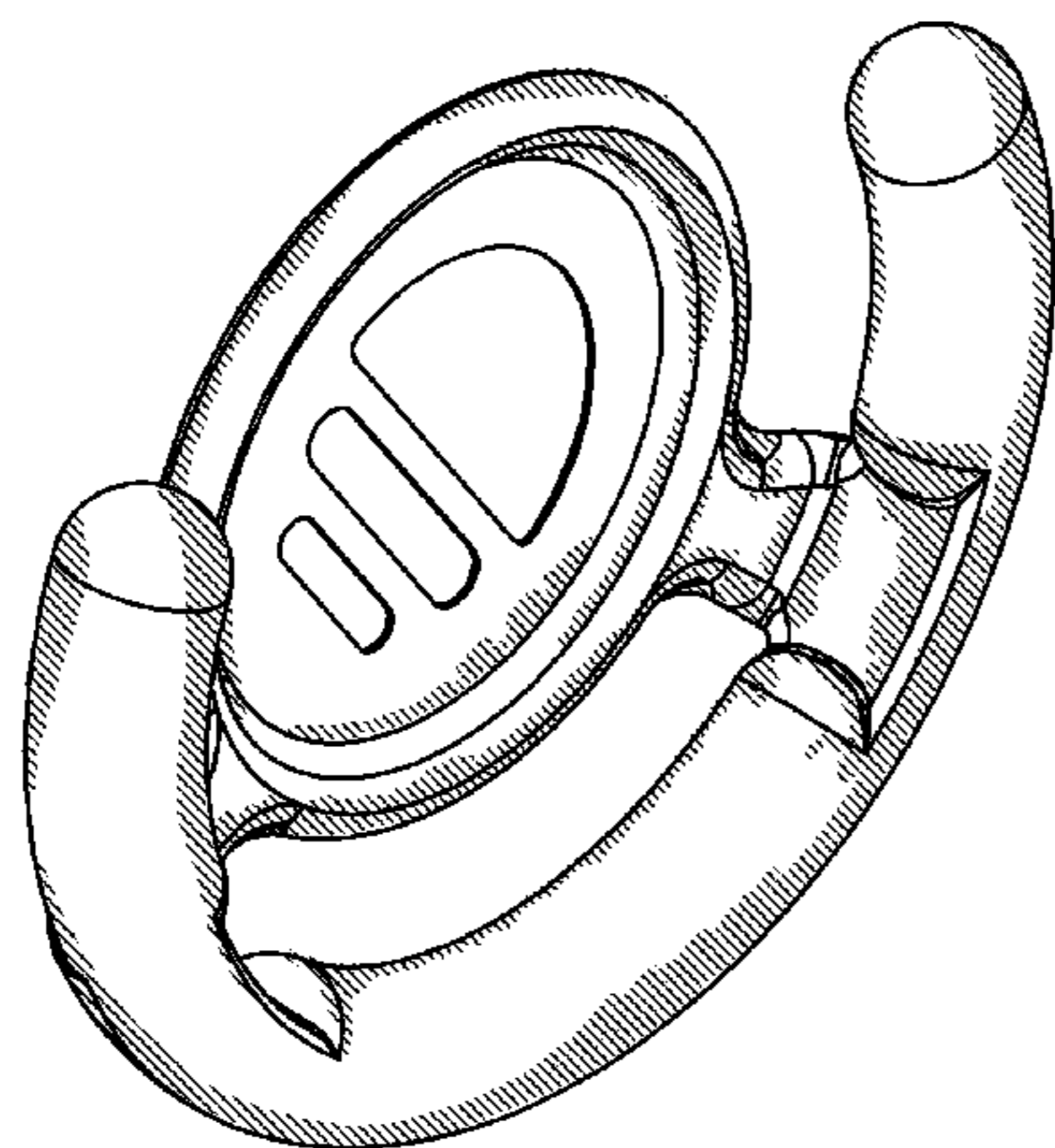
(57) **CLAIM**

The ornamental design for a device clip, as shown.

DESCRIPTION

FIG. 1 is a front isometric view of a device clip showing my new design;
FIG. 2 is a front elevational view thereof;
FIG. 3 is a rear elevational view thereof;
FIG. 4 is a top plan view thereof;
FIG. 5 is a bottom plan view thereof;
FIG. 6 is a left side elevational view thereof; and,
FIG. 7 is a right side elevational view thereof.

1 Claim, 3 Drawing Sheets



(56)

References Cited

U.S. PATENT DOCUMENTS

D658,719	S *	5/2012	Ikeda	D14/400
D661,715	S *	6/2012	Hickman	D15/143
D714,133	S *	9/2014	Kempshall	D8/395
9,151,323	B2 *	10/2015	Hickman	F16C 43/02
2003/0045352	A1 *	3/2003	Ireland	A63F 13/06
					463/37
2005/0255918	A1 *	11/2005	Riggs	A47C 3/16
					463/37
2006/0140395	A1 *	6/2006	Kim	A45F 5/02
					379/428.01
2007/0287537	A1 *	12/2007	Yu	A63F 13/06
					463/30
2014/0051518	A1 *	2/2014	Russo	G01C 17/30
					463/37

OTHER PUBLICATIONS

Steering Wheel On A White Stock Vector Illustration, Shutterstock website 2016, <http://www.shutterstock.com/pic-91104542/stock-vector-steering-wheel-on-a-white.html?src=-eSSaPXYou1PQI5K4Iv6DQ-1-76>, [site visited Sep. 10, 2016].*

Racing Style 310mm D Shape PU Alloy Black Sport Racing Steering Wheel | eBay, copyright 2016, <http://www.ebay.com/itm/Racing-Style-310mm-D-Shape-PU-Alloy-Black-Sport-Racing-Steering-Wheel/322032561606?hash=item4afaa2edc6:g:dUMAAOSwr7ZW3oX-&vxp=mtr>, site visited [Sep. 10, 2016 8:38:38 PM].*

* cited by examiner

FIG. 1

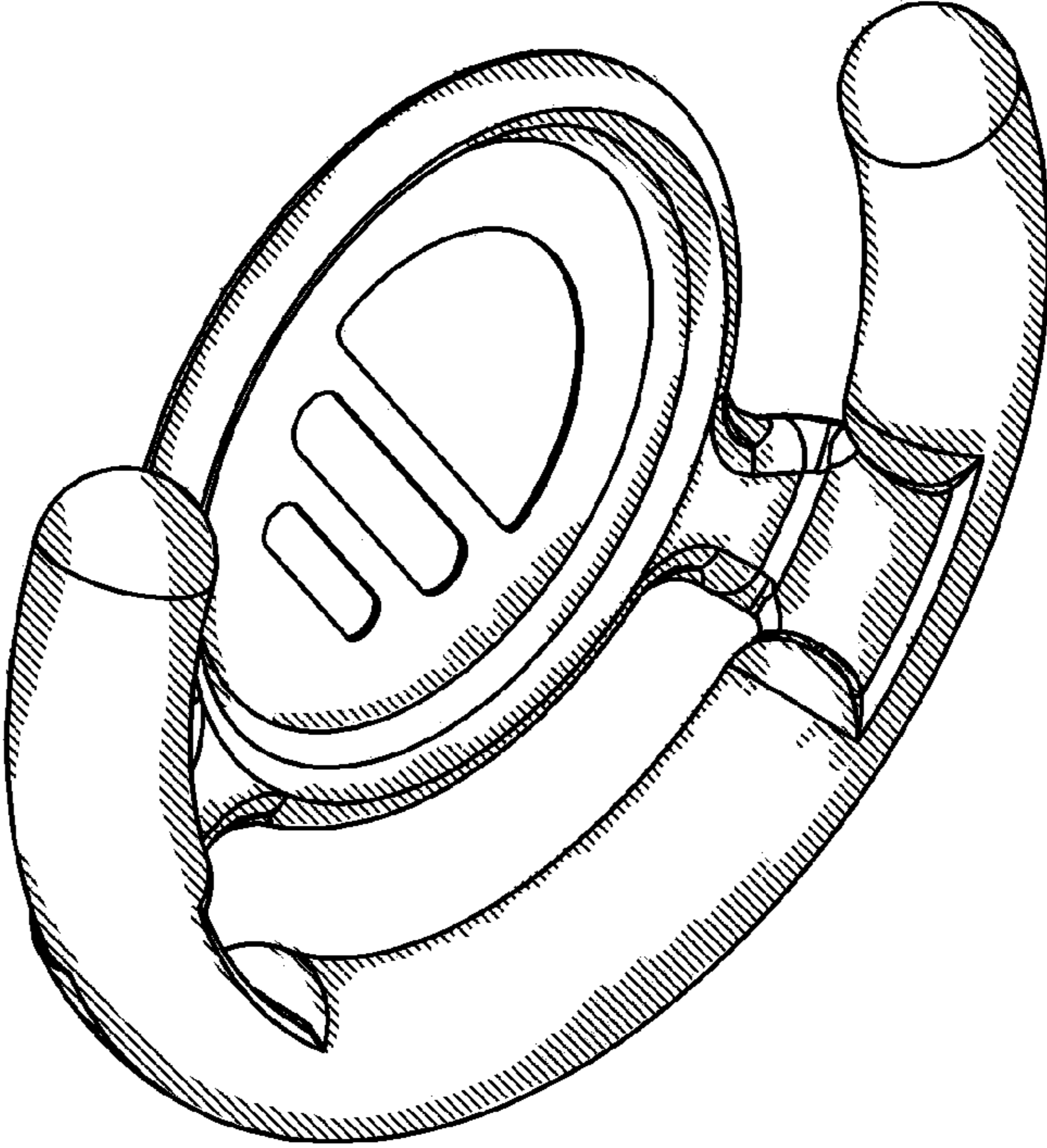


FIG. 2

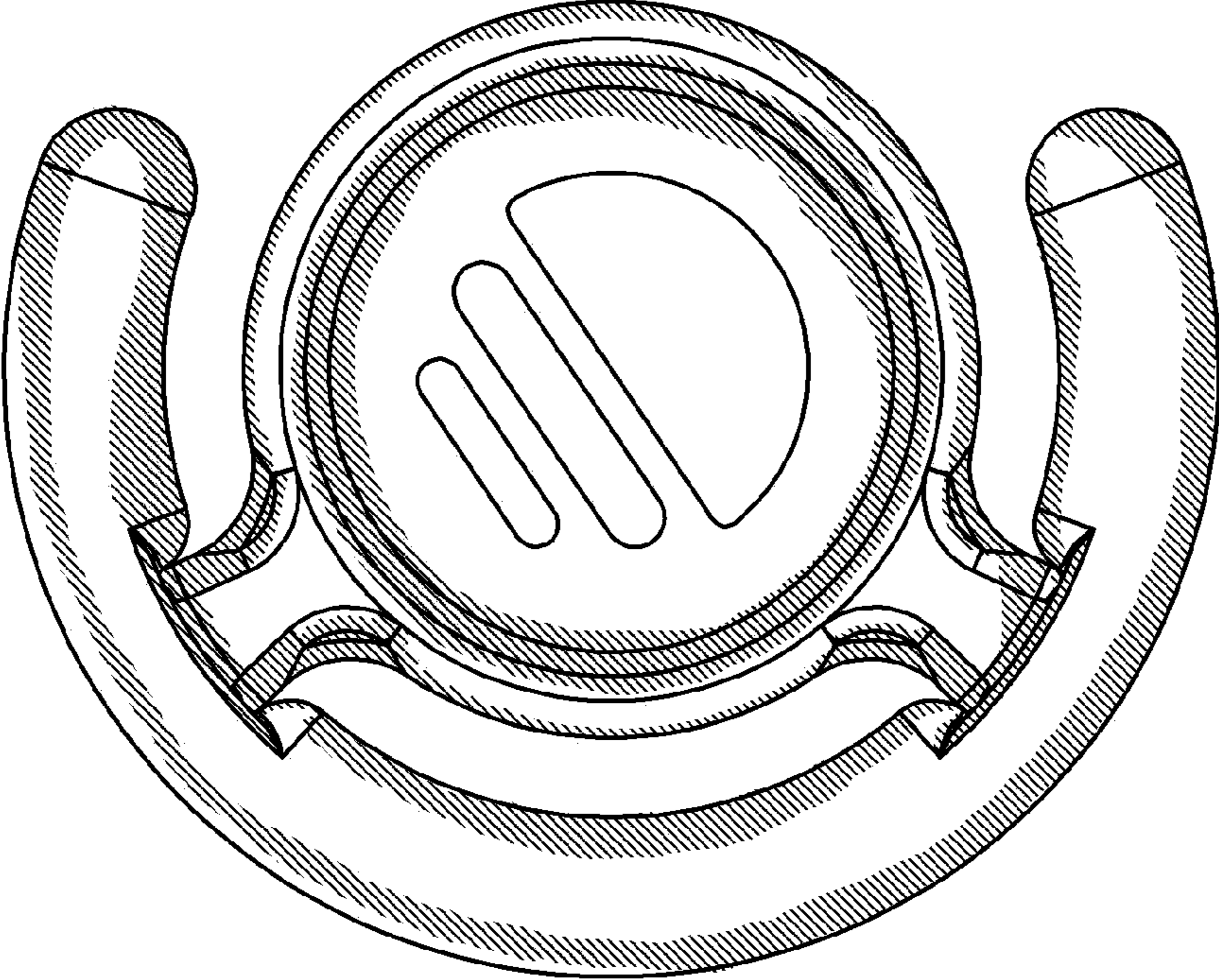


FIG. 3


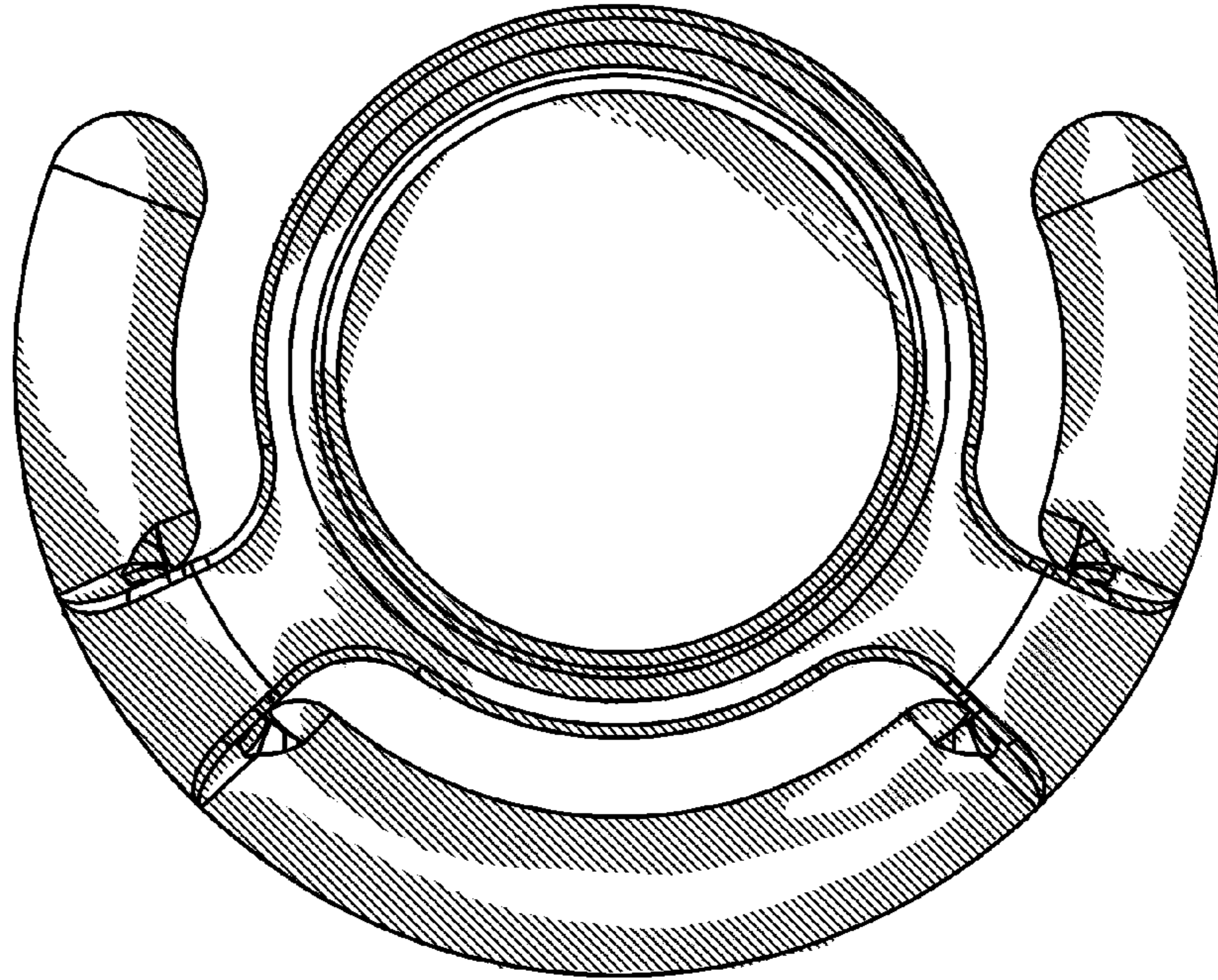


FIG. 4

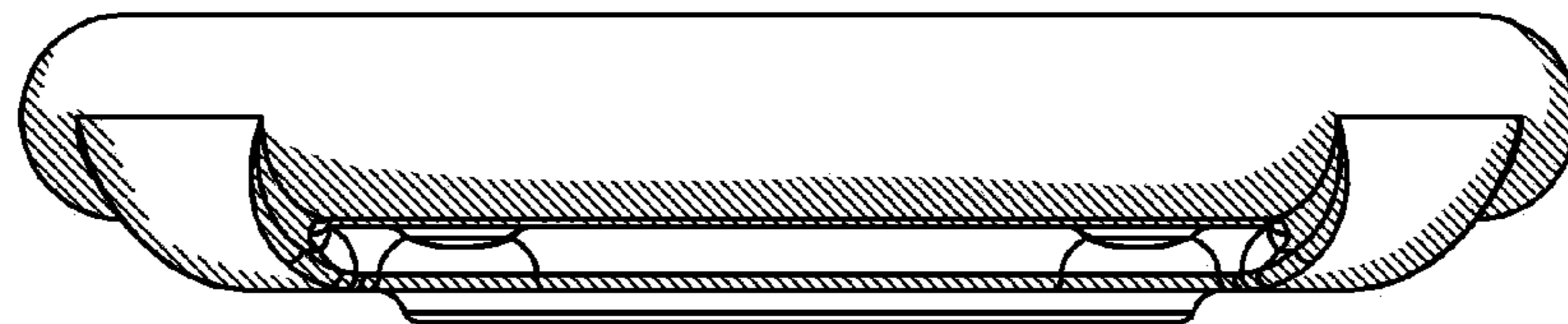


FIG. 5

FIG. 6

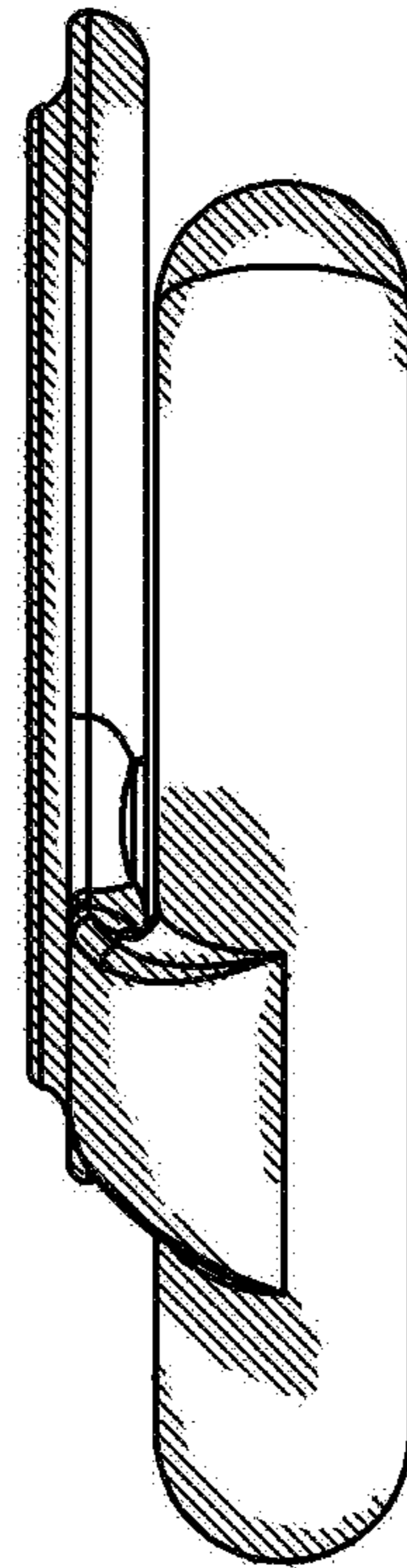


FIG. 7

