



US00D777016S

(12) **United States Design Patent** (10) **Patent No.:** **US D777,016 S**  
**Young et al.** (45) **Date of Patent:** **\*\* Jan. 24, 2017**

(54) **GASKET HAVING RAISED SEALING SURFACE PATTERN**

(71) Applicant: **Garlock Sealing Technologies, LLC**, Palmyra, NY (US)

(72) Inventors: **Joseph D. Young**, Palmyra, NY (US); **Stefan Pitolaj**, Palmyra, NY (US); **Aydin Aykanat**, Palmyra, NY (US); **Earl J. Rogalski**, Palmyra, NY (US)

(73) Assignee: **GARLOCK SEALING TECHNOLOGIES, LLC**, Palmyra, NY (US)

(\*\*) Term: **14 Years**

(21) Appl. No.: **29/520,074**

(22) Filed: **Mar. 11, 2015**

(51) **LOC (10) Cl.** ..... **08-05**

(52) **U.S. Cl.**  
USPC ..... **D8/354; D23/269**

(58) **Field of Classification Search**  
USPC ..... D23/249, 259, 260, 261, 262, 266, 269; D5/2, 3, 4, 54; D8/499; 285/95, 113, 285/133.21, 232, 351; 277/351-355, 372  
CPC ..... F16J 15/06; F16J 15/061; F16J 15/0893  
See application file for complete search history.

(56) **References Cited**

U.S. PATENT DOCUMENTS

306,293 A	10/1884	Tennant et al.
530,694 A	12/1894	Kruger
871,178 A	11/1907	Ostrander
2,307,440 A	1/1943	Wilson
3,032,062 A	5/1962	Blahnik
3,362,735 A	1/1968	Maxeiner
3,656,769 A	4/1972	Jelinek et al.
3,836,183 A	9/1974	Battle
3,837,657 A	9/1974	Farnam et al.
3,930,656 A	1/1976	Jelinek

4,109,923 A	8/1978	Tuckmantel
4,114,908 A	9/1978	Nicholson
4,650,362 A	3/1987	Kubo
4,762,172 A	8/1988	Grehier et al.
4,880,669 A	11/1989	Dorn et al.
5,401,814 A	3/1995	Schomaker et al.
5,510,069 A	4/1996	Schuppler et al.
5,693,231 A	12/1997	Johnson et al.

(Continued)

FOREIGN PATENT DOCUMENTS

CN	101454599 A	6/2009
EP	1566582 A1	8/2005

(Continued)

OTHER PUBLICATIONS

Extended European Search Report for Application No. EP 12 84 6866 dated Mar. 19, 2015 (3 pages).

*Primary Examiner* — Lakiya Rogers

*Assistant Examiner* — Harold Blackwell, II

(74) *Attorney, Agent, or Firm* — Perkins Coie LLP

(57) **CLAIM**

The ornamental design for a gasket having raised sealing surface pattern, as shown and described.

**DESCRIPTION**

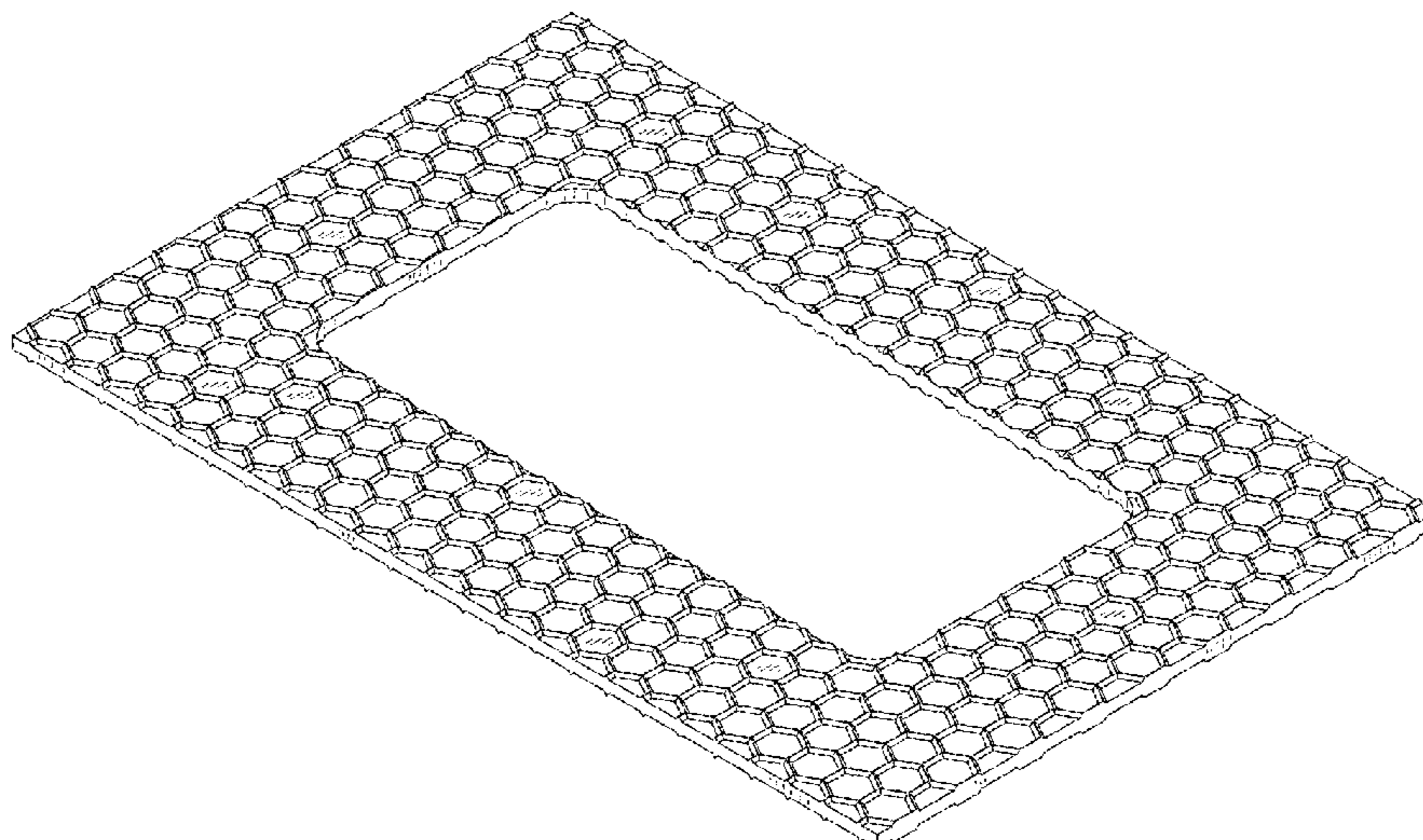
FIG. 1 is a front perspective view of the gasket having raised sealing surface pattern;

FIG. 2 is a top plan view of the gasket, which is identical to a bottom plan view of the gasket having raised sealing surface pattern;

FIG. 3 is a front side elevation view of the gasket, which is identical to a rear side elevation view of the gasket having raised sealing surface pattern; and,

FIG. 4 is a right side elevation view of the gasket, which is identical to a left side elevation view of the gasket having raised sealing surface pattern.

**1 Claim, 3 Drawing Sheets**



(56)

References Cited

U.S. PATENT DOCUMENTS

5,700,015 A 12/1997 Tensor  
 5,868,399 A 2/1999 Schluter  
 5,992,857 A 11/1999 Ueda et al.  
 6,530,575 B2 3/2003 Poquet et al.  
 6,588,767 B2 7/2003 Kane  
 6,790,394 B2 9/2004 Kim et al.  
 6,981,704 B2 1/2006 Okazaki et al.  
 7,361,398 B2 4/2008 Dove  
 7,786,028 B2 8/2010 Souther et al.  
 7,905,498 B2 3/2011 Dempsey et al.  
 8,161,711 B2 4/2012 Steed et al.  
 8,931,827 B2\* 1/2015 Coon ..... E05D 5/02  
 296/187.02  
 D732,149 S 6/2015 Young et al.  
 D734,806 S \* 7/2015 Boerup ..... D16/237  
 D738,473 S \* 9/2015 Young ..... D23/269  
 D740,401 S \* 10/2015 Young ..... D23/269  
 D743,009 S \* 11/2015 Young ..... D23/269  
 D753,275 S \* 4/2016 Young ..... D23/269  
 D758,728 S \* 6/2016 Young ..... D3/269  
 D759,218 S \* 6/2016 Young ..... D23/269  
 D759,219 S \* 6/2016 Young ..... D23/269  
 2002/0050692 A1 5/2002 Nishimuro et al.  
 2005/0127615 A1 6/2005 Matsuki et al.  
 2005/0280214 A1 12/2005 Richards  
 2006/0266642 A1 11/2006 Akle et al.  
 2007/0075505 A1 4/2007 Itoli et al.  
 2007/0122679 A1 5/2007 Hayashi et al.  
 2007/0154769 A1 7/2007 Kuroki et al.

2007/0228668 A1 10/2007 Dempsey et al.  
 2007/0241517 A1\* 10/2007 Olson ..... F16J 15/122  
 277/628  
 2008/0280040 A1 11/2008 Barrall et al.  
 2008/0309027 A1 12/2008 Rogeon et al.  
 2009/0029231 A1 1/2009 Hood et al.  
 2010/0186740 A1 7/2010 Lewis et al.  
 2010/0253012 A1 10/2010 Zhuang et al.  
 2010/0276125 A1 11/2010 Krantz et al.  
 2011/0101627 A1 5/2011 Labrenz et al.  
 2012/0025420 A1 2/2012 Utashiro et al.  
 2013/0062837 A1 3/2013 Sasaki  
 2013/0228984 A1\* 9/2013 Watanabe ..... F16J 15/104  
 277/654  
 2013/0341874 A1 12/2013 Aykanat et al.

FOREIGN PATENT DOCUMENTS

FR 2367960 A1 5/1978  
 JP S56-21650 U 2/1981  
 JP S58-123963 U 8/1983  
 JP S63-19548 U 2/1988  
 JP 08-240271 A 9/1996  
 JP 11-037294 A 2/1999  
 JP 2002-156044 A 5/2002  
 JP 2007-092904 A 4/2007  
 JP 2008-223946 A 9/2008  
 JP 2009-531636 A 9/2009  
 JP 2009-299903 A 12/2009  
 JP 2010-138972 A 6/2010  
 WO WO-2007-126978 A2 11/2007

\* cited by examiner



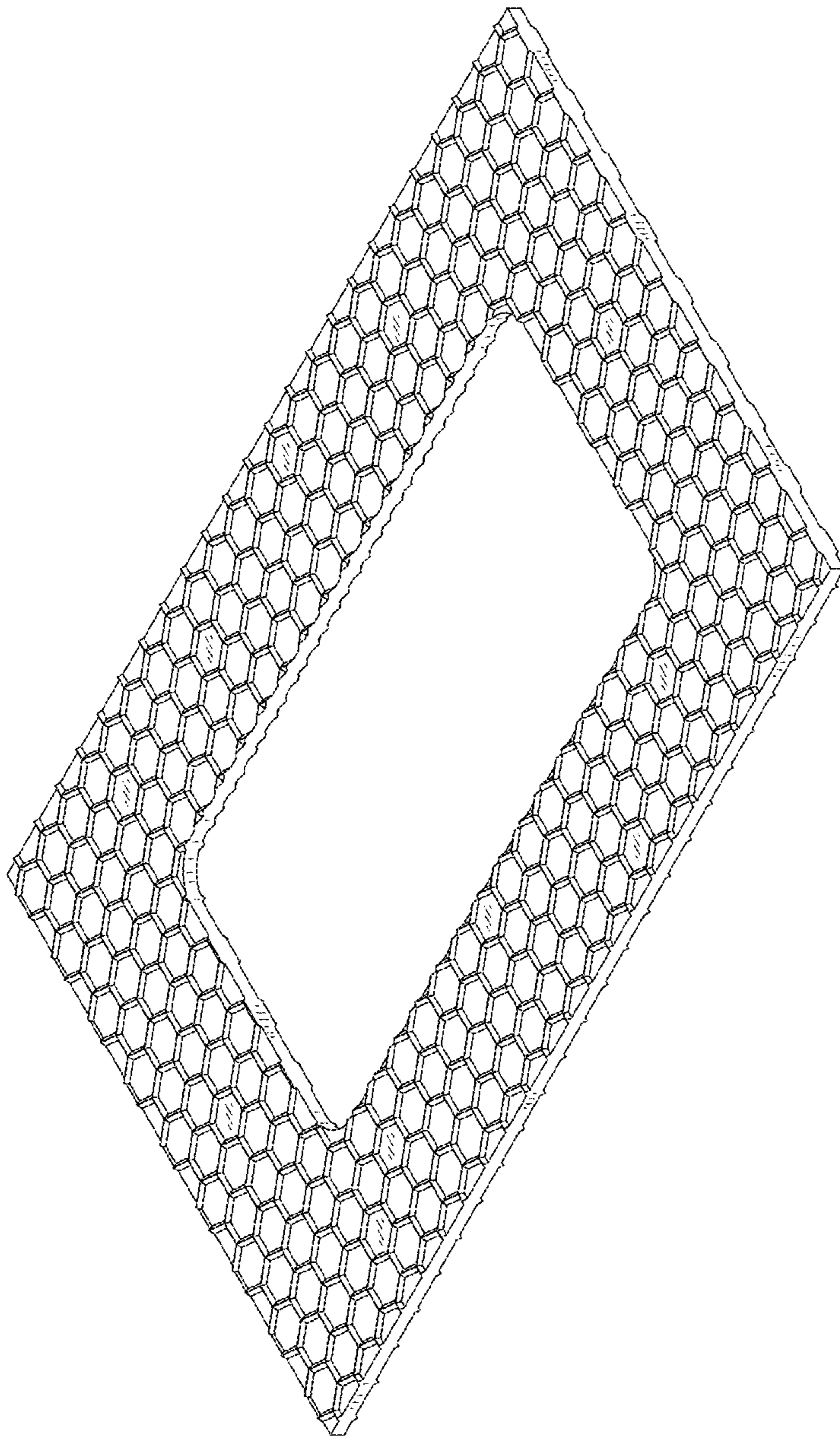


FIG.1




FIG.2




FIG.3




FIG.4