



US00D777008S

(12) **United States Design Patent** (10) **Patent No.:** **US D777,008 S**
Nesbitt (45) **Date of Patent:** **** Jan. 24, 2017**

(54) **BRAKE BIAS ADJUSTER KNOB**
(71) Applicant: **Innovatech LLC**, Chicago, IL (US)
(72) Inventor: **Bruce Nesbitt**, Chicago, IL (US)
(73) Assignee: **Innovatech, LLC**, Chicago, IL (US)
(**) Term: **15 Years**

(21) Appl. No.: **29/563,546**
(22) Filed: **May 5, 2016**

Related U.S. Application Data

(63) Continuation of application No. 29/534,686, filed on Jul. 30, 2015, now Pat. No. Des. 758,825.

(51) **LOC (10) Cl.** **08-06**

(52) **U.S. Cl.**
USPC **D8/310**; D8/312

(58) **Field of Classification Search**
USPC D8/107, 300-302, 307, 312, 321, 338, D8/343, 397, 399; D7/393-396; 292/336.3; 74/551.8, 551.9, 553, 554, 74/555, 556, 557; 70/177; 16/110.1, 413, 16/414, 415, 417, 422, 426; D23/249, 250
CPC Y10T 16/469; Y10T 16/44; Y10T 74/2084; Y10T 74/20828; Y10T 74/20822; Y10T 74/20864; Y10T 292/444; Y10T 292/432; Y10T 292/42; Y10T 16/4713; Y10T 16/4707; Y10T 16/476; Y10T 16/506; Y10T 74/20876; Y10T 16/4559; Y10T 292/0902; Y10T 292/1028; Y10T 16/459; Y10T 292/702; Y10T 292/0934; Y10T 137/7069; Y10T 292/1083; Y10T 403/7062; Y10T 292/1078; Y10T 292/1024; Y10T 74/20396; Y10T 292/0968; Y10T 292/1085;

(Continued)

(56) **References Cited**

U.S. PATENT DOCUMENTS

1,692,605 A 11/1928 Wolf
2,444,485 A 7/1948 Aitcheson
2,532,970 A 12/1950 Van Dyke

(Continued)

OTHER PUBLICATIONS

Pegasus Auto Racing Supplies, Tilton Dual Pedail Asmy 5.5 Ratio, Overhung Mt, Aluminum, Printed from https://www.pegasusautomcing.com/productdetails.asp?RecId=6395&utm_source=Google . . . on Oct. 5, 2013 (1 Page).

(Continued)

Primary Examiner — Derrick Holland

Assistant Examiner — Lauren Calve

(74) *Attorney, Agent, or Firm* — Neal, Gerber & Eisenberg LLP

(57) **CLAIM**

The ornamental design for a brake bias adjuster knob, as shown and described.

DESCRIPTION

FIG. 1 is a top perspective view of a brake bias adjuster knob of my new design.

FIG. 2 is a bottom perspective view of the brake bias adjuster knob of FIG. 1.

FIG. 3 is a front view of the brake bias adjuster knob of FIG. 1, the rear view being a mirror image thereof.

FIG. 4 is a left side view of the brake bias adjuster knob of FIG. 1, the right side view being a mirror image thereof.

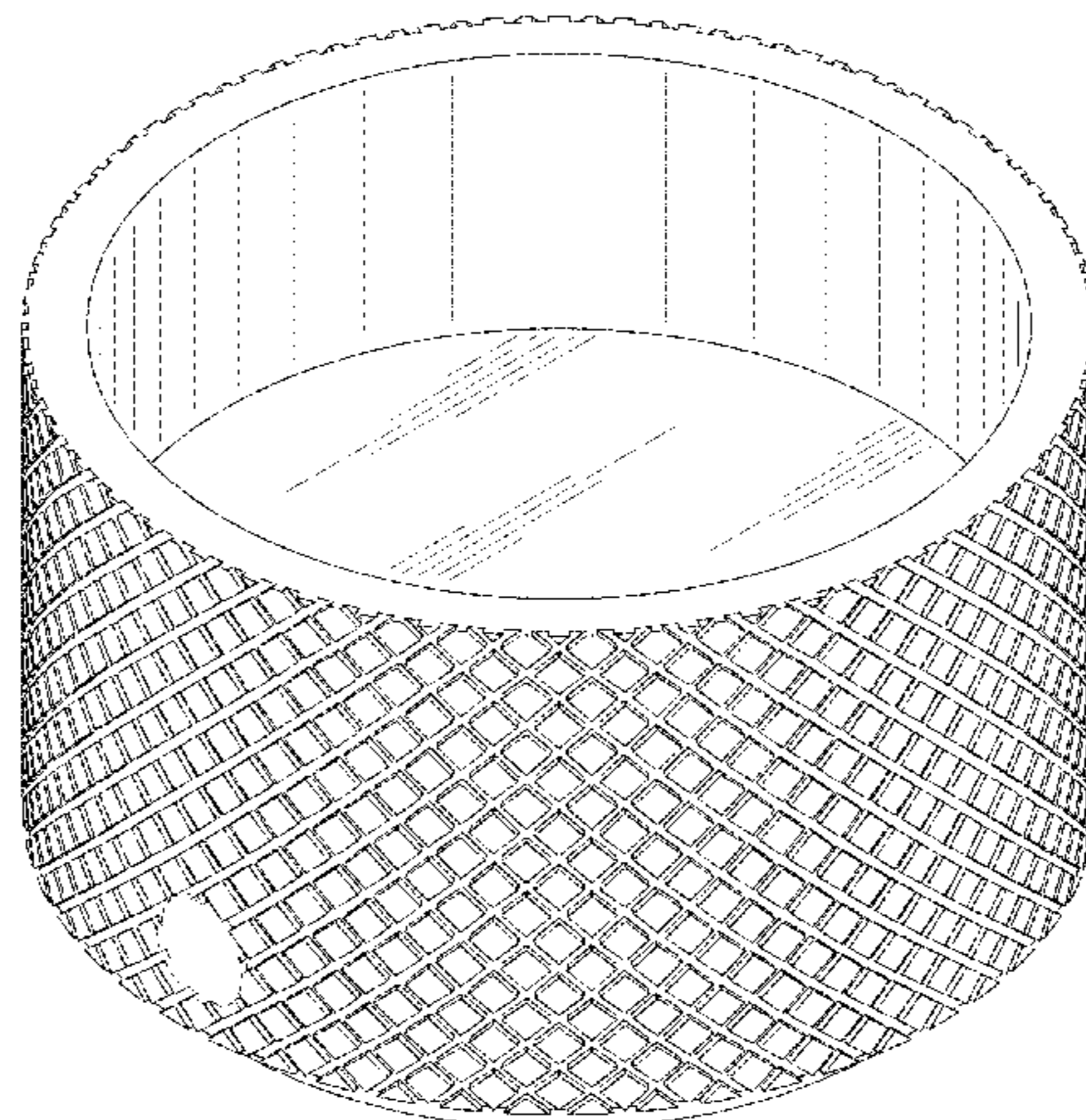
FIG. 5 is a top view of the brake bias adjuster knob of FIG. 1.

FIG. 6 is a bottom view of the brake bias adjuster knob of FIG. 1; and,

FIG. 7 is a cross-sectional view of the brake bias adjuster knob of FIG. 1 taken substantially through line VII-VII of FIG. 3.

The broken lines shown represent unclaimed subject matter and form no part of the claimed design.

1 Claim, 7 Drawing Sheets



(58) **Field of Classification Search**
 CPC Y10T 292/1061; Y10T 292/1047;
 Y10T 292/854; Y10T 403/60; Y10S 16/30
 See application file for complete search history.

(56) **References Cited**

U.S. PATENT DOCUMENTS

2,539,575	A	1/1951	George	
2,658,395	A	11/1953	Coates	
2,746,417	A	5/1956	McCord et al.	
2,773,437	A *	12/1956	Knauf	G03B 9/08 116/213
2,805,636	A	9/1957	Smith	
2,980,055	A	4/1961	Burns	
3,136,294	A	6/1964	Arnold et al.	
3,895,600	A	7/1975	DeLong	
3,934,939	A	1/1976	Hida	
3,949,702	A	4/1976	DeLong	
3,991,702	A	11/1976	Taylor	
4,016,755	A	4/1977	Anderberg et al.	
D167,618	S	9/1982	Coran	
D291,053	S	7/1987	Decursu	
4,776,438	A	10/1988	Schandelmeier	
D343,348	S	1/1994	Ito	
D377,745	S *	2/1997	Laun	D8/107
5,646,849	A	7/1997	Walenty et al.	
5,697,260	A	12/1997	Rixon et al.	
D398,214	S *	9/1998	Yui	D8/312
5,819,593	A	10/1998	Rixon et al.	
5,950,245	A	9/1999	Binduga	
D417,827	S *	12/1999	Gillman	D8/14
6,154,928	A *	12/2000	Thom	E05B 1/0053 16/413
6,357,291	B1	3/2002	Jenness et al.	
6,516,683	B2	2/2003	Sundaresan et al.	
D472,947	S	4/2003	Wu	
D475,270	S *	6/2003	Loyd	D8/312
D480,950	S *	10/2003	Lubeck	D8/382
D514,420	S	2/2006	Xu	
D520,861	S	5/2006	Jornod	
7,203,998	B2 *	4/2007	Howie, Jr.	G05G 1/105 16/414
D560,110	S	1/2008	Ricereto	
7,742,248	B2	6/2010	Nussbaum	
D627,338	S	11/2010	Koss	

D677,248	S	3/2013	Yoon	
D679,774	S	4/2013	Burzel et al.	
D731,872	S *	6/2015	White	D8/331
D758,825	S *	6/2016	Nesbitt	D8/310
2002/0166408	A1	11/2002	Willemsen	
2003/0056615	A1	3/2003	Oberheide et al.	
2005/0016319	A1	1/2005	Kiczek et al.	
2005/0160869	A1	7/2005	Willemsen et al.	
2006/0048341	A1 *	3/2006	Koller	G06F 3/0362 16/413
2006/0266190	A1	11/2006	Saitou et al.	
2011/0063820	A1	3/2011	Wang	
2012/0154907	A1 *	6/2012	Schmitt	F41G 1/38 359/399
2013/0236235	A1 *	9/2013	Johnson, Sr.	F16C 11/04 403/53
2014/0013897	A1	1/2014	Clauss et al.	
2015/0331441	A1	11/2015	Ho	

OTHER PUBLICATIONS

Ebay, Remote Brake Bias Cable and Adjuster System RS Group 4, Escort Rally Locost F2, Printed from <http://www.ebay.com/itm/161095790872> on Oct. 5, 2013 (3 Pages).
 Installation Instructions for Premium Remote Bias Adjuster, Published by Tilton Engineering, Available prior to Nov. 25, 2014 (1 Page).
 Brake Balance or Brake Bias, Published by Technical F1 Dictionary, Available prior to Nov. 25, 2014 (3 Pages).
 AbsoluteHobbyz.com, Buku Brake Bias Tool, Published prior to Nov. 25, 2014 (2 Pages).
 Ebay Picture, New Nascar Tilton Brake Pedal Balance Bar, Printed from <http://www.ebay.com/itm/NEW-NASCAR-TILTON-BRAKE-PEDAL-BALANCE-BAR> . . . on Nov. 17, 2013 (1 Page).
 Ebay Picture, Tilton Brake Remote Bias Adjuster, Printed from <http://i.ebayimg.com/t/tilton-brake-remote-bias-adjuster-imca-nascar-ump-sprint-car-00/> . . . on Nov. 17, 2013 (1 Page).
 Logitech Driving Force GT Wheel for PS3, PS2 & PC, Available prior to Nov. 25, 2014 (7 Pages).
 BuKu Performance Products Brake Bias Gauge, Available prior to Nov. 25, 2014 (4 Pages).
 Knob, Available prior to Nov. 25, 2014 (1 Page).
 Brakeometer Alcon device, Available prior to Nov. 25, 2014 (1 Page).

* cited by examiner

FIG. 1

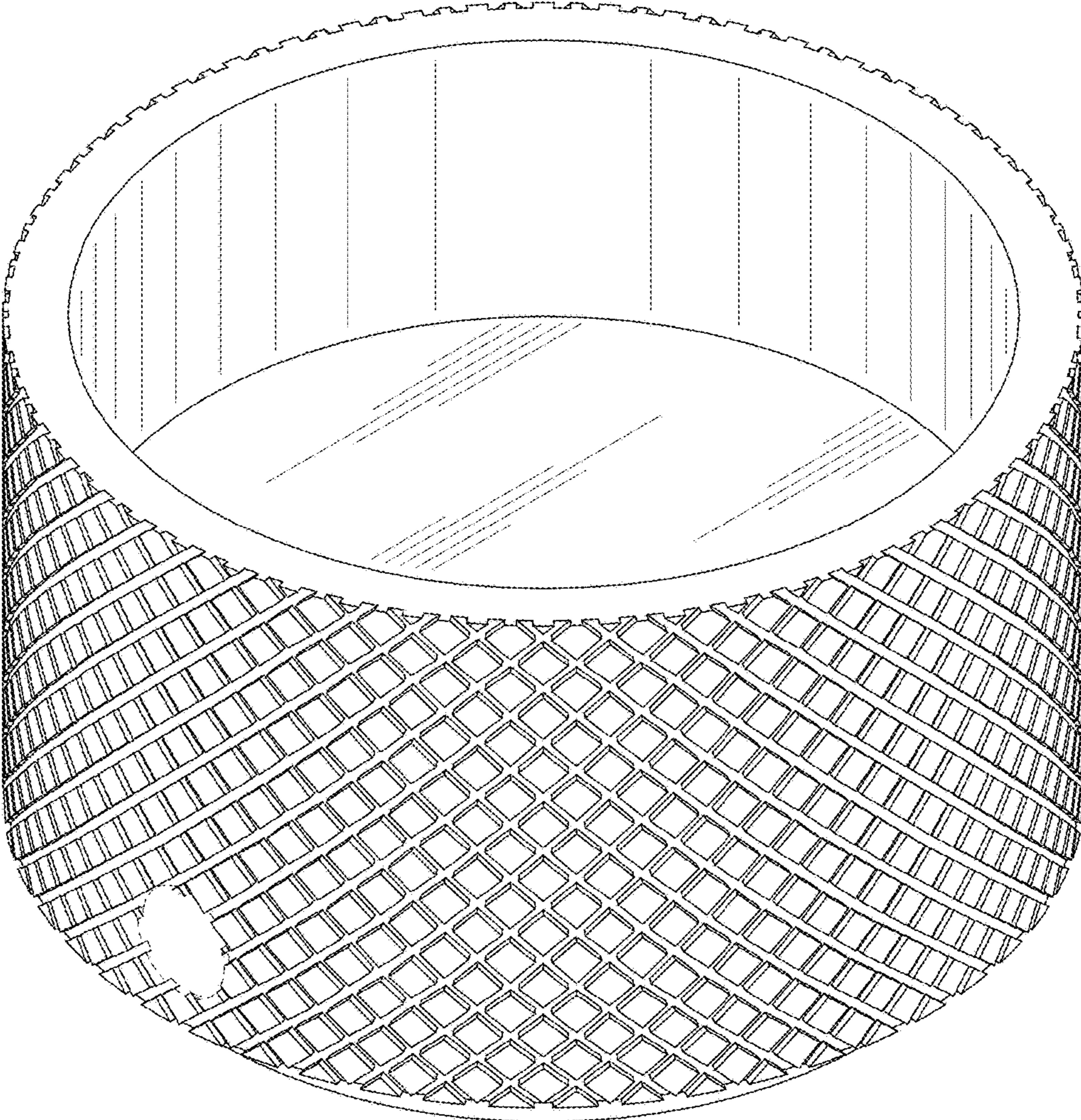


FIG. 2

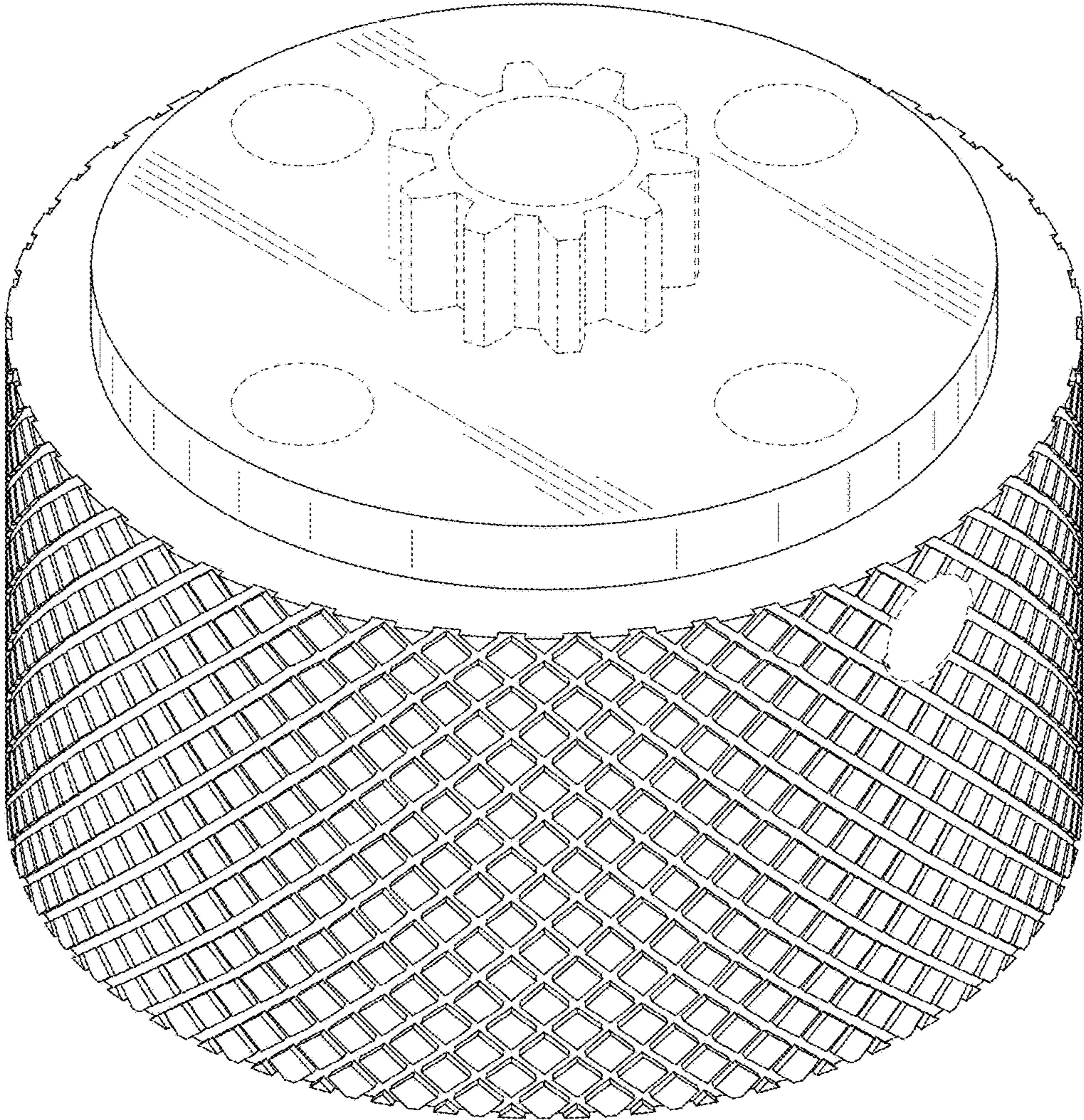


FIG. 3

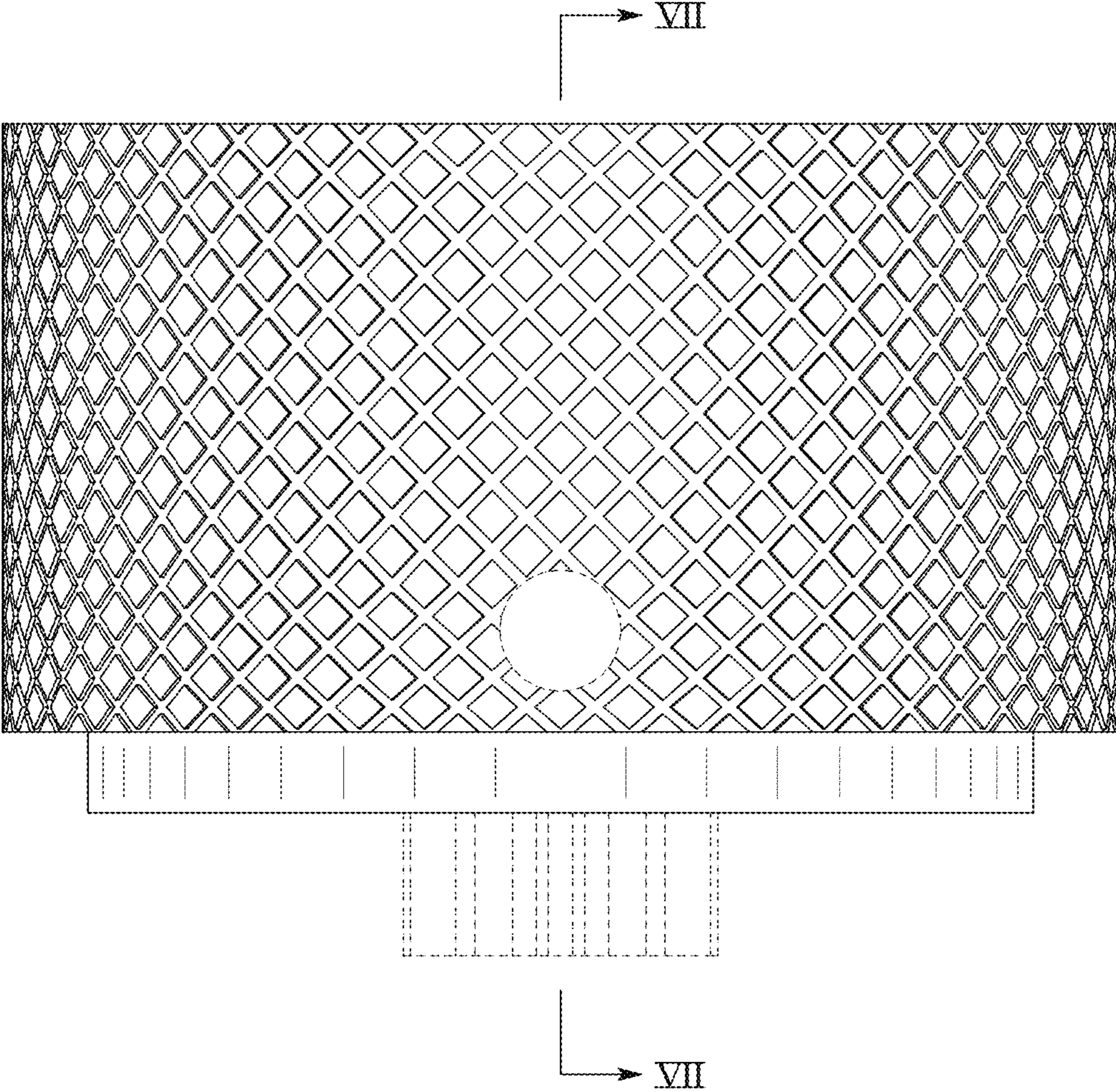


FIG. 4

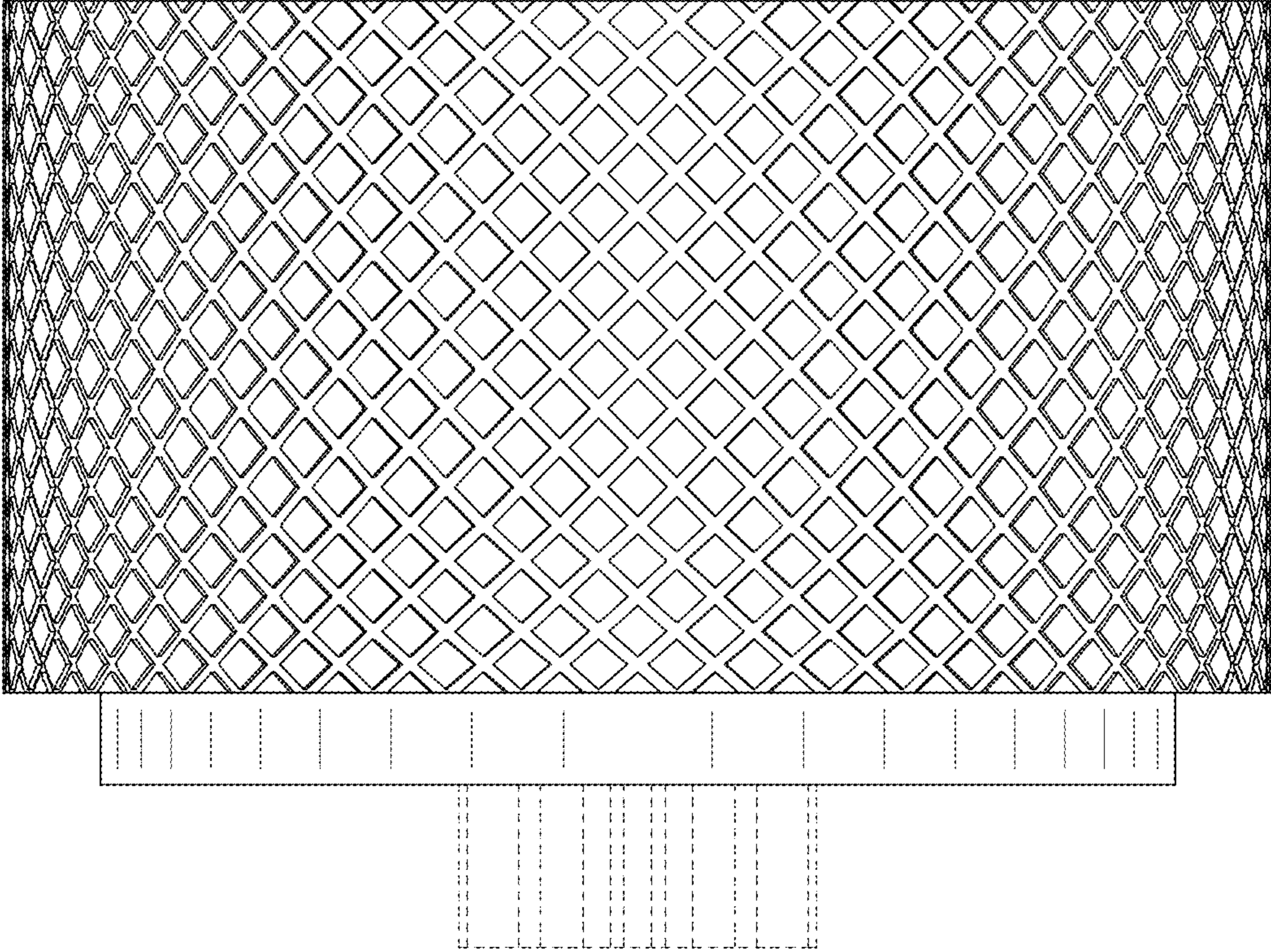


FIG. 5

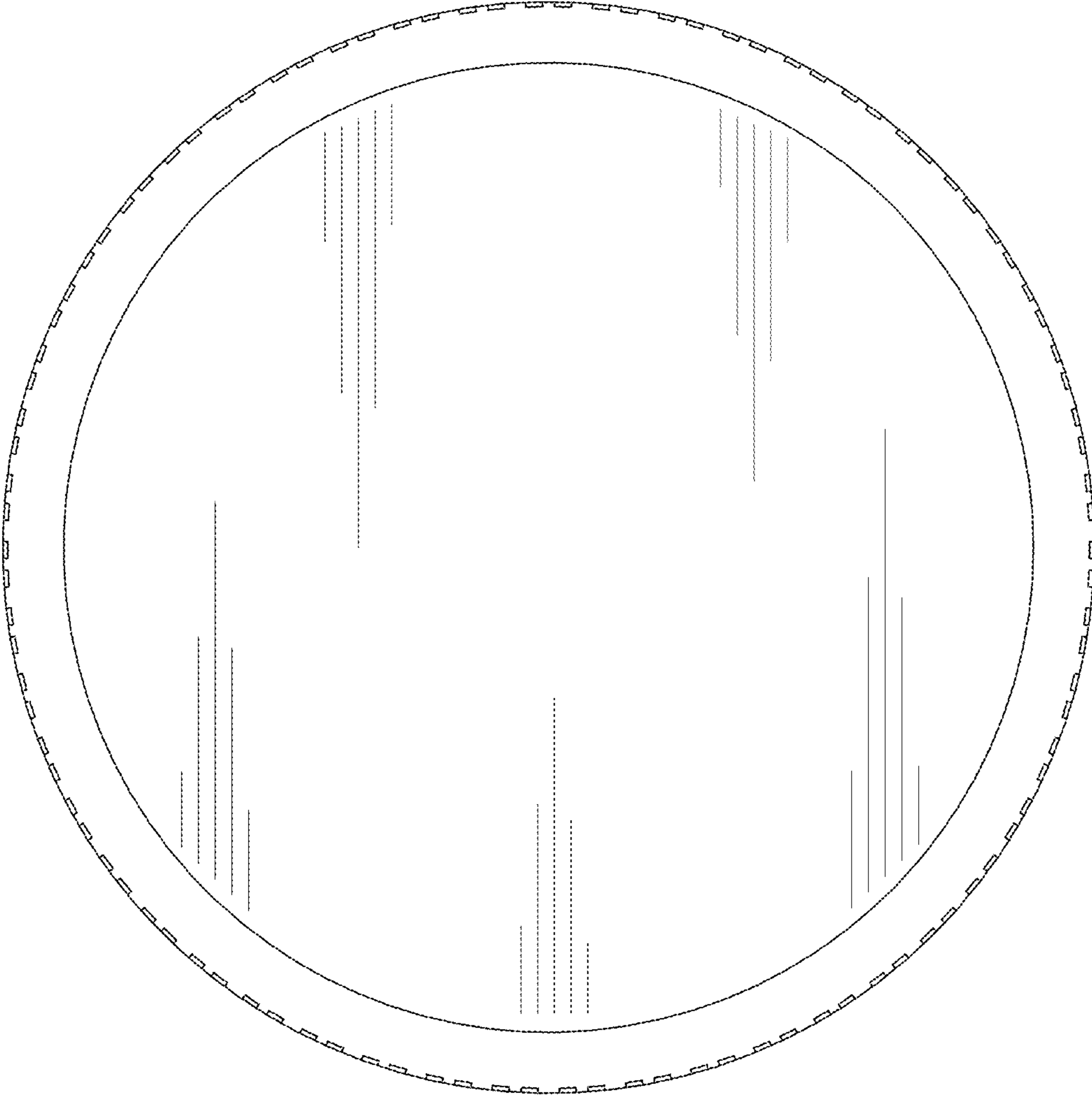


FIG. 6

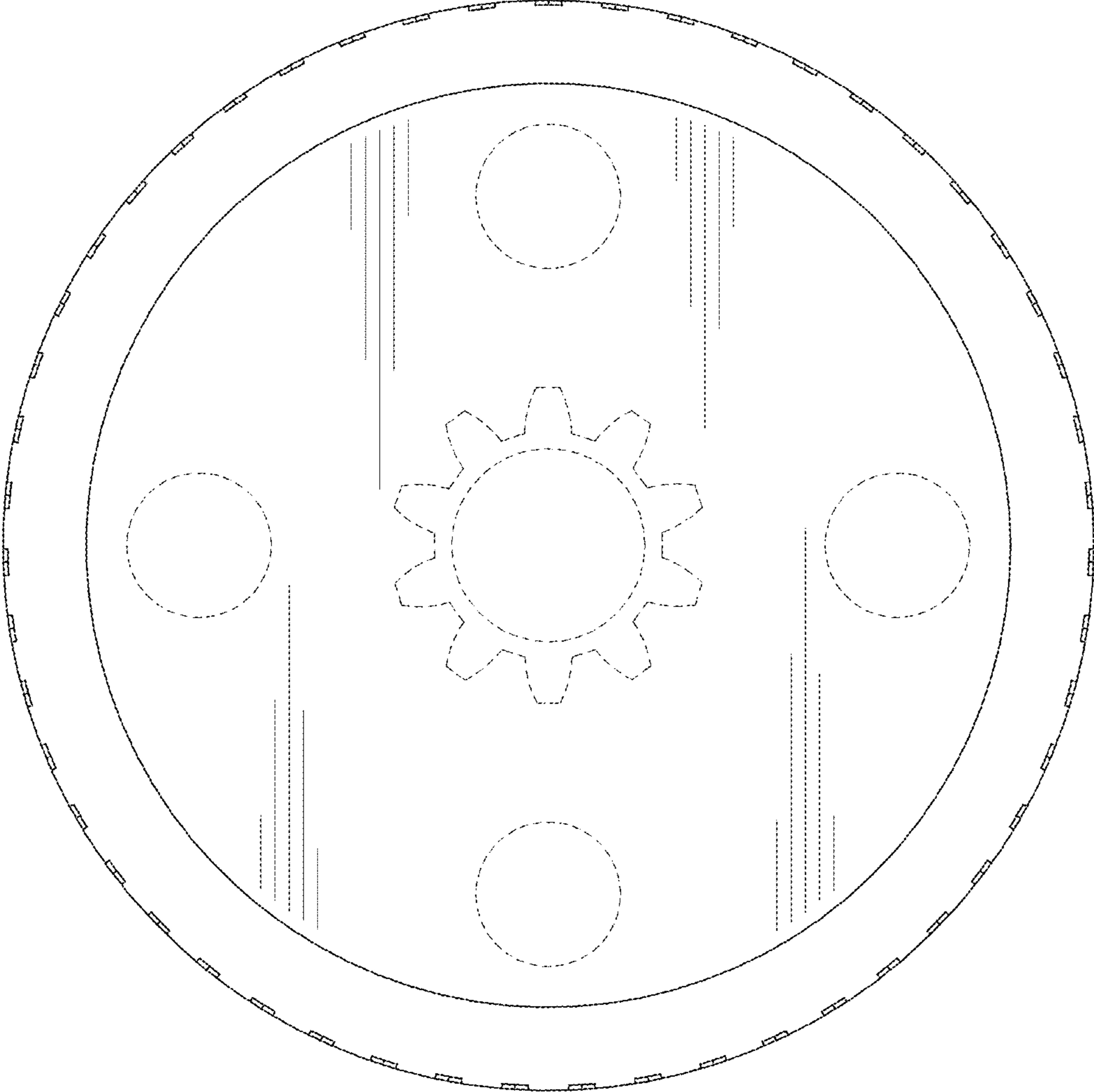


FIG. 7

