



US00D777006S

(12) **United States Design Patent**
Johnson

(10) **Patent No.:** **US D777,006 S**
(45) **Date of Patent:** **** Jan. 24, 2017**

- (54) **KNIFE BLADE**
- (71) Applicant: **Perry Johnson**, Mission Viejo, CA (US)
- (72) Inventor: **Perry Johnson**, Mission Viejo, CA (US)
- (**) Term: **15 Years**
- (21) Appl. No.: **29/531,089**
- (22) Filed: **Jun. 23, 2015**
- (51) **LOC (10) Cl.** **08-03**
- (52) **U.S. Cl.**
USPC **D8/99**
- (58) **Field of Classification Search**
USPC D8/7, 14, 19, 20, 90, 98, 99, 105
CPC B26B 1/00; B26B 1/02; B26B 1/04;
B26B 1/042; B26B 1/044; B26B
9/00; B26B 9/02; B26B 11/006
See application file for complete search history.

(56) **References Cited**

U.S. PATENT DOCUMENTS

- 4,947,552 A * 8/1990 Barnes B26B 1/048
30/159
- 5,855,158 A * 1/1999 Donofrio B23D 61/125
30/346
- 6,134,788 A * 10/2000 Chen B26B 1/046
30/125
- 6,158,127 A * 12/2000 Taylor B26B 1/02
30/158
- D440,013 S * 4/2001 Newman D28/59
- D454,768 S * 3/2002 Onion D8/20

- D479,106 S * 9/2003 Robertsson D8/20
- 6,826,836 B1 * 12/2004 Lin B26B 1/048
30/155
- D593,394 S * 6/2009 Ward, III D8/99
- D597,255 S * 7/2009 Wittke-Kothe D28/59
- D636,249 S * 4/2011 Manchen D8/99
- 8,464,382 B2 * 6/2013 Chu B26B 1/042
7/118
- D686,900 S * 7/2013 Ohlrich D8/99

* cited by examiner

Primary Examiner — Phillip S Hyder

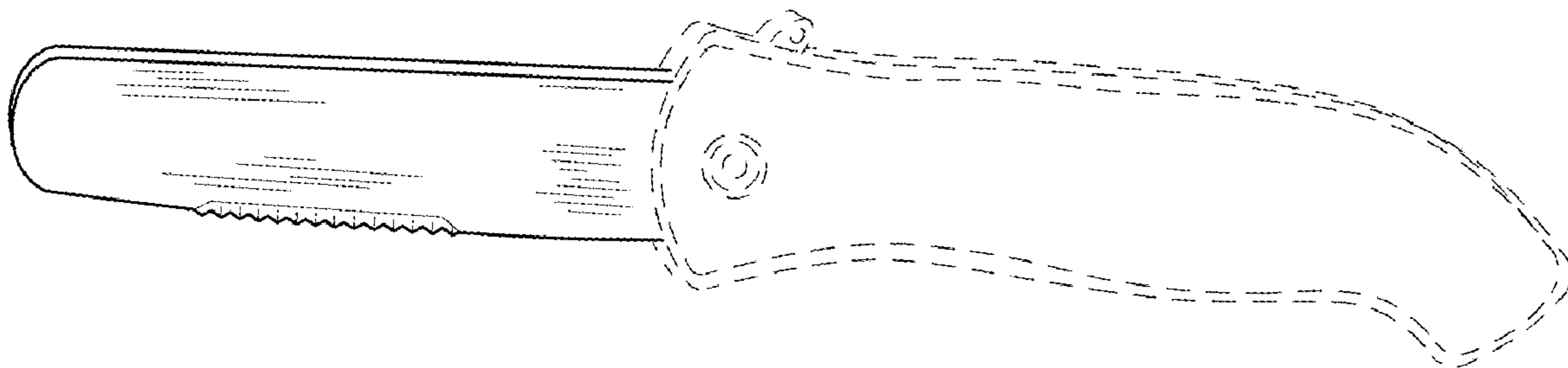
(57) **CLAIM**

The ornamental design for a knife blade, as shown and described.

DESCRIPTION

FIG. 1 is a perspective view of the blade of my new design; FIG. 2 is a front end view of the blade of my new design; FIG. 3 is a rear end view of the blade of my new design; FIG. 4 is a right side view of the blade of my new design; FIG. 5 is a left side view of the blade of my new design; FIG. 6 is a top view of the blade of my new design; FIG. 7 is a bottom view of the blade of my new design; FIG. 8 is a right side view of the blade of my new design illustrated in a closing position with respect to an exemplary knife handle with phantom shown as see through; and, FIG. 9 is a right side view of the blade of my new design illustrated in a closed position with respect to an exemplary knife handle with phantom shown as see through. The broken lines depictions of the handle are provided for environmental purposes and form no part of the claimed design.

1 Claim, 4 Drawing Sheets



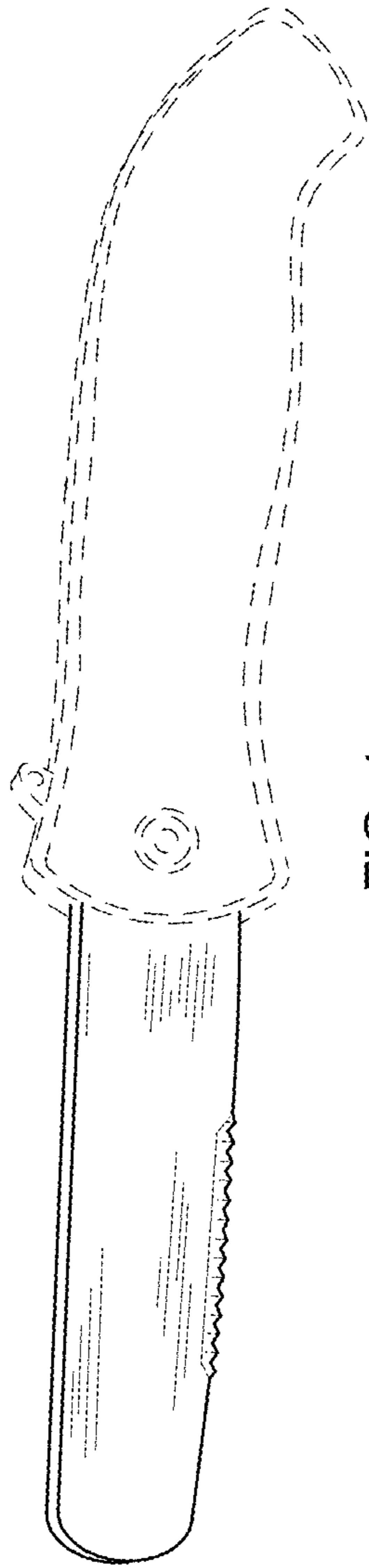


FIG. 1

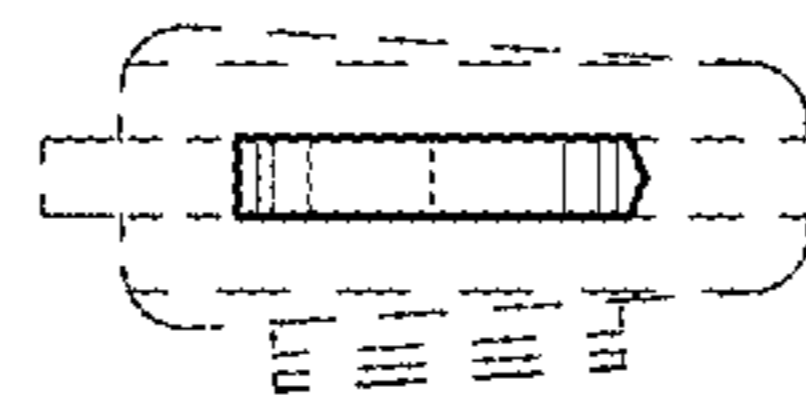


FIG. 2

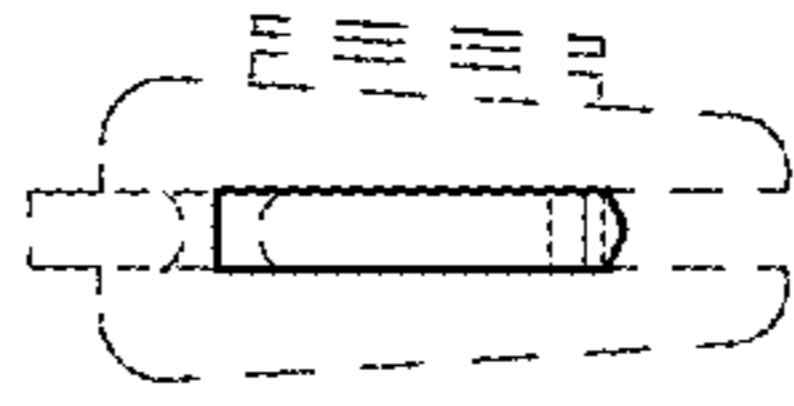


FIG. 3

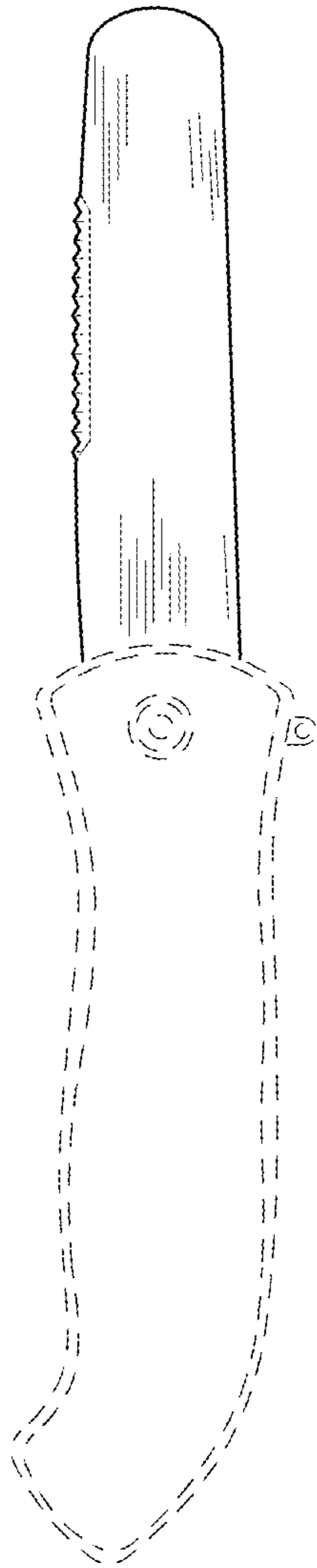


FIG. 4

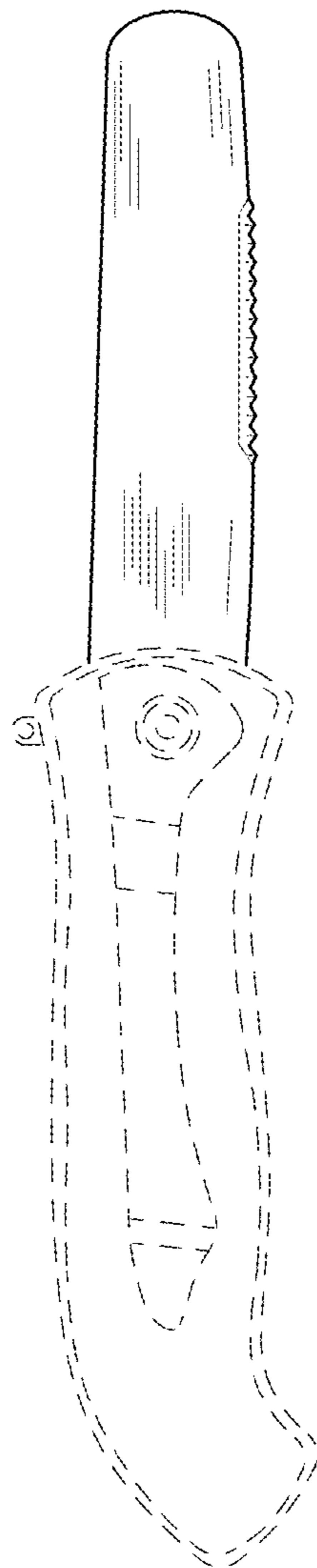


FIG. 5

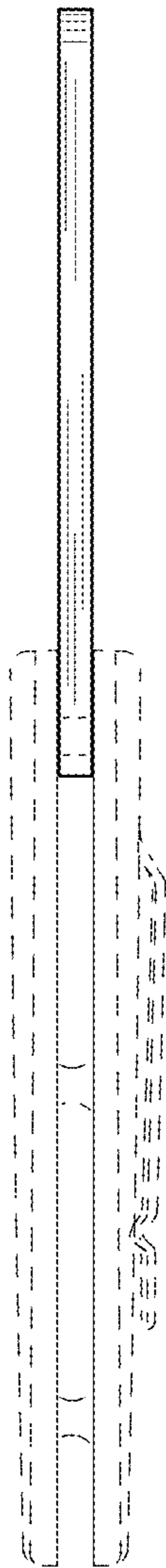


FIG. 6



FIG. 7

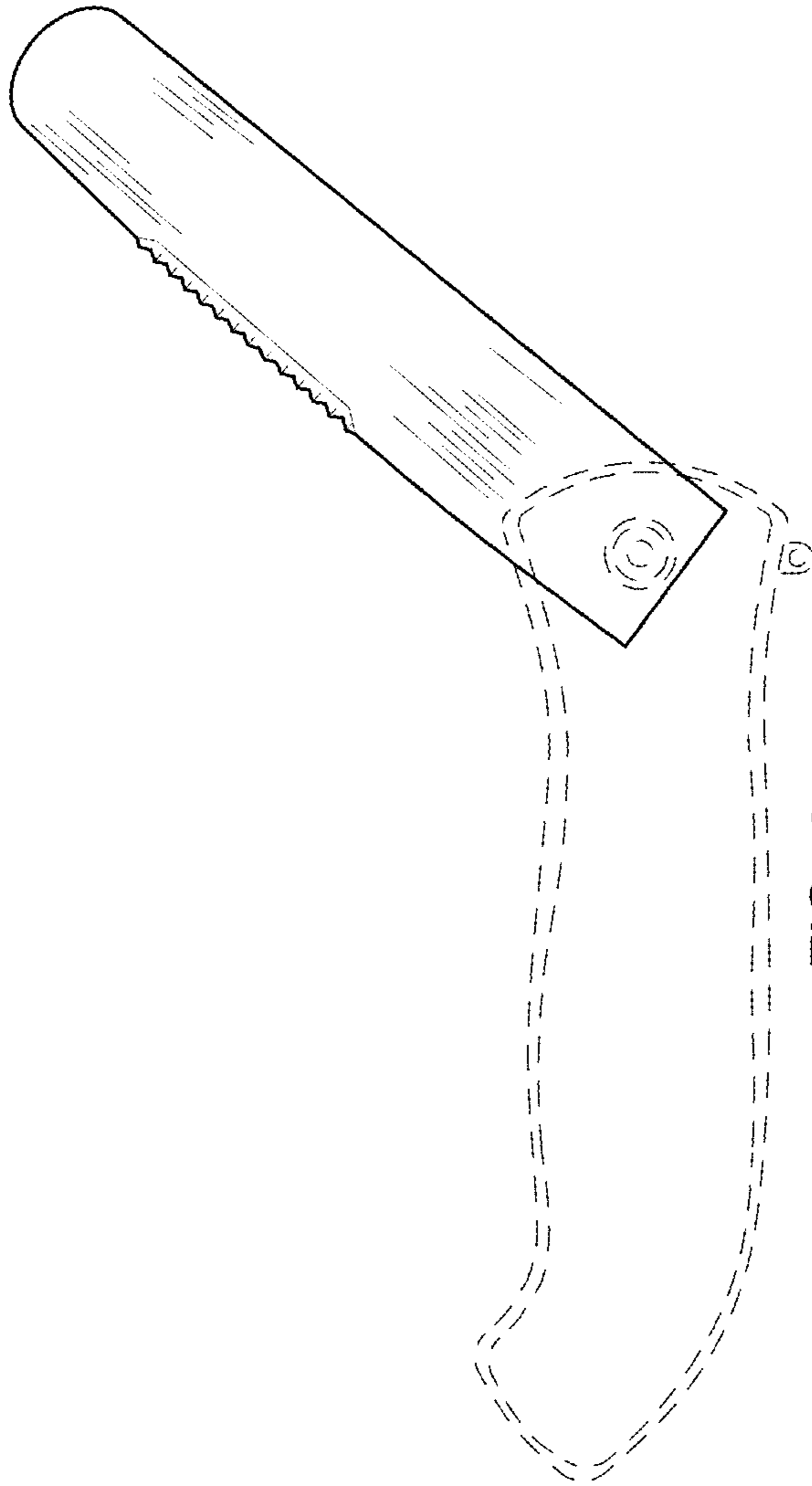


FIG. 8

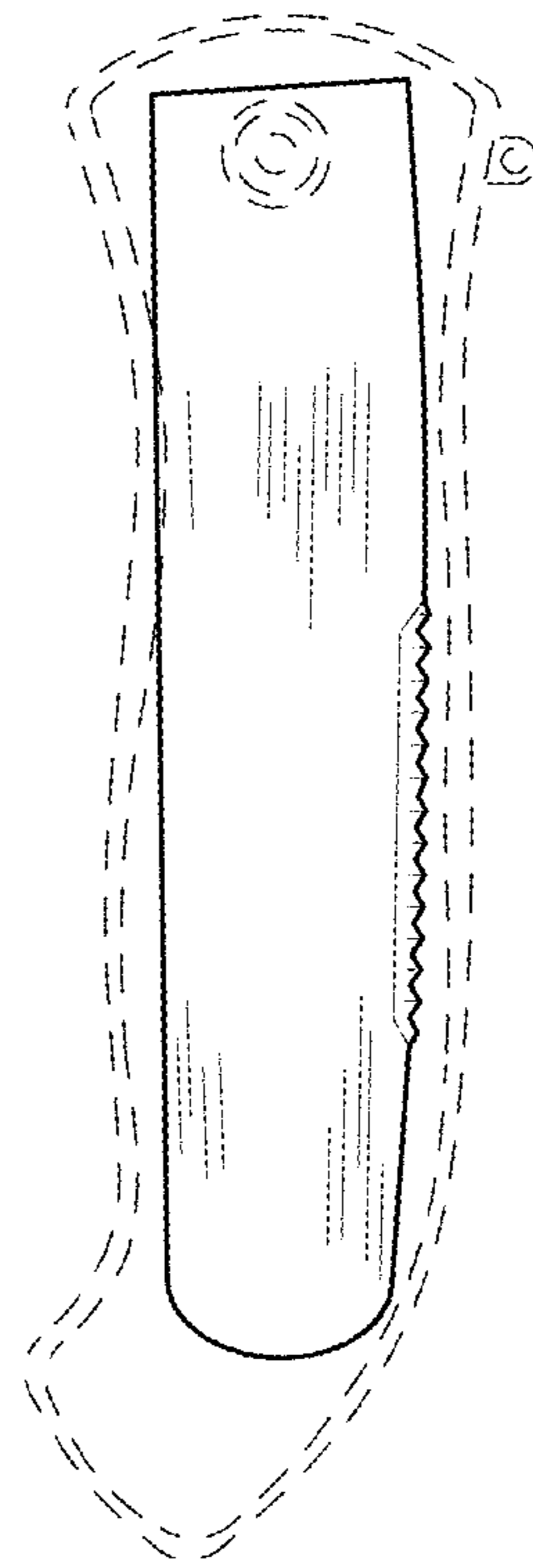


FIG. 9