



US00D776993S

(12) **United States Design Patent**
Marlette

(10) **Patent No.:** **US D776,993 S**
(45) **Date of Patent:** **** Jan. 24, 2017**

- (54) **STEMWARE CADDY**
- (71) Applicant: **Premier Marine, Inc.**, Wyoming, MN (US)
- (72) Inventor: **James D. Marlette**, Forest Lake, MN (US)
- (73) Assignee: **Premier Marine, Inc.**, Wyoming, MN (US)
- (**) Term: **15 Years**
- (21) Appl. No.: **29/527,018**
- (22) Filed: **May 14, 2015**
- (51) **LOC (10) Cl.** **06-04**
- (52) **U.S. Cl.**
USPC **D7/703**
- (58) **Field of Classification Search**
USPC D7/701-708; D6/657, 663, 664, 672
CPC ... A27G 23/028; A47B 81/04; B65D 21/0288;
B65D 85/30; B65D 81/3834; A45C 3/00
See application file for complete search history.

D283,758 S *	5/1986	Stewart	224/148.4
4,681,225 A *	7/1987	Schuster	A45C 3/00 206/426
5,417,327 A *	5/1995	Saumure	B65D 21/0228 206/427
7,100,397 B1 *	9/2006	Gratteau	F25D 3/08 62/457.5
8,561,422 B2 *	10/2013	Jackman	F25D 3/08 62/457.2

* cited by examiner

Primary Examiner — Terry Wallace
(74) *Attorney, Agent, or Firm* — Winthrop & Weinstine, P.A.

(57) **CLAIM**

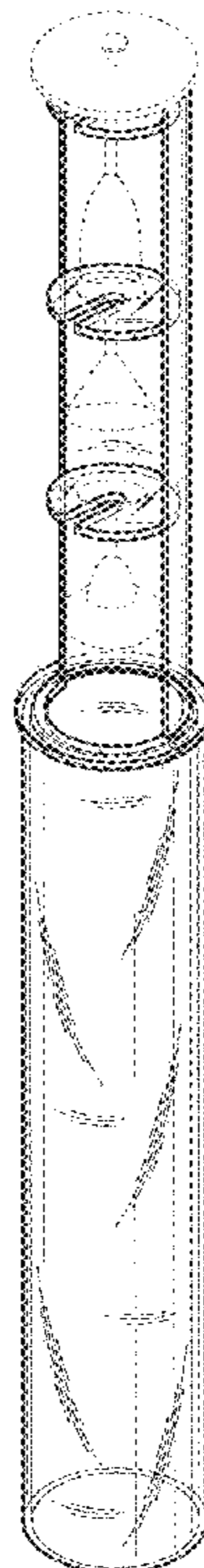
The ornamental design for a stemware caddy, as shown and described.

DESCRIPTION

FIG. 1 is a perspective view of the stemware caddy showing my new design.
FIG. 2 is a front view of the stemware caddy of FIG. 1;
FIG. 3 is a rear view of the stemware caddy of FIG. 1;
FIG. 4 is a side view of the stemware caddy of FIG. 1;
FIG. 5 is a top view of the stemware caddy of FIG. 1; and,
FIG. 6 is a bottom view of the stemware caddy of FIG. 1.
The broken lines of FIGS. 1-6 are provided for purposes of illustration and form no part of the claimed design of the present application.

1 Claim, 5 Drawing Sheets

- (56) **References Cited**
U.S. PATENT DOCUMENTS
- 3,071,282 A * 1/1963 Walters B65D 81/3834
206/430
- 3,263,806 A * 8/1966 Ring B65D 81/3834
206/139
- 4,444,324 A * 4/1984 Grenell B65D 25/04
206/545



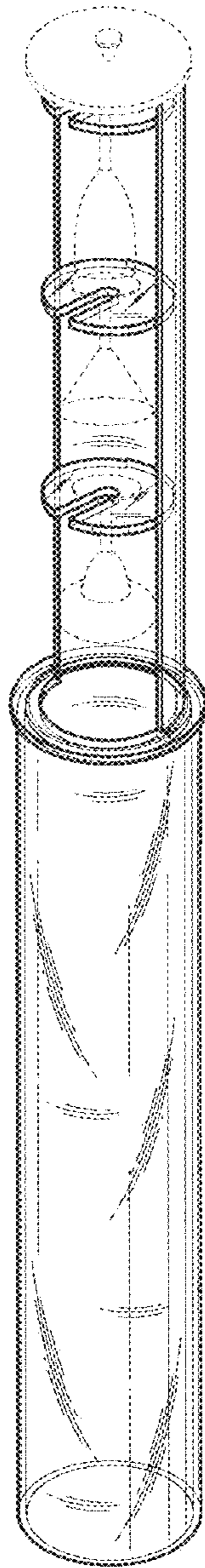


Fig. 1

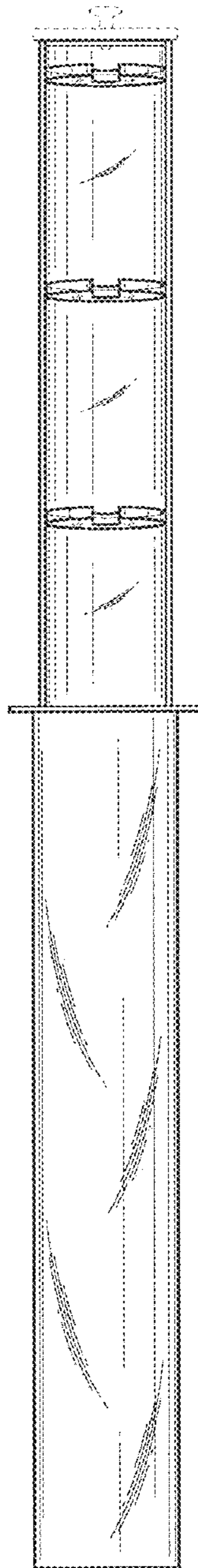


Fig. 2

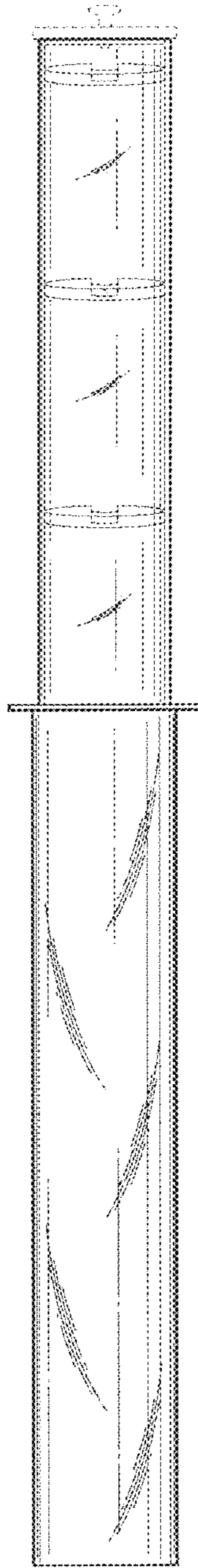


Fig. 3

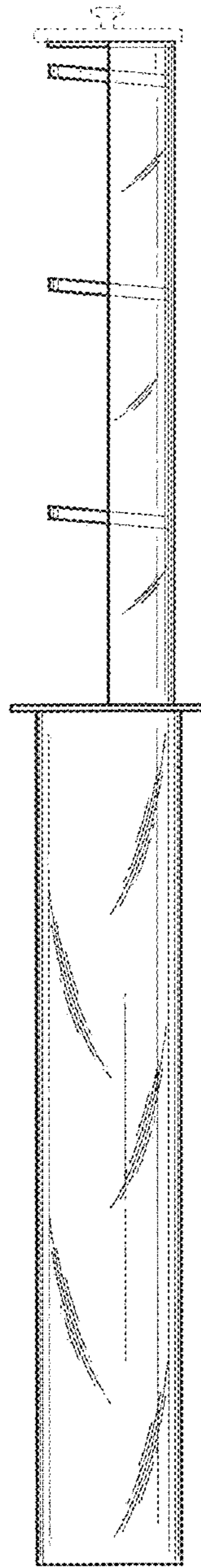


Fig. 4

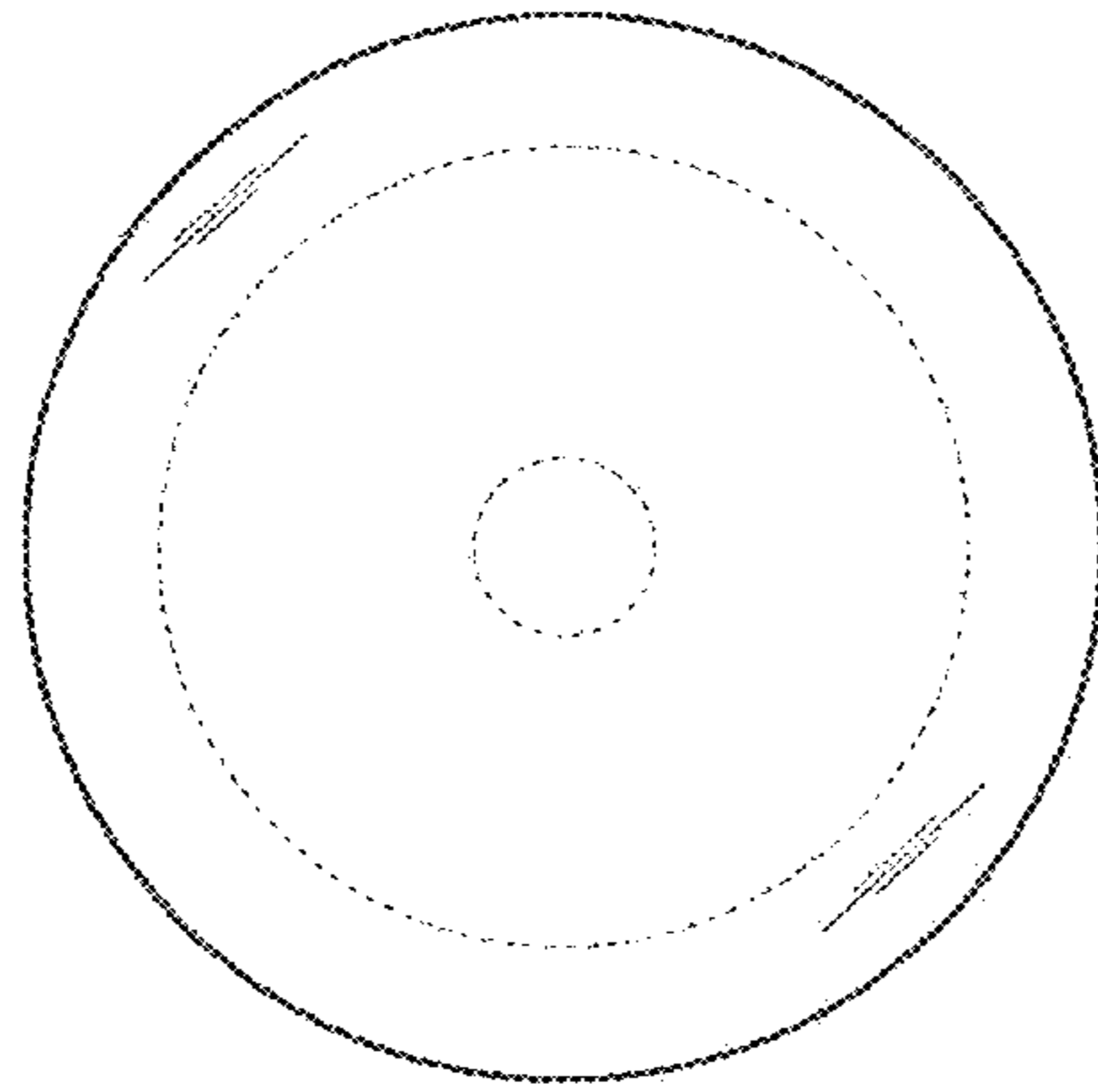


Fig. 5

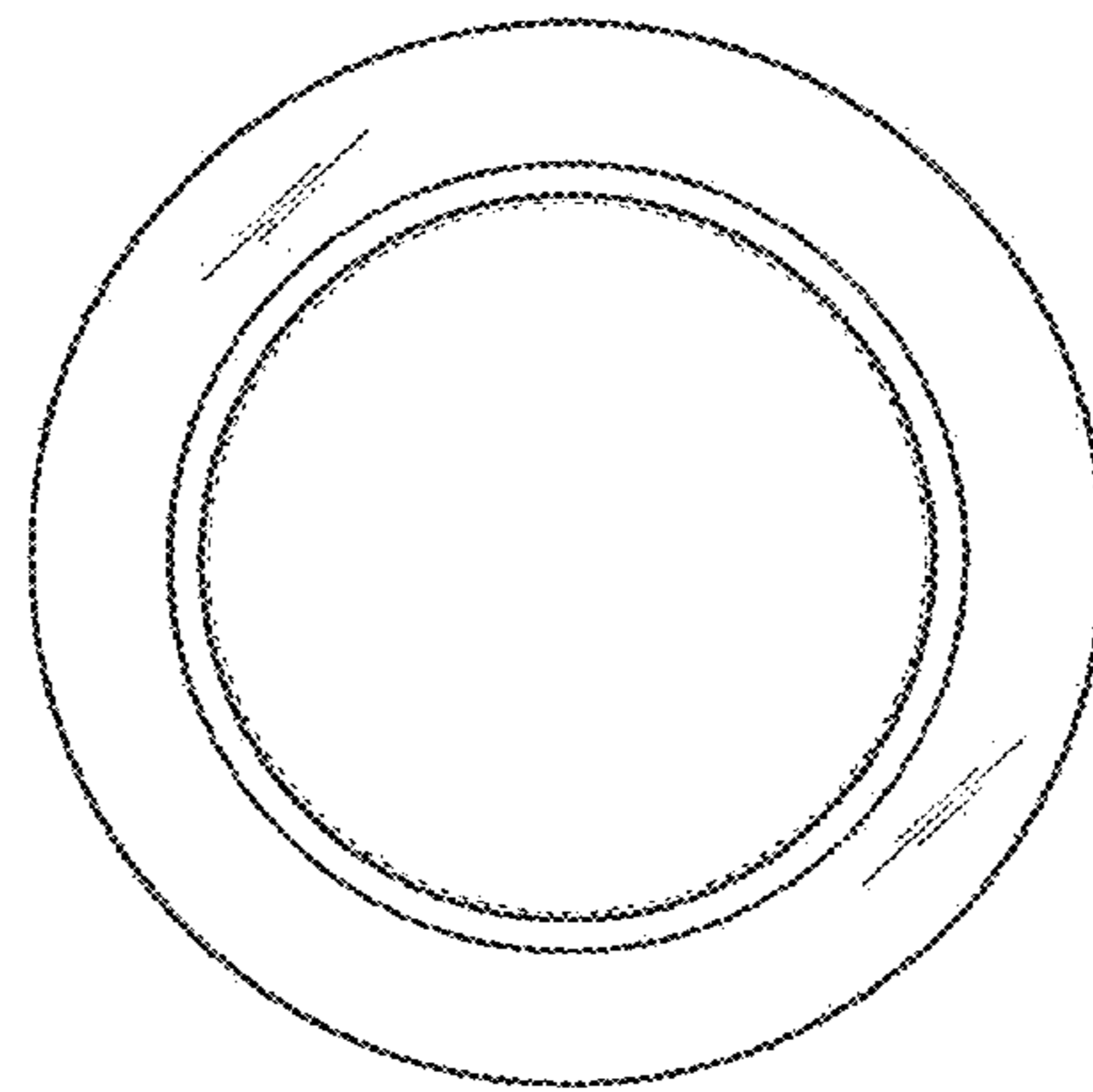


Fig. 6