



US00D776958S

(12) **United States Design Patent** (10) **Patent No.:** **US D776,958 S**
Arnold (45) **Date of Patent:** **** *Jan. 24, 2017**

(54) **MATTRESS**

(71) Applicant: **Sealy Technology, LLC**, Trinity, NC (US)
(72) Inventor: **Elena M. Arnold**, Browns Summit, NC (US)
(73) Assignee: **Sealy Technology, LLC**, Trinity, NC (US)

(*) Notice: This patent is subject to a terminal disclaimer.

(**) Term: **14 Years**

(21) Appl. No.: **29/490,393**

(22) Filed: **May 9, 2014**

Related U.S. Application Data

(62) Division of application No. 29/461,946, filed on Jul. 29, 2013, now Pat. No. Des. 707,986.

(51) **LOC (10) Cl.** **06-09**

(52) **U.S. Cl.**
USPC **D6/605**

(58) **Field of Classification Search**
USPC D6/595, 596, 601, 604, 605, 606; 5/690, 5/706, 716, 717, 739, 740, 657.5, 907; D1/100; D28/8.1; D25/113; D9/414, 416; D20/11, 22
CPC ... A47C 27/002; A47C 27/003; A47C 27/148; A47C 27/068; A47C 27/14; A47C 27/146; A47C 19/021; A47C 23/007

See application file for complete search history.

(56) **References Cited**

U.S. PATENT DOCUMENTS

D479,082 S * 9/2003 Daughtery D6/596
7,065,816 B2 * 6/2006 McGettigan A47C 20/025
5/727
D690,962 S * 10/2013 Danileson D6/605
D707,061 S * 6/2014 Tjoflat D6/605
D707,986 S * 7/2014 Arnold D6/605
D708,455 S * 7/2014 Arnold D6/605
D719,766 S * 12/2014 Arnold D6/605

* cited by examiner

Primary Examiner — Eric Goodman

Assistant Examiner — Jennifer L Rempfer

(57) **CLAIM**

I claim the ornamental design for a mattress, as shown and described.

DESCRIPTION

FIG. 1 is a top isometric view of a mattress of the present invention.

FIG. 2 is a right side plan view of the mattress of FIG. 1.

FIG. 3 is a front end plan view of the mattress of FIG. 1.

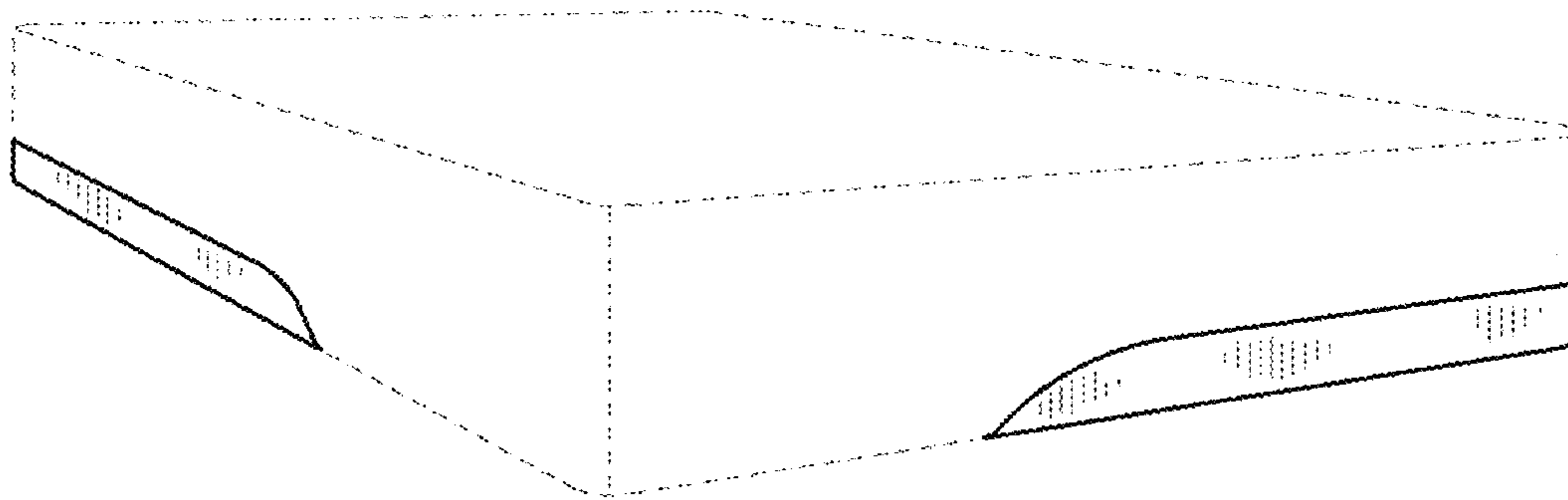
FIG. 4 is a left side plan view of the mattress of FIG. 1.

FIG. 5 is a rear end plan view of the mattress of FIG. 1; and,

FIG. 6 is a bottom plan view of the mattress of FIG. 1.

The portions of the mattress shown in broken lines are included for the purpose of illustrating environment and form no part of the claimed design.

1 Claim, 3 Drawing Sheets






FIG. 1




FIG. 2




FIG. 3




FIG. 4




FIG. 5



FIG. 6