



US00D776957S

(12) **United States Design Patent** (10) **Patent No.:** **US D776,957 S**
Kasher (45) **Date of Patent:** **** Jan. 24, 2017**

(54) **SEAT**

(71) Applicant: **Cecilia Vitas Volcoff Kasher**, Kiryat Tivon (IL)

(72) Inventor: **Cecilia Vitas Volcoff Kasher**, Kiryat Tivon (IL)

(**) Term: **14 Years**

(21) Appl. No.: **29/526,414**

(22) Filed: **May 8, 2015**

(30) **Foreign Application Priority Data**

Apr. 20, 2015 (EM) 002685040-0002

(51) **LOC (10) Cl.** **06-09**

(52) **U.S. Cl.**
USPC **D6/601**

(58) **Field of Classification Search**
USPC D6/333, 349, 355, 375, 388, 512, 563, D6/564, 595, 596, 601, 604, 611, 707, D6/715, 716, 716.1; D24/183-185, 234; D21/803, 804, 805, 809; 5/401, 420, 600, 5/630, 631, 632, 633, 635, 636, 638, 5/639, 646, 652, 652.1, 655, 703, 730; 297/1, 2, 4, 93, 180.11, 195.1, 297/195.11, 195.13, 393, 397, 452.12, 297/452.14, 452.15, 452.21, 452.24, 297/452.26, 452.48, 452.62, 482
CPC A47G 9/10; A47G 9/1009; A47G 9/1018; A47G 9/1027; A47G 9/1036; A47G 9/1045; A47G 9/1063; A47G 9/1072; A47G 9/1081; A47G 9/109; A47C 7/021; A47C 27/00

See application file for complete search history.

(56) **References Cited**

U.S. PATENT DOCUMENTS

D163,709	S	*	6/1951	Ray	D6/604
D293,186	S	*	12/1987	Parnham	D6/596
4,760,842	A	*	8/1988	Holmes	A47G 9/10 606/240
D496,205	S	*	9/2004	Baddour	D6/601
D498,828	S	*	11/2004	Chiu	D23/280.1
D540,097	S	*	4/2007	Gebbia	D6/601
D554,758	S	*	11/2007	Hennessy	D24/183
D663,988	S	*	7/2012	Bannister	D6/601
D728,969	S	*	5/2015	Pfaff	D6/599
D752,902	S	*	4/2016	Peraza	D6/601
2015/0128348	A1	*	5/2015	Gottlieb	A47G 9/1081 5/637

* cited by examiner

Primary Examiner — Rosemary K Tarcza

Assistant Examiner — Sanjeev Paul

(74) *Attorney, Agent, or Firm* — Birch, Stewart, Kolasch & Birch, LLP

(57) **CLAIM**

The ornamental design for a seat, as shown and described.

DESCRIPTION

The patent or application file contains at least one drawing executed in color. Copies of this patent or patent application publication with color drawing(s) will be provided by the Office upon request and payment of the necessary fee.


FIG. 1 is a perspective view of a seat showing my new design;

FIG. 2 is a top view thereof;

FIG. 3 is a rear view thereof; and,

FIG. 4 is a front view thereof.

1 Claim, 4 Drawing Sheets
(4 of 4 Drawing Sheet(s) Filed in Color)






Fig. 1

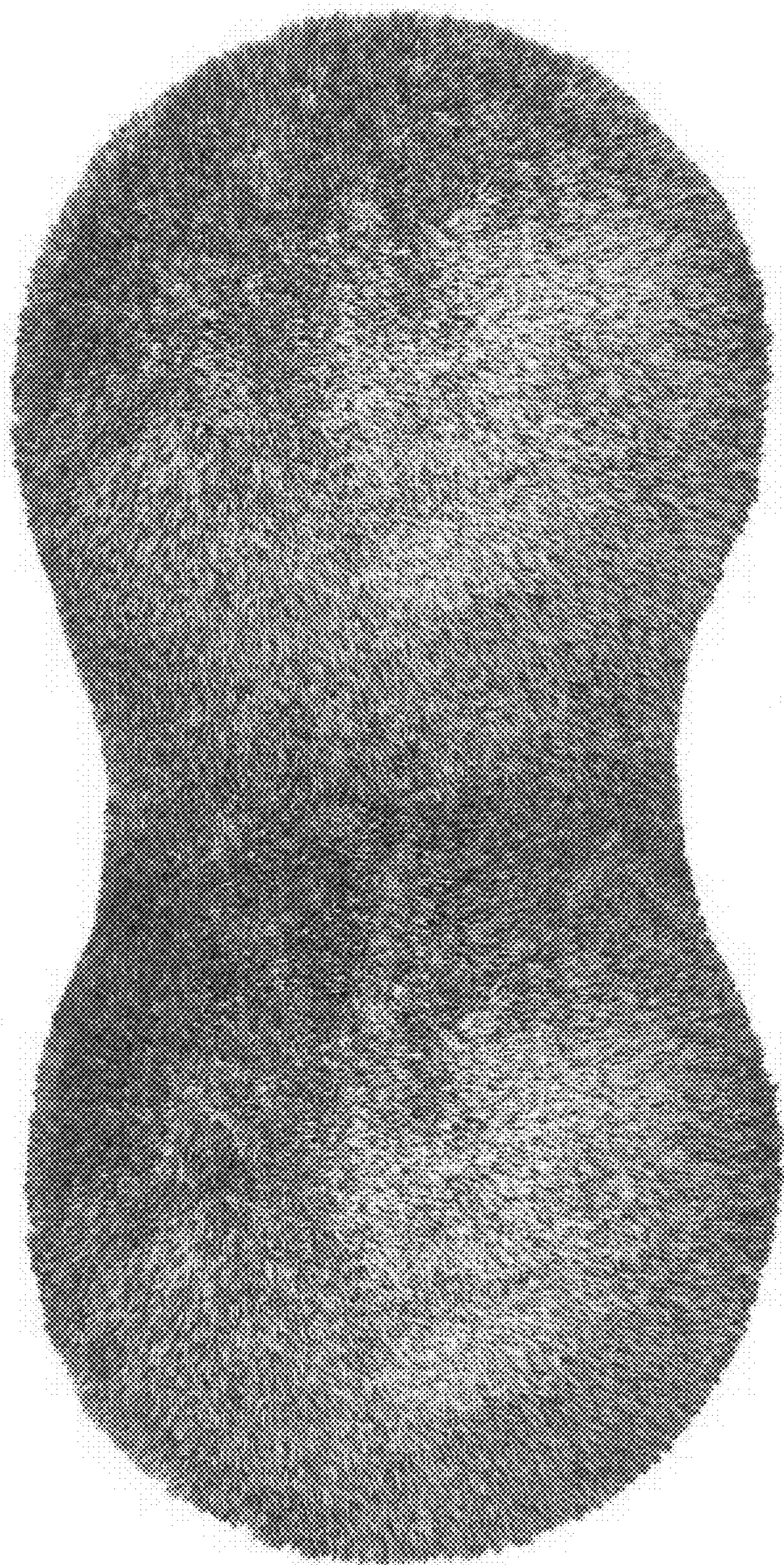


Fig. 2



Fig. 3




Fig. 4