



US00D776903S

(12) **United States Design Patent**
Howe et al.

(10) **Patent No.:** **US D776,903 S**
(45) **Date of Patent:** **** Jan. 24, 2017**

(54) **SOLE STRUCTURE FOR A SHOE**
(71) Applicant: **Under Armour, Inc.**, Baltimore, MD (US)
(72) Inventors: **Justin Howe**, Baltimore, MD (US);
David Dombrow, Baltimore, MD (US)
(73) Assignee: **Under Armour, Inc.**, Baltimore, MD (US)
(**) Term: **14 Years**

5,647,145 A * 7/1997 Russell A43B 3/0052
36/25 R
D387,938 S * 12/1997 Lucas D2/951
D433,791 S * 11/2000 Laberge D2/947
D594,197 S * 6/2009 Mayden D2/949
D614,837 S * 5/2010 Teteriatnikov D2/946
D619,793 S * 7/2010 Raysse D2/946
D621,142 S * 8/2010 Teteriatnikov D2/946
D626,315 S * 11/2010 Teteriatnikov D2/946
D628,369 S * 12/2010 Teteriatnikov D2/946
D656,305 S * 3/2012 Harper D2/951
D674,170 S * 1/2013 Bramani D2/902
D674,171 S * 1/2013 Bramani D2/902
D674,584 S * 1/2013 Klein D2/951
D693,995 S * 11/2013 Lazaris D2/902

(Continued)

(21) Appl. No.: **29/508,561**
(22) Filed: **Nov. 7, 2014**
(51) **LOC (10) Cl.** **02-04**
(52) **U.S. Cl.**
USPC **D2/951**; D2/947; D2/957; D2/960
(58) **Field of Classification Search**
USPC D2/902, 906, 908, 916, 918, 925,
D2/946-962, 977; 36/3 B, 22 R, 24.5,
36/25 R, 28, 32 R, 34 R, 59 C, 67 A, 103
CPC A43B 13/00; A43B 13/02; A43B 13/023;
A43B 13/026; A43B 13/04; A43B 13/08;
A43B 13/10; A43B 13/12; A43B 13/14;
A43B 13/141; A43B 13/143; A43B 13/16;
A43B 13/18; A43B 13/181; A43B 13/187;
A43B 13/189; A43B 13/20; A43B 13/22;
A43B 13/223; A43B 13/24; A43B 13/28;
A43B 13/30; A43B 13/32; A43B 13/34;
A43B 13/36
See application file for complete search history.

Primary Examiner — T. Chase Nelson

(57) **CLAIM**

The ornamental design for a sole structure for a shoe, as shown and described.

DESCRIPTION

FIG. 1 is a front perspective view of a sole structure for a shoe showing our new design;
FIG. 2 is a front view in elevation thereof;
FIG. 3 is a rear view in elevation thereof;
FIG. 4 is a left side (lateral) view in elevation thereof;
FIG. 5 is a right side (medial) view in elevation thereof;
FIG. 6 is a top plan view thereof;
FIG. 7 is a bottom plan view thereof; and,
FIG. 8 is a rear perspective view thereof.

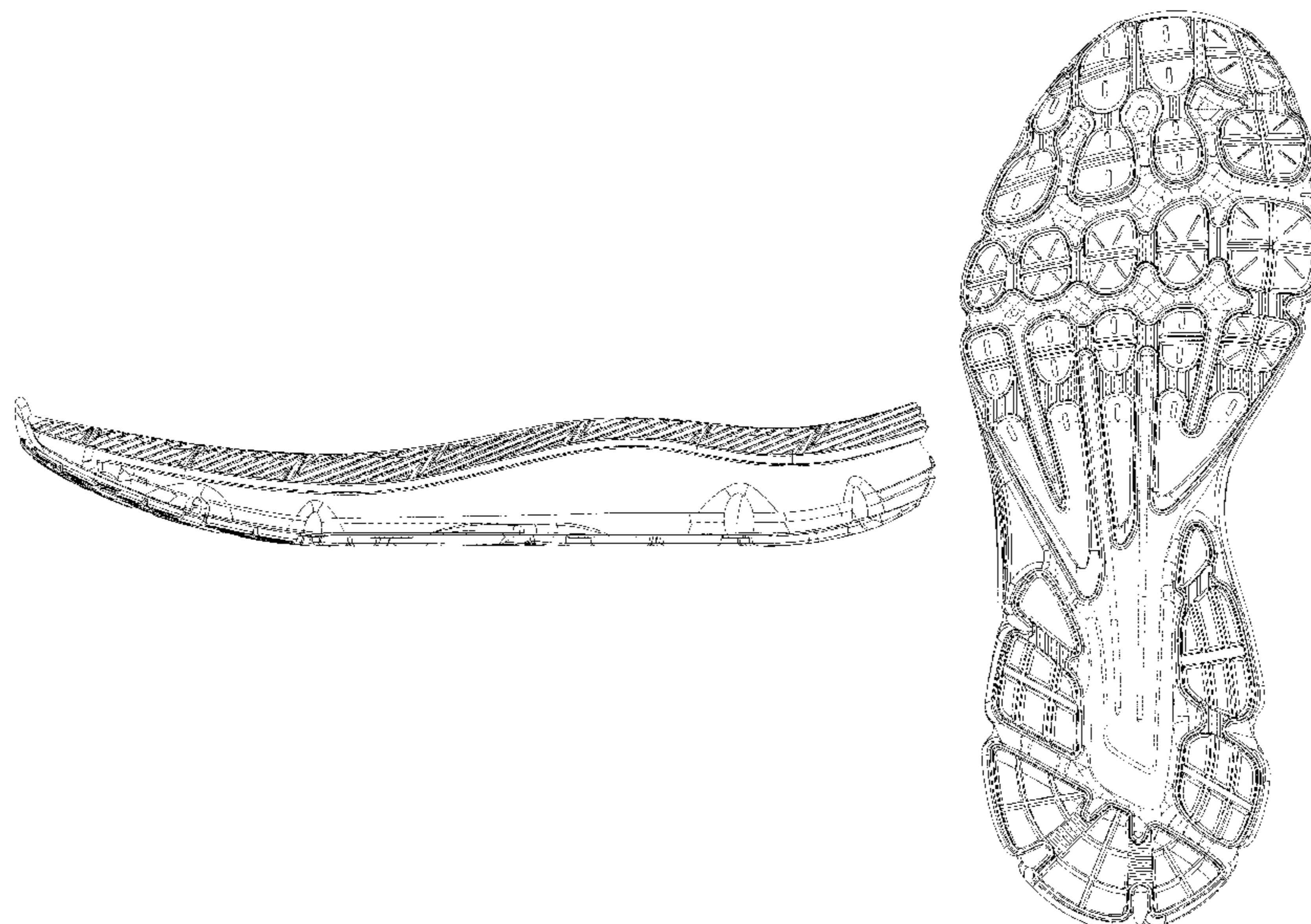
The broken lines depict environmental structure and portions of the sole structure that are not part of the claimed design. The sole structure illustrated is a first embodiment showing a rightfooted form of the sole structure for a shoe. A second embodiment of the sole structure is for the left-footed form of the sole structure for a shoe, which is a mirror image of the right-footed form, and which is not illustrated.

(56) **References Cited**

U.S. PATENT DOCUMENTS

D304,390 S * 11/1989 Nakano D2/954
D319,338 S * 8/1991 Nakano D2/954
D319,920 S * 9/1991 Nakano D2/954

1 Claim, 8 Drawing Sheets



(56)

References Cited

U.S. PATENT DOCUMENTS

D695,505	S *	12/2013	Hansen	D2/951
D698,134	S *	1/2014	Abshire	D2/951
D700,766	S *	3/2014	Bramani	D2/902
D707,932	S *	7/2014	Lonigan	D2/951
D711,085	S *	8/2014	da Costa Pereira Machado	D2/951
D717,029	S *	11/2014	Young	D2/947
D717,034	S *	11/2014	Bramani	D2/951
D719,727	S *	12/2014	Abshire	D2/951
9,003,678	B2 *	4/2015	Wan	A43B 13/141 36/25 R
D734,008	S *	7/2015	Marvin	D2/951
D738,079	S *	9/2015	Bates	D2/951
D742,106	S *	11/2015	Taestensen	D2/951
9,179,738	B2 *	11/2015	Rustam	A43B 7/1425
D746,561	S *	1/2016	Bikowski	D2/951
D748,902	S *	2/2016	Humphrey	D2/951
2004/0250447	A1 *	12/2004	Ellis, III	F04F 5/04 36/25 R
2011/0185590	A1 *	8/2011	Nishiwaki	A43B 5/06 36/28
2012/0023781	A1 *	2/2012	Dojan	A43B 13/122 36/103
2012/0210606	A1 *	8/2012	Gheorghian	A43B 5/06 36/103
2013/0031804	A1 *	2/2013	Abshire	A43B 7/1425 36/103

* cited by examiner

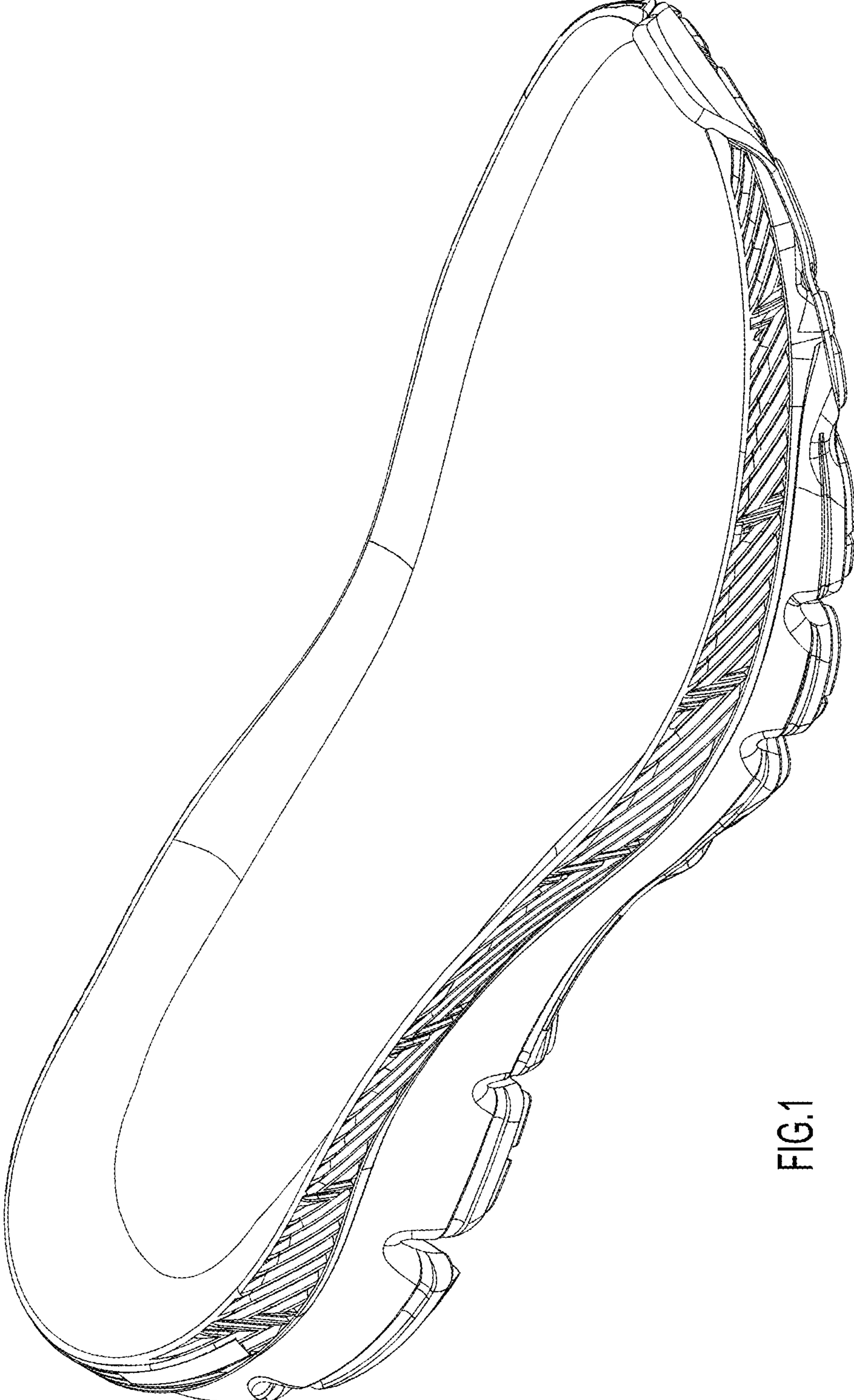


FIG.1

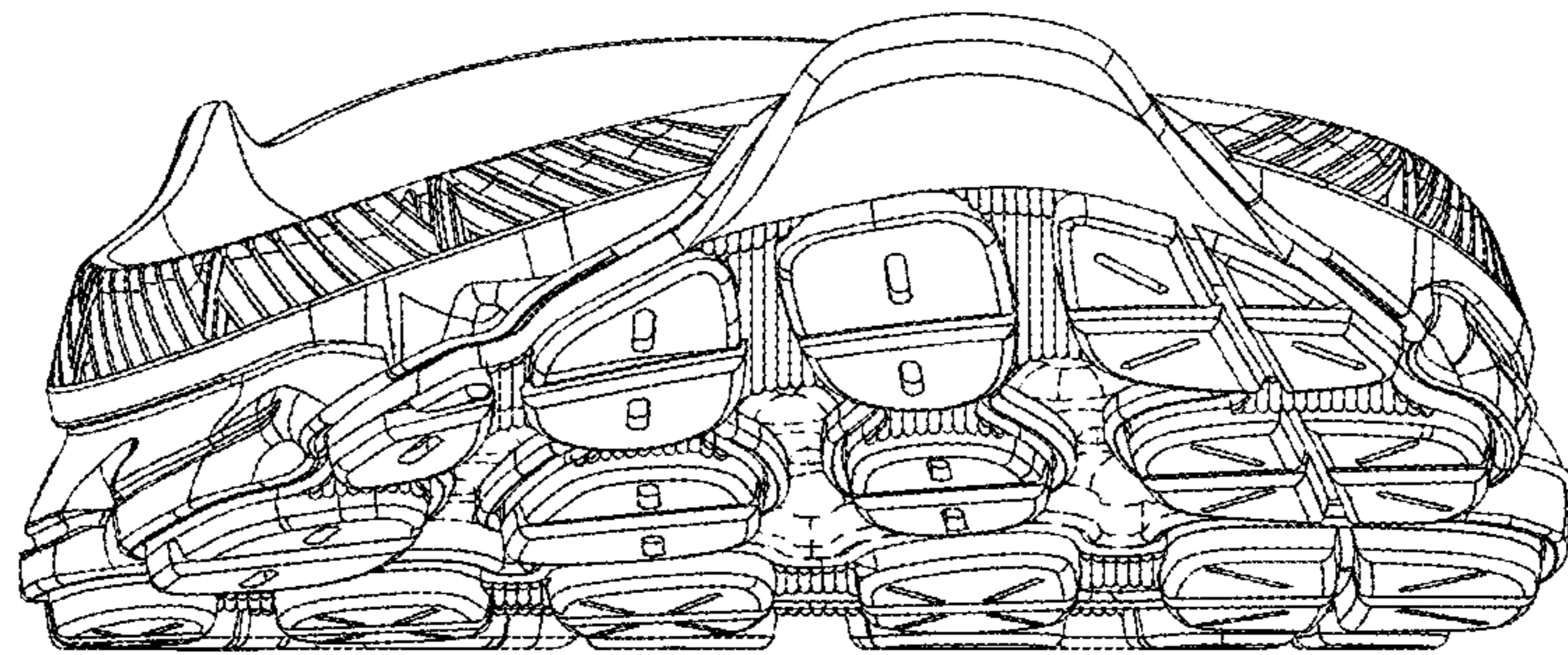


FIG.2

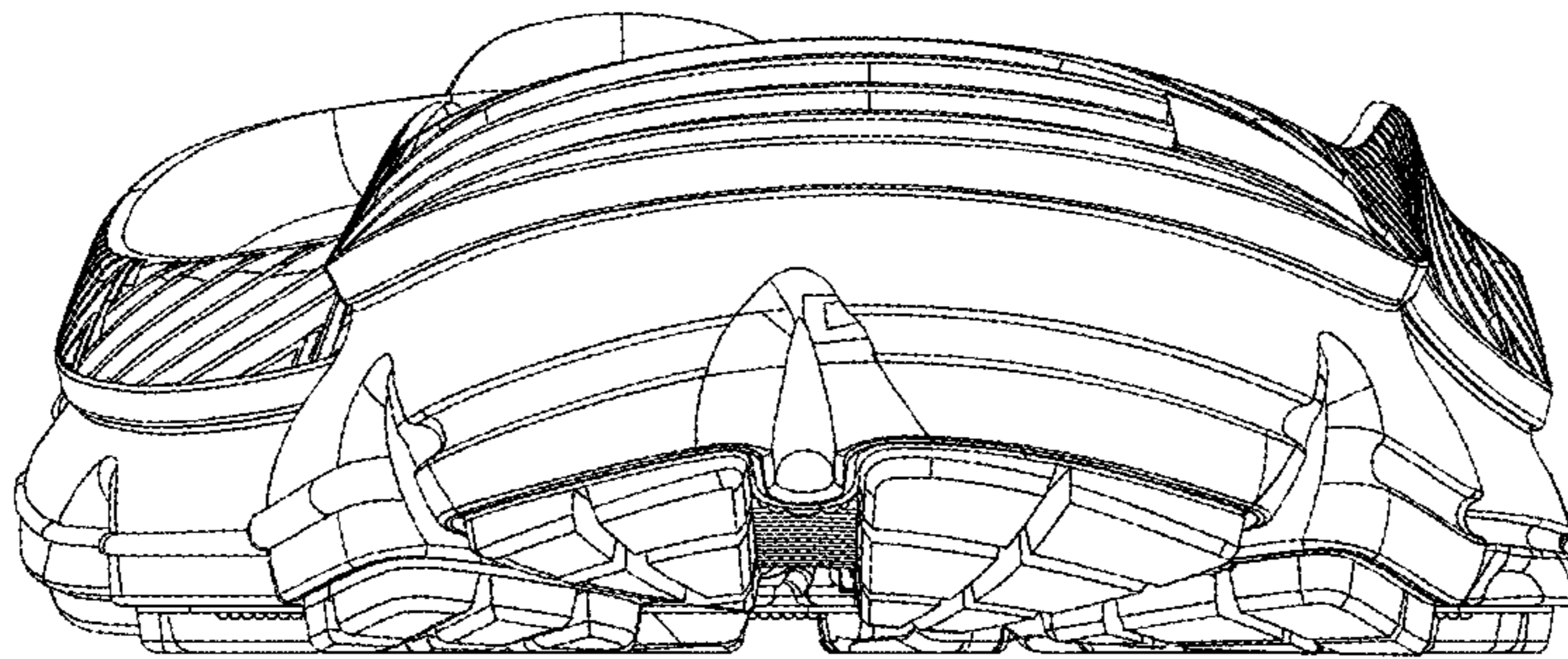


FIG.3

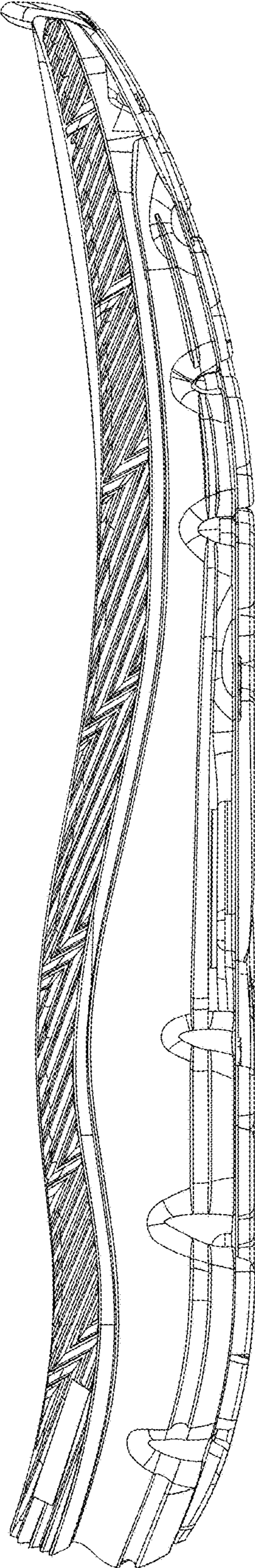


FIG.4

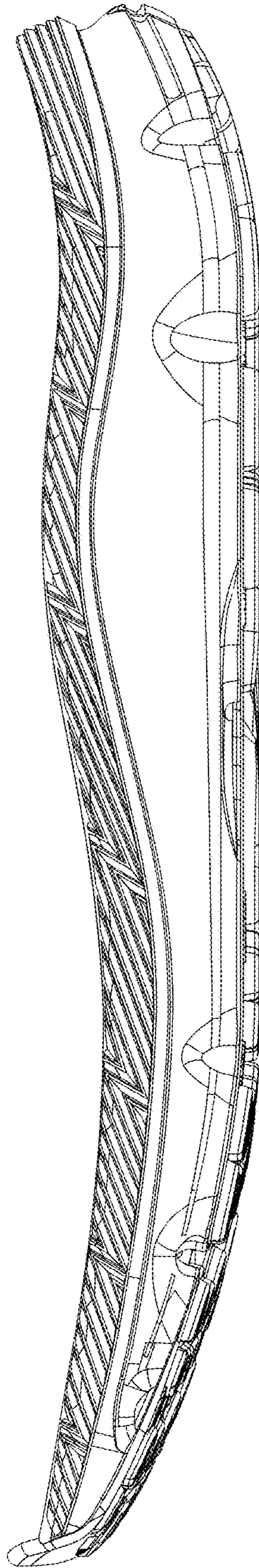


FIG.5

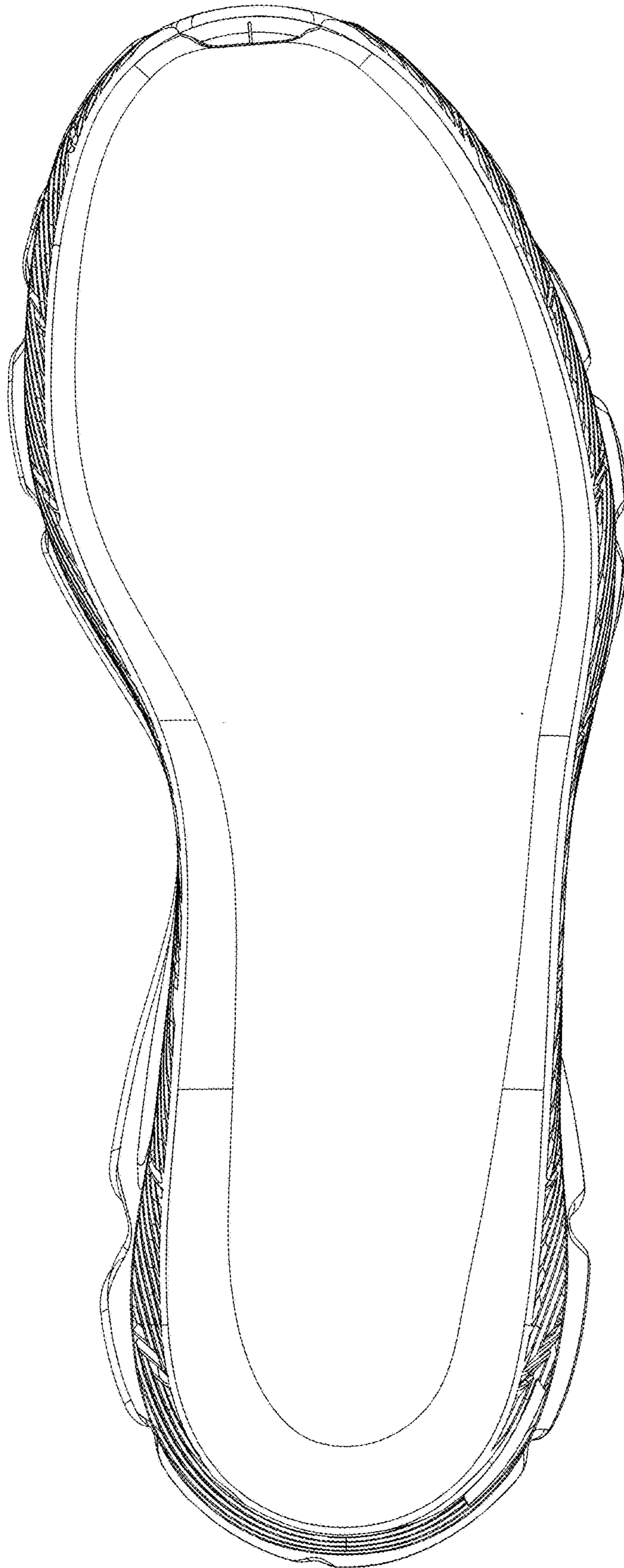


FIG.6

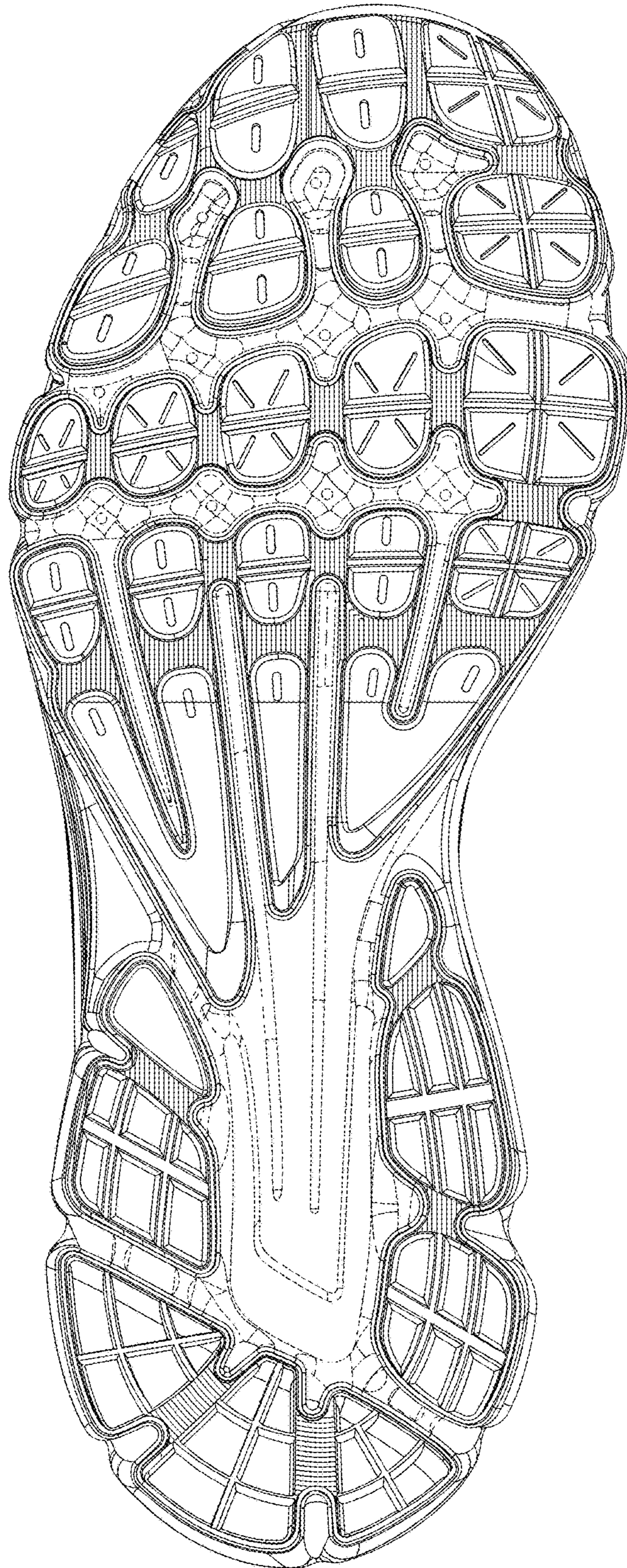


FIG.7

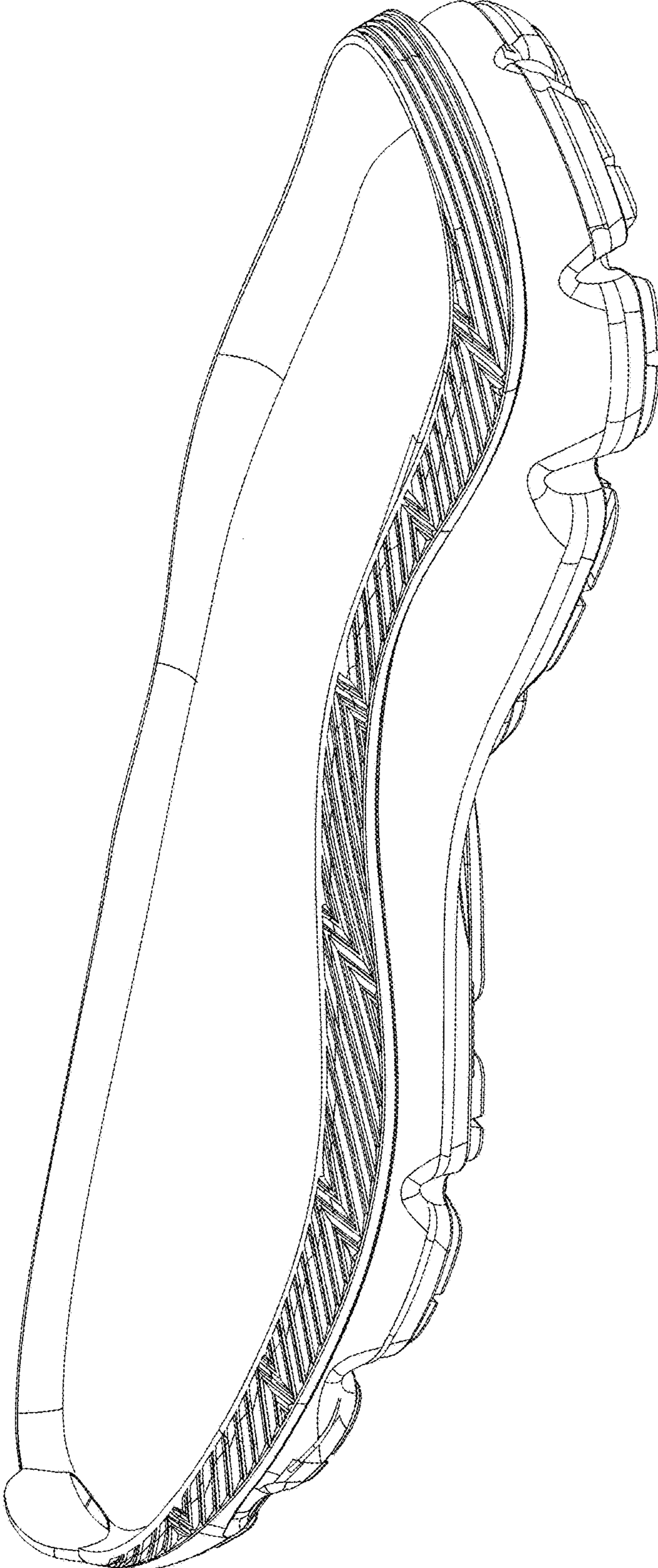


FIG.8