



US00D776882S

(12) **United States Design Patent**
Jennings

(10) **Patent No.:** **US D776,882 S**

(45) **Date of Patent:** **** Jan. 17, 2017**

- (54) **BASEBALL GLOVE SHELL**
- (71) Applicant: **James Edward Jennings**, Superior, CO (US)
- (72) Inventor: **James Edward Jennings**, Superior, CO (US)
- (73) Assignee: **James Edward Jennings**, Superior, CO (US)
- (**) Term: **14 Years**
- (21) Appl. No.: **29/475,986**
- (22) Filed: **Dec. 10, 2013**
- (51) **LOC (10) Cl.** **02-06**
- (52) **U.S. Cl.**
USPC **D29/115; D29/123**
- (58) **Field of Classification Search**
USPC D2/610, 619, 621, 623; D29/112, 113, D29/114, 115, 117.1, 122, 123; 2/19, 159, 2/161.1
CPC A41D 19/00; A41D 19/0024; A41D 19/0044; A41D 19/0051; A41D 13/08; A41F 1/06; A63B 69/002; A63B 20/09; A63B 20/0011; A63B 71/143; A63B 71/14
See application file for complete search history.

(56) **References Cited**

U.S. PATENT DOCUMENTS

D44,147 S *	6/1913	Reis	D5/64
2,231,204 A *	2/1941	Turner	2/19
D207,085 S *	3/1967	Bates et al.	D29/123
D207,086 S *	3/1967	Bates et al.	D29/123
D207,087 S *	3/1967	Bates et al.	D29/123

D207,088 S *	3/1967	Bates et al.	D29/123
D207,089 S *	3/1967	Bates et al.	D29/123
D213,284 S *	2/1969	Khazzam	D29/122
D213,286 S *	2/1969	Khazzam	D29/123
D213,289 S *	2/1969	Khazzam	D29/123
D240,673 S *	7/1976	McTear	D29/115
4,339,830 A *	7/1982	Sasaki	2/19
5,012,529 A *	5/1991	Murai	2/18
6,370,691 B2 *	4/2002	Park	2/19
D527,148 S *	8/2006	Gilligan et al.	D29/115
D529,664 S *	10/2006	Degrasse	D29/115
D585,161 S *	1/2009	Aoki et al.	D29/123
8,065,744 B2 *	11/2011	Magno	2/19
8,220,071 B2 *	7/2012	Rhoades et al.	2/19
D665,538 S *	8/2012	Jennings	D29/115
D693,968 S *	11/2013	Jennings	D29/123
D706,991 S *	6/2014	Jennings	D29/115
8,918,914 B2 *	12/2014	Estorge	2/19
2012/0079641 A1 *	4/2012	Kirchner	2/19
2013/0254972 A1 *	10/2013	Gibby	2/161.1

* cited by examiner

Primary Examiner — Karen E. Eldridge Powers

Assistant Examiner — Jasmine Mlinarcik

(57) **CLAIM**

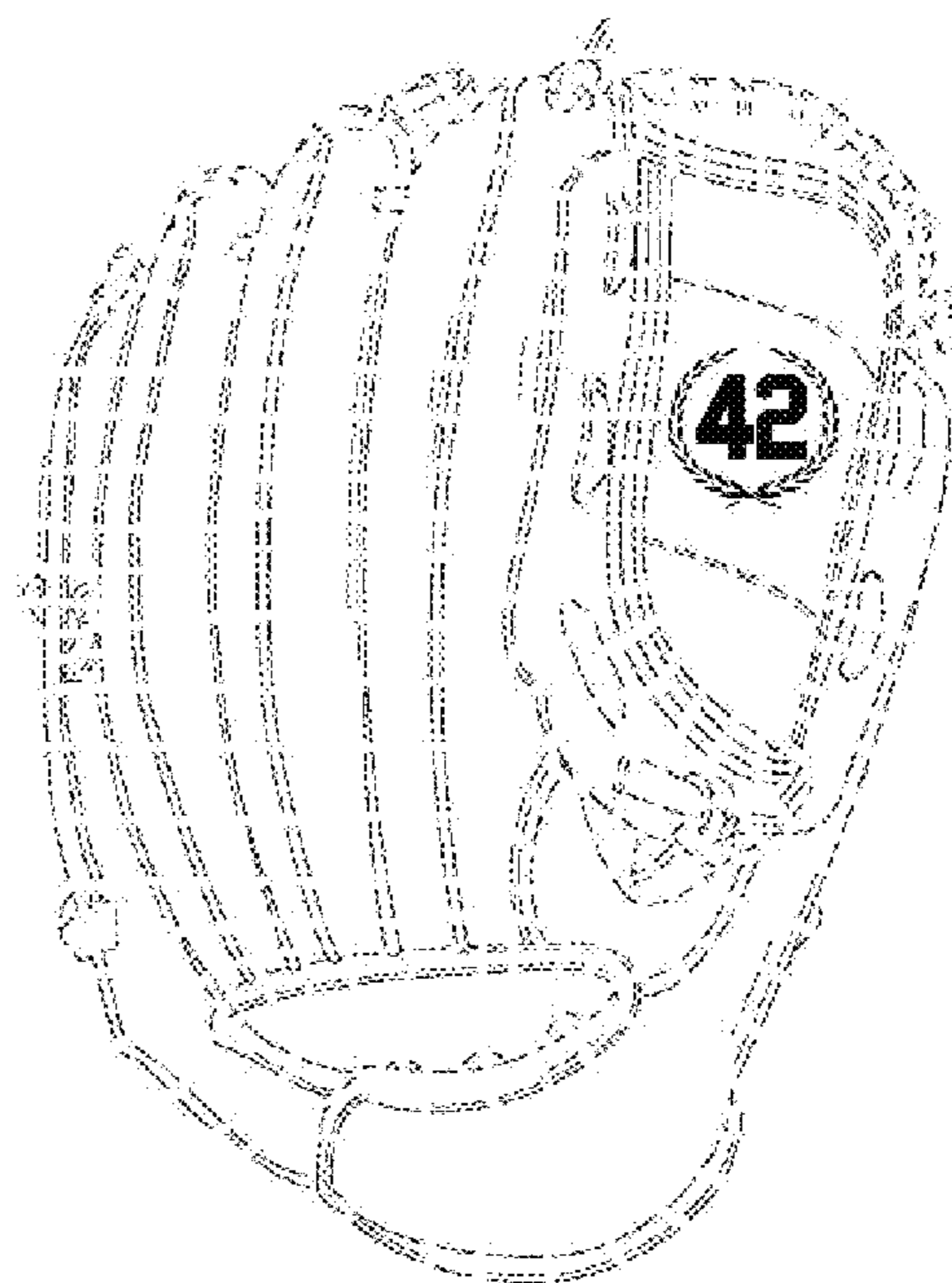
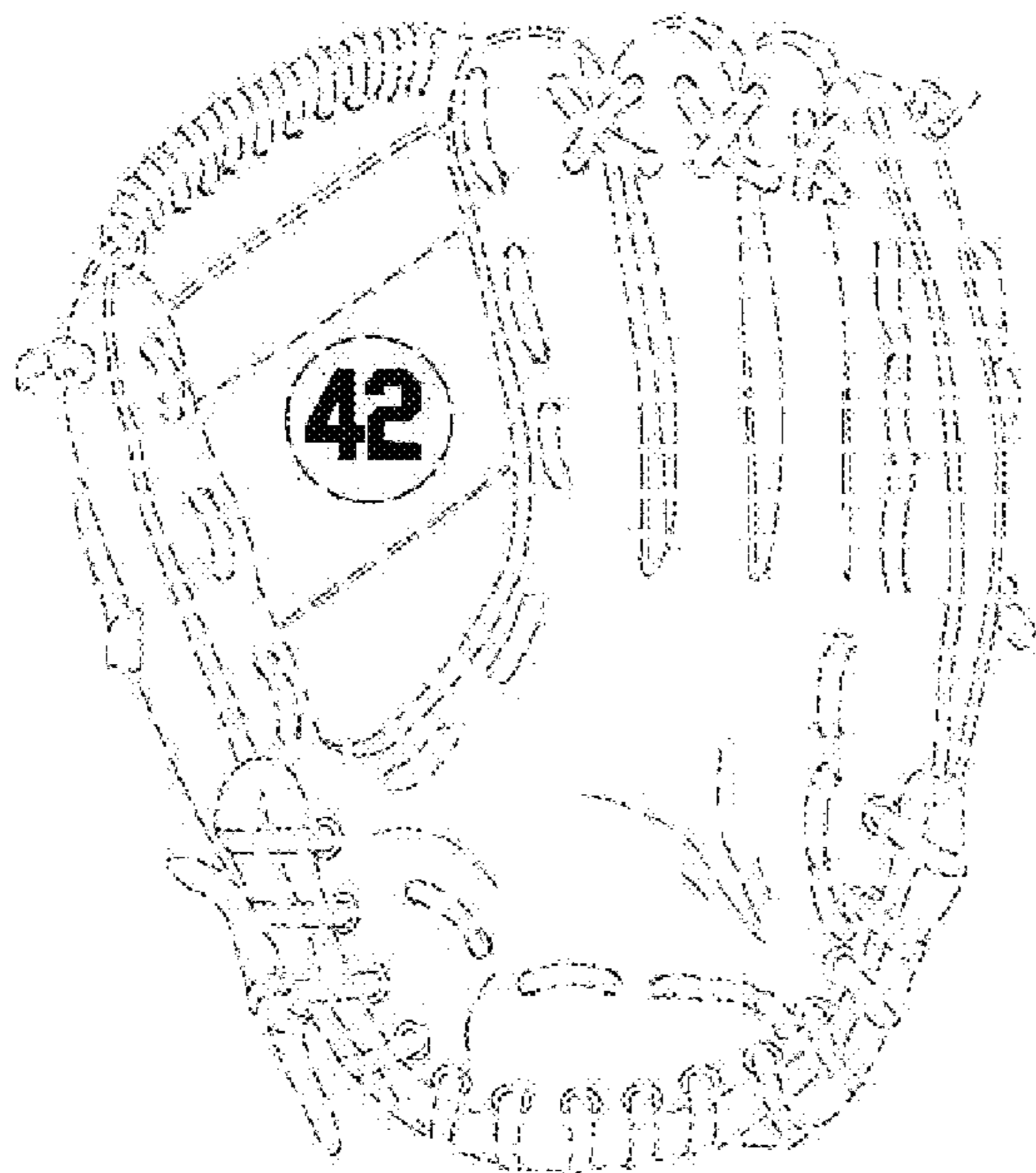
The ornamental design for a baseball glove shell, as shown and described.

DESCRIPTION

FIG. 1 is a front perspective view of the baseball glove shell showing my new design; and, FIG. 2 is a rear perspective view of the baseball glove shell showing my new design.

The features shown in broken lines in the drawings illustrate those portions of the article to which the design is applied that form no part of the claim.

1 Claim, 2 Drawing Sheets



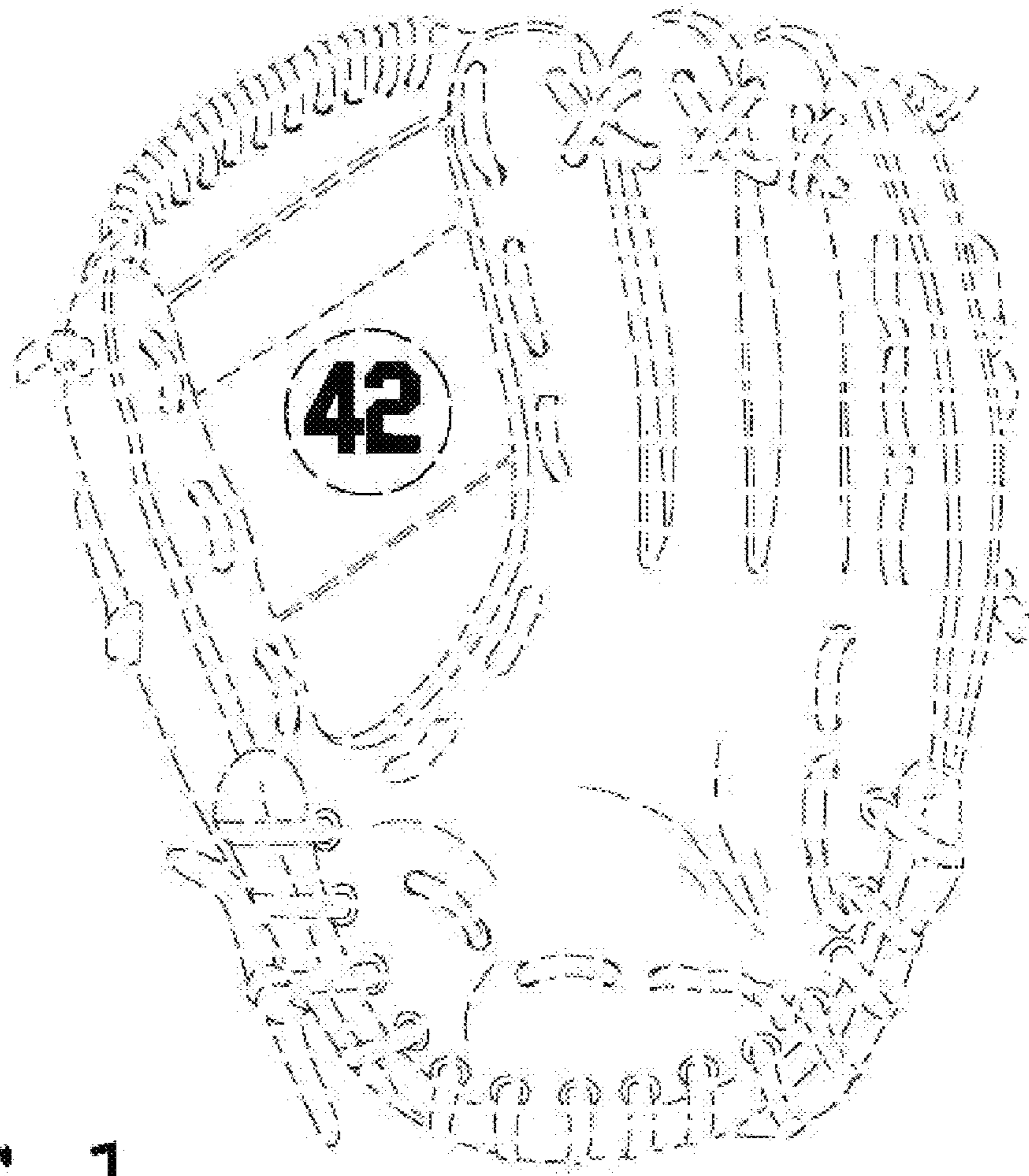


FIG. 1

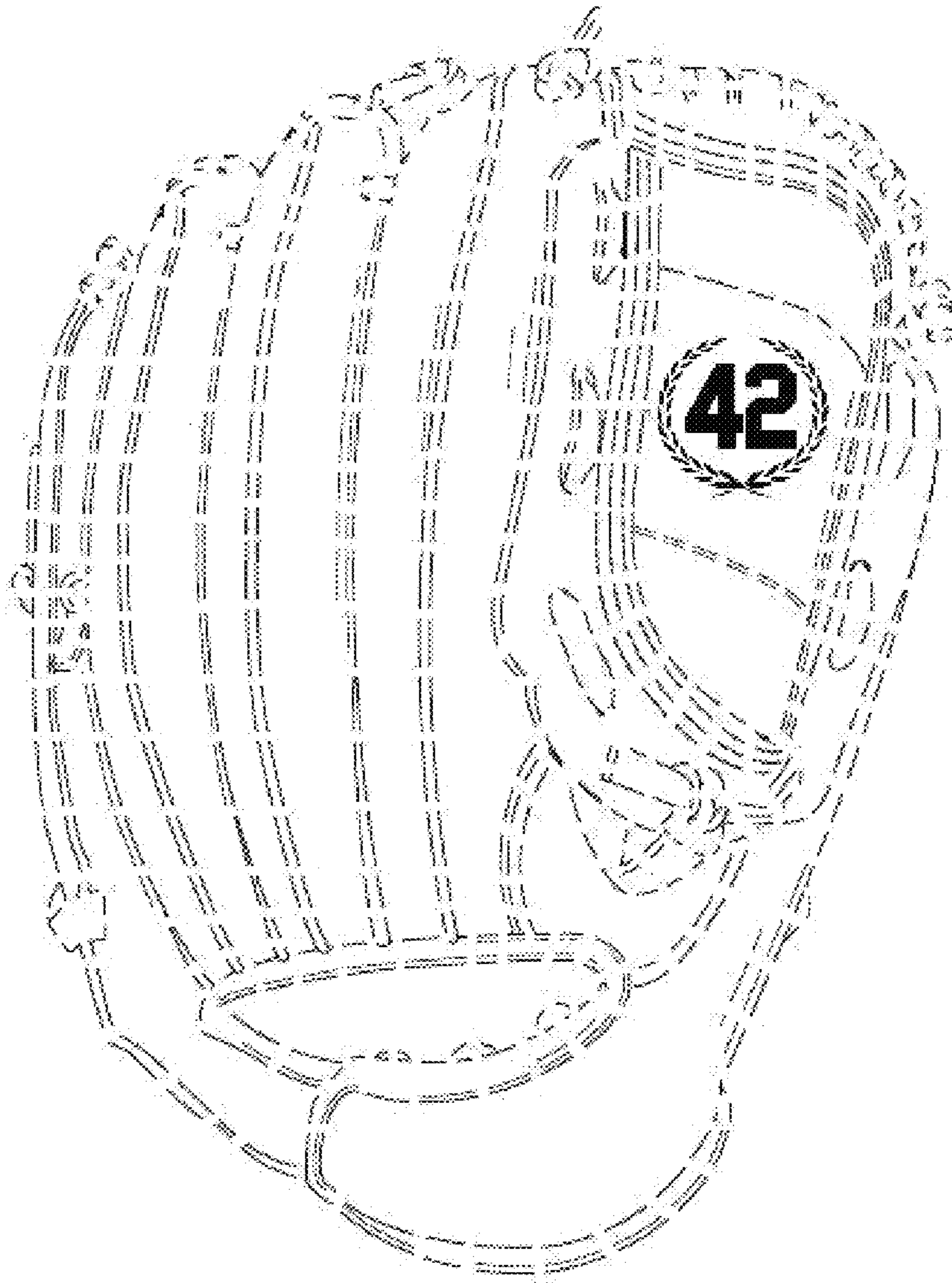


FIG. 2