



US00D776844S

(12) **United States Design Patent** (10) **Patent No.:** **US D776,844 S**
Knie et al. (45) **Date of Patent:** **** Jan. 17, 2017**

(54) **LIGHT FOR A VEHICLE**

Primary Examiner — Marcus Jackson

(71) Applicant: **Jungheinrich Aktiengesellschaft,**
Hamburg (DE)

(74) *Attorney, Agent, or Firm* — Young Basile Hanlon & MacFarlane, P.C.

(72) Inventors: **Andreas Knie,** Hamburg (DE); **Till Muhl,** Hamburg (DE)

(57) **CLAIM**

(73) Assignee: **Jungheinrich Aktiengesellschaft,**
Hamburg (DE)

The ornamental design for a light for a vehicle, as shown and described.

(**) Term: **15 Years**

DESCRIPTION

(21) Appl. No.: **29/541,447**

(22) Filed: **Oct. 2, 2015**

(30) **Foreign Application Priority Data**

Apr. 2, 2015 (EM) 002674911

(51) **LOC (10) Cl.** **26-06**

(52) **U.S. Cl.**
USPC **D26/28**

(58) **Field of Classification Search**
USPC D26/28–36; 362/80–83, 267–269,
362/459–468, 475–478, 485–487
CPC F21S 48/00; F21S 48/10; F21S 48/115;
F21S 48/225; F21S 48/1233; F21S
48/1266; F21S 48/1388; F21S 48/2268;
F21V 21/04

See application file for complete search history.

(56) **References Cited**

U.S. PATENT DOCUMENTS

D455,852 S * 4/2002 Sawabe D26/28
D501,571 S * 2/2005 Kouchi D26/28
D511,016 S * 10/2005 Tamura D26/28
D518,207 S * 3/2006 Wong D26/28

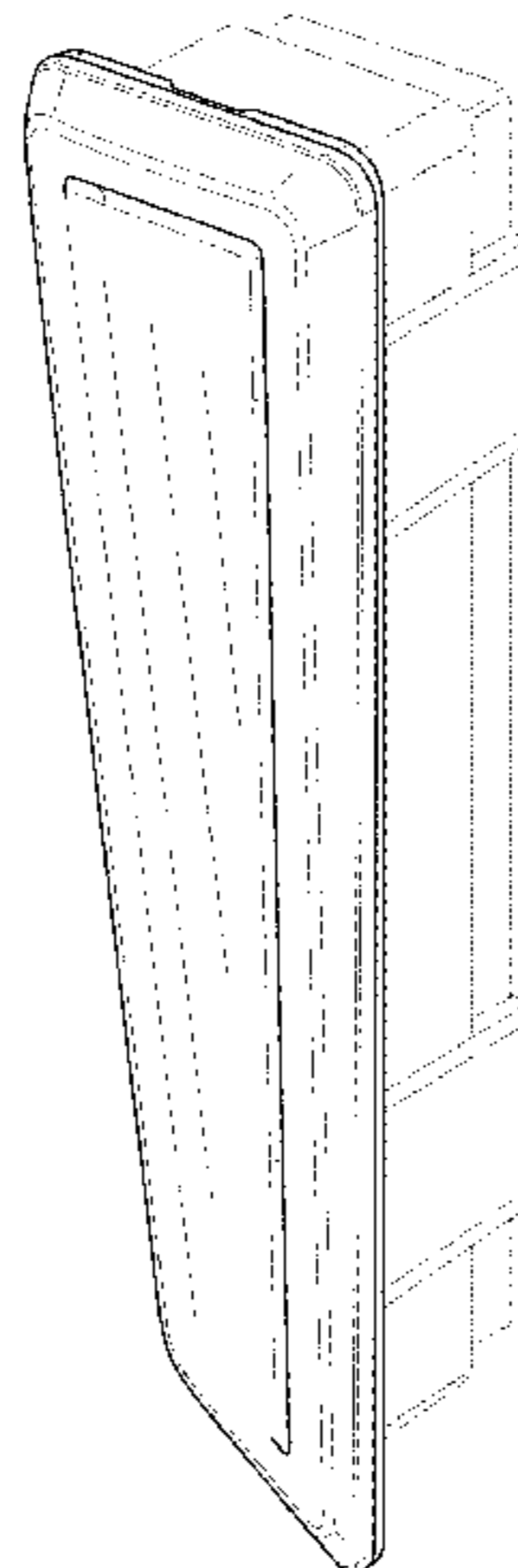
(Continued)

OTHER PUBLICATIONS

Design U.S. Appl. No. 29/541,451, filed Oct. 2, 2015.

FIG. 1 is a front view of the light of our new design in one environment in which it may be used, wherein a first embodiment of the light is to the right and a second embodiment of the light is to the left;
FIG. 2 is a perspective view of the first embodiment of the light of FIG. 1, and the perspective view of the second embodiment is a minor image of FIG. 2;
FIG. 3 is a front view of the first embodiment of the light of FIG. 1, and the front view of the second embodiment is a minor image of FIG. 3;
FIG. 4 is a rear view of the first embodiment of the light of FIG. 1, and the rear view of the second embodiment is a minor image of FIG. 4;
FIG. 5 is a left side view of the first embodiment of the light of FIG. 1, and the right side view of the second embodiment is a mirror image of FIG. 5;
FIG. 6 is a right side view of the first embodiment of the light of FIG. 1, and the left side view of the second embodiment is a minor image of FIG. 6;
FIG. 7 is a top view of the first embodiment of the light of FIG. 1, and the top view of the second embodiment is a minor image of FIG. 7; and,
FIG. 8 is a bottom view of the first embodiment of the light of FIG. 1, and the bottom view of the second embodiment is a mirror image of FIG. 8.
The broken-line drawings in all views of the light are for environmental purposes only and form no part of the claimed design.

1 Claim, 4 Drawing Sheets



(56)

References Cited

U.S. PATENT DOCUMENTS

D587,827 S * 3/2009 Tsukui D26/28
D590,079 S * 4/2009 Higashikawa D26/28
D602,184 S * 10/2009 Wu D26/28

* cited by examiner

FIG. 1



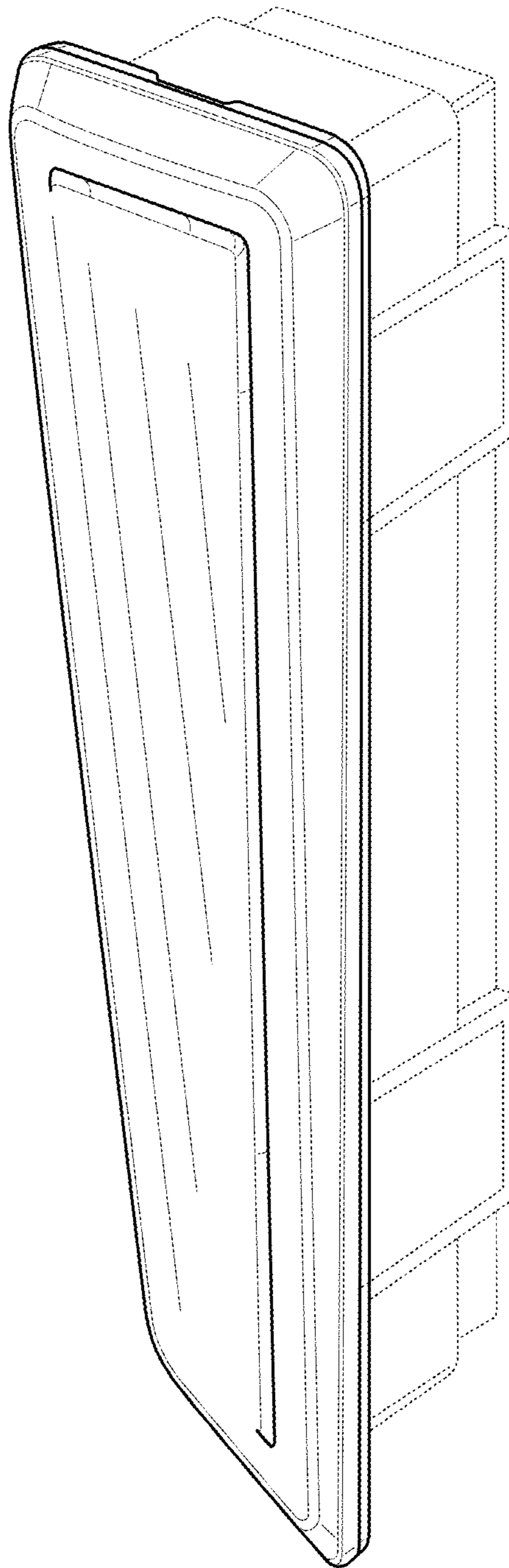


FIG. 2

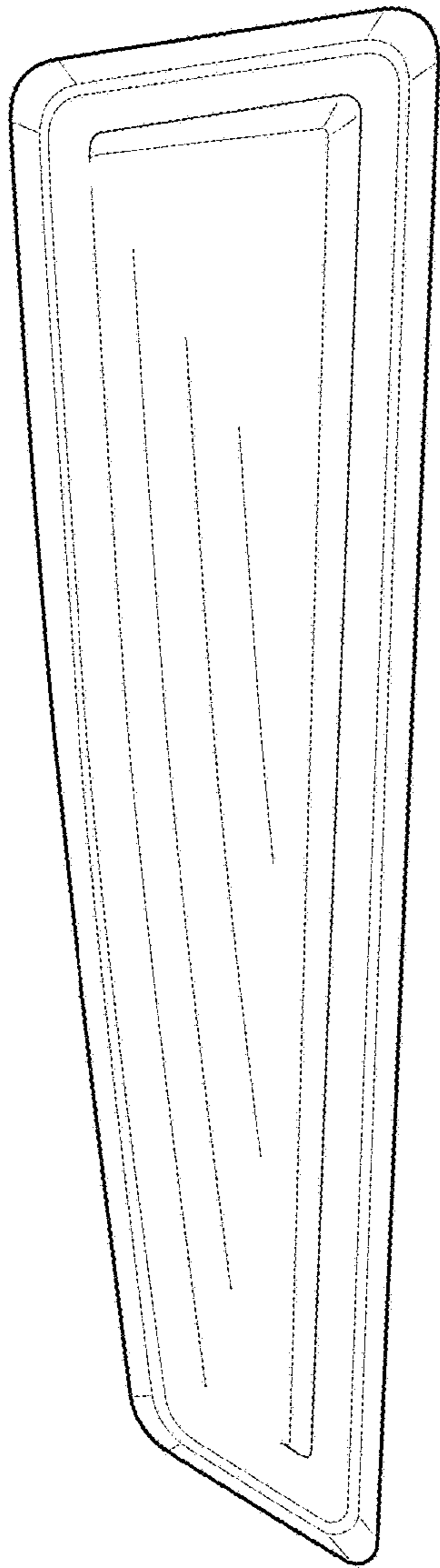


FIG. 3

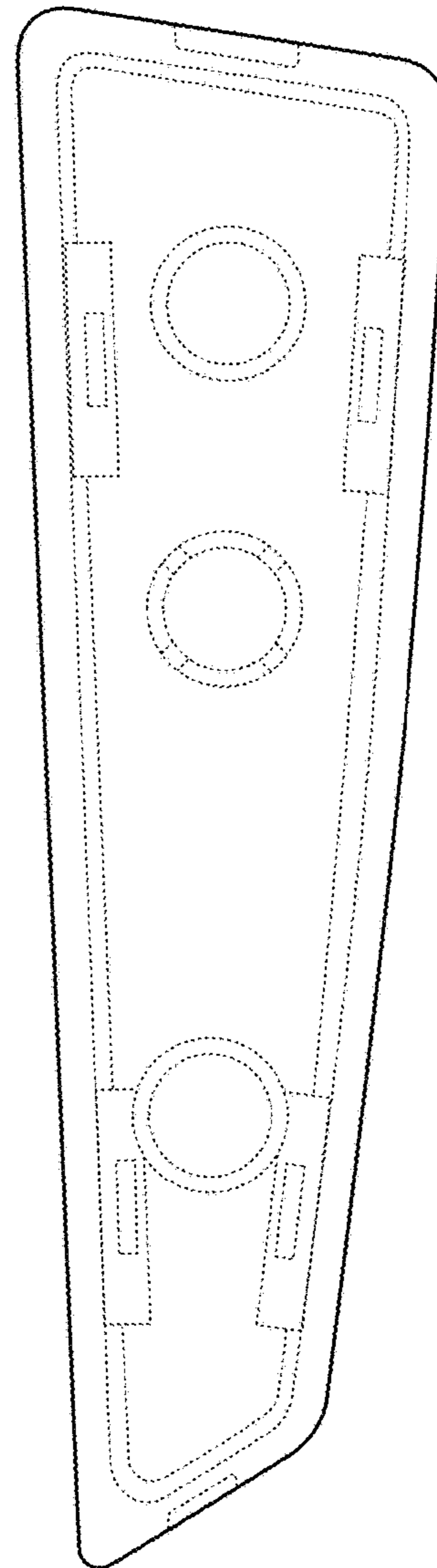


FIG. 4

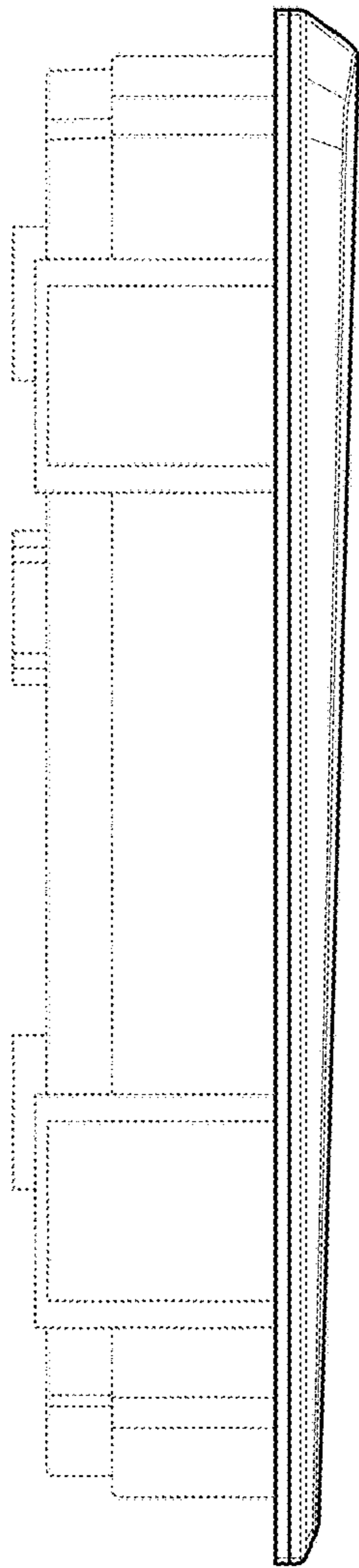


FIG. 5

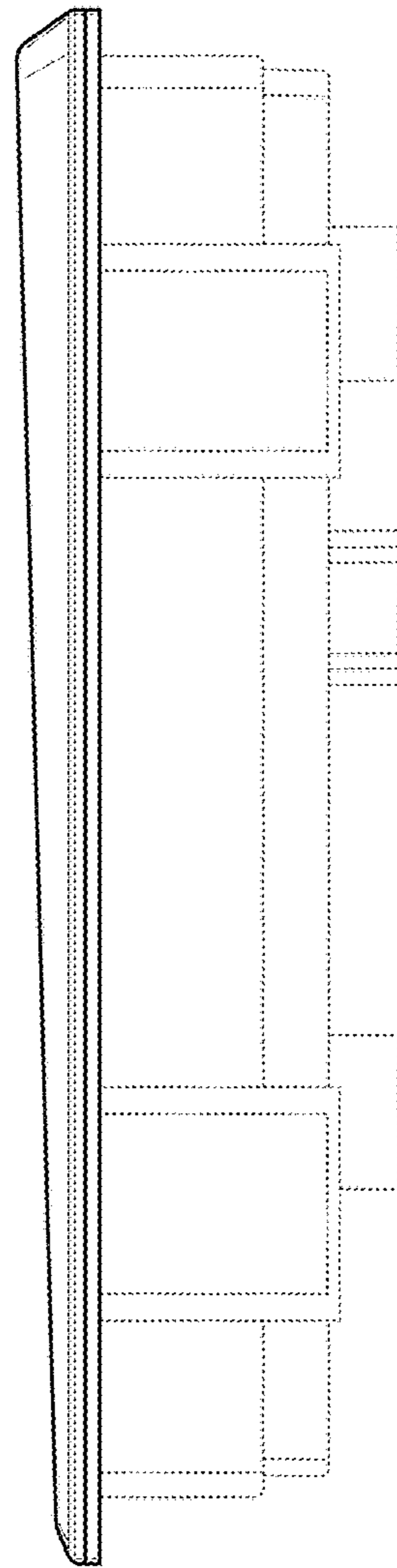


FIG. 6




FIG. 7

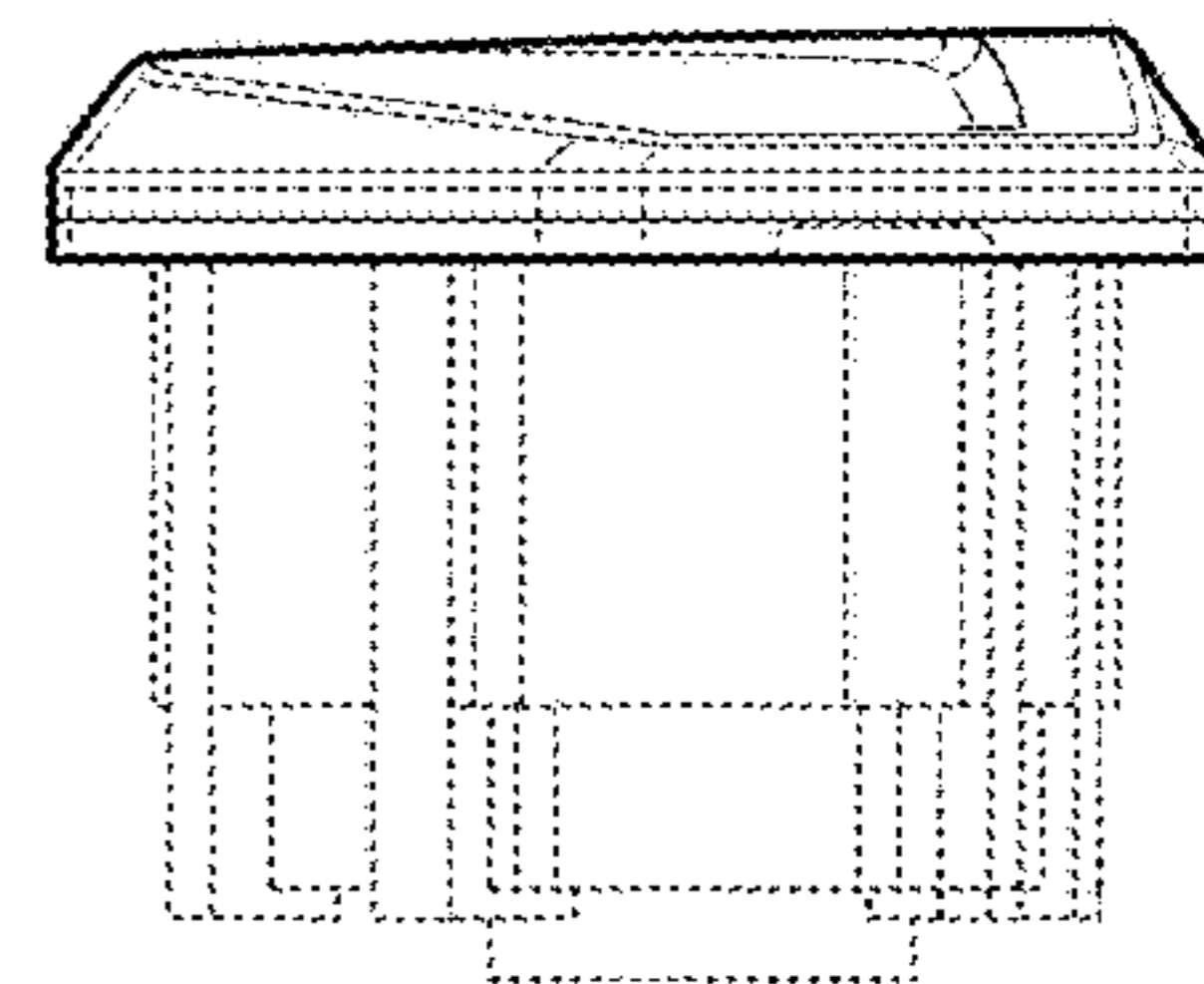


FIG. 8