



US00D776794S

(12) **United States Design Patent** (10) **Patent No.:** **US D776,794 S**  
**Müller** (45) **Date of Patent:** **\*\* Jan. 17, 2017**

(54) **T-HANDLE FOR A VALVE**  
(71) Applicant: **ARMATURENFABRIK FRANZ SCHNEIDER GMBH + CO. KG,**  
Nordheim (DE)

(72) Inventor: **Axel Müller,** Schwaigern (DE)

(73) Assignee: **Armaturenfabrik Franz Schneider GmbH + Co. KG,** Nordheim (DE)

(\*\*) Term: **15 Years**

(21) Appl. No.: **35/500,387**

(22) Filed: **Nov. 30, 2015**

(80) **Hague Agreement Data**

Int. Filing Date: **Nov. 30, 2015**  
Int. Reg. No.: **DM/088564**  
Int. Reg. Date: **Nov. 30, 2015**  
Int. Reg. Pub. Date: **Dec. 18, 2015**

(51) **LOC (10) Cl.** ..... **23-01**

(52) **U.S. Cl.**  
USPC ..... **D23/250**

(58) **Field of Classification Search**  
USPC ..... D8/17, 21-29, 300, 302, 307, 310, 331,  
D8/338, 387; D12/175; D15/144.1;  
D23/249, D23/250, 254  
CPC ..... B25B 13/00; B25B 13/28; B25B 13/38  
See application file for complete search history.

(56) **References Cited**

**U.S. PATENT DOCUMENTS**

D285,246 S \* 8/1986 Fetty ..... D23/250  
4,835,998 A \* 6/1989 Steinbach ..... E05B 5/003  
70/207  
D335,811 S \* 5/1993 Bengtson ..... D23/250  
D432,633 S \* 10/2000 Higgins ..... D23/250

D432,634 S \* 10/2000 Higgins ..... D23/250  
D433,105 S \* 10/2000 Mirth ..... D23/250  
D441,633 S \* 5/2001 Jenks ..... D8/307  
D454,045 S \* 3/2002 Rinner ..... D8/107  
6,422,049 B1 \* 7/2002 Jenks ..... E05B 5/003  
292/336.3  
D477,055 S \* 7/2003 Marshall ..... D23/250  
D547,624 S \* 7/2007 Strahorn ..... D8/21  
D555,445 S \* 11/2007 Strahorn ..... D8/21  
D565,380 S \* 4/2008 Rinner ..... D8/107  
D600,999 S \* 9/2009 Minnich ..... D8/341  
D605,024 S \* 12/2009 Cotton ..... D8/302  
D613,139 S \* 4/2010 Lai ..... D8/21  
D613,823 S \* 4/2010 Sofield ..... D23/250  
D632,157 S \* 2/2011 Le ..... D8/306  
D639,646 S \* 6/2011 Finley, Jr. .... D8/387  
D646,523 S \* 10/2011 Johnson ..... D7/397  
D658,437 S \* 5/2012 Johnson ..... D7/397  
D714,913 S \* 10/2014 Smith ..... D23/250  
D715,611 S \* 10/2014 Stamm ..... D8/24  
D717,152 S \* 11/2014 Weinerman ..... D8/331

(Continued)

*Primary Examiner* — Darlington Ly


(57) **CLAIM**

The ornamental design for a T-handle for a valve, as shown and described.

**DESCRIPTION**

- 1. T-handle for a valve
- 1.1 is a right side elevation view of the T-handle for a valve showing my new design;
- 1.2 is a left side elevation view thereof;
- 1.3 is a top plan view thereof;
- 1.4 is a bottom plan view thereof;
- 1.5 is a front elevation view thereof;
- 1.6 is a rear elevation view thereof;
- 1.7 is a front, top, and right side perspective view thereof;
- 1.8 is a front, top, and left side perspective view thereof;
- 1.9 is a rear, top, and right side perspective view thereof; and
- 1.10 is a rear, top, and left side perspective view thereof.

**1 Claim, 10 Drawing Sheets**



(56)


**References Cited**

U.S. PATENT DOCUMENTS


2011/0100166 A1\* 5/2011 Darbinyan ..... B25B 13/28  
81/90.1

\* cited by examiner


**1.1**




**1.2**




**1.3**




**1.4**



**1.5**




**1.6**







**1.7**



**1.8**



**1.9**



# 1.10

