



US00D776756S

(12) **United States Design Patent** (10) **Patent No.:** **US D776,756 S**
Witsil et al. (45) **Date of Patent:** **** *Jan. 17, 2017**

- (54) **VERTICALLY-ORIENTED, TRANSLUCENT TRANSACTION CARD**
- (75) Inventors: **Kathleen H. Witsil**, Wilmington, DE (US); **Dori K. Skelding**, Wilmington, DE (US)
- (73) Assignee: **JPMorgan Chase Bank, N.A.**, New York, NY (US)
- (*) Notice: This patent is subject to a terminal disclaimer.
- (**) Term: **14 Years**
- (21) Appl. No.: **29/336,290**
- (22) Filed: **Apr. 30, 2009**
- (51) **LOC (10) Cl.** **19-08**
- (52) **U.S. Cl.**
USPC **D19/10**
- (58) **Field of Classification Search**
USPC D19/1-34; 40/124.01-124.15, 672, 661, 40/726, 776, 617, 600; 283/72, 74, 75, 283/103, 105, 106; 206/449, 460; D21/385; D20/10, D20/22, 27, 40, 42, 11; D14/435-437; 235/487, 235/488
See application file for complete search history.

(56) **References Cited**

U.S. PATENT DOCUMENTS

- 5,578,415 A * 11/1996 Hayashi et al. 430/270.11
5,746,451 A * 5/1998 Weyer 283/65
D406,861 S * 3/1999 Leedy, Jr. D19/10
D408,054 S * 4/1999 Leedy, Jr. D19/9
D438,562 S * 3/2001 Webb et al. D19/10
D438,563 S * 3/2001 Webb et al. D19/10
6,290,137 B1 * 9/2001 Kiekhaefer 235/487

- 6,296,188 B1 * 10/2001 Kiekhaefer 235/487
D464,355 S * 10/2002 Burke D14/436
D481,068 S * 10/2003 Blossom et al. D19/10
6,705,530 B2 * 3/2004 Kiekhaefer 235/487
6,732,936 B1 * 5/2004 Kiekhaefer 235/487
6,769,618 B1 * 8/2004 Finkelstein 235/487
6,902,116 B2 * 6/2005 Finkelstein 235/492
D510,601 S * 10/2005 Best et al. D20/27
D522,052 S * 5/2006 Lubking D19/10
D524,859 S * 7/2006 Graves et al. D19/9
D524,860 S * 7/2006 Risafi et al. D19/9
D526,012 S * 8/2006 Dorr et al. D19/9

(Continued)

OTHER PUBLICATIONS

Flexi Card, http://www.flexicard.com.tr/new_generation_card.html, pp. 1-5, Garanti Bank, Turkey, Copyright 2005.

Primary Examiner — David Muller

(74) *Attorney, Agent, or Firm* — Hunton & Williams LLP

(57) **CLAIM**

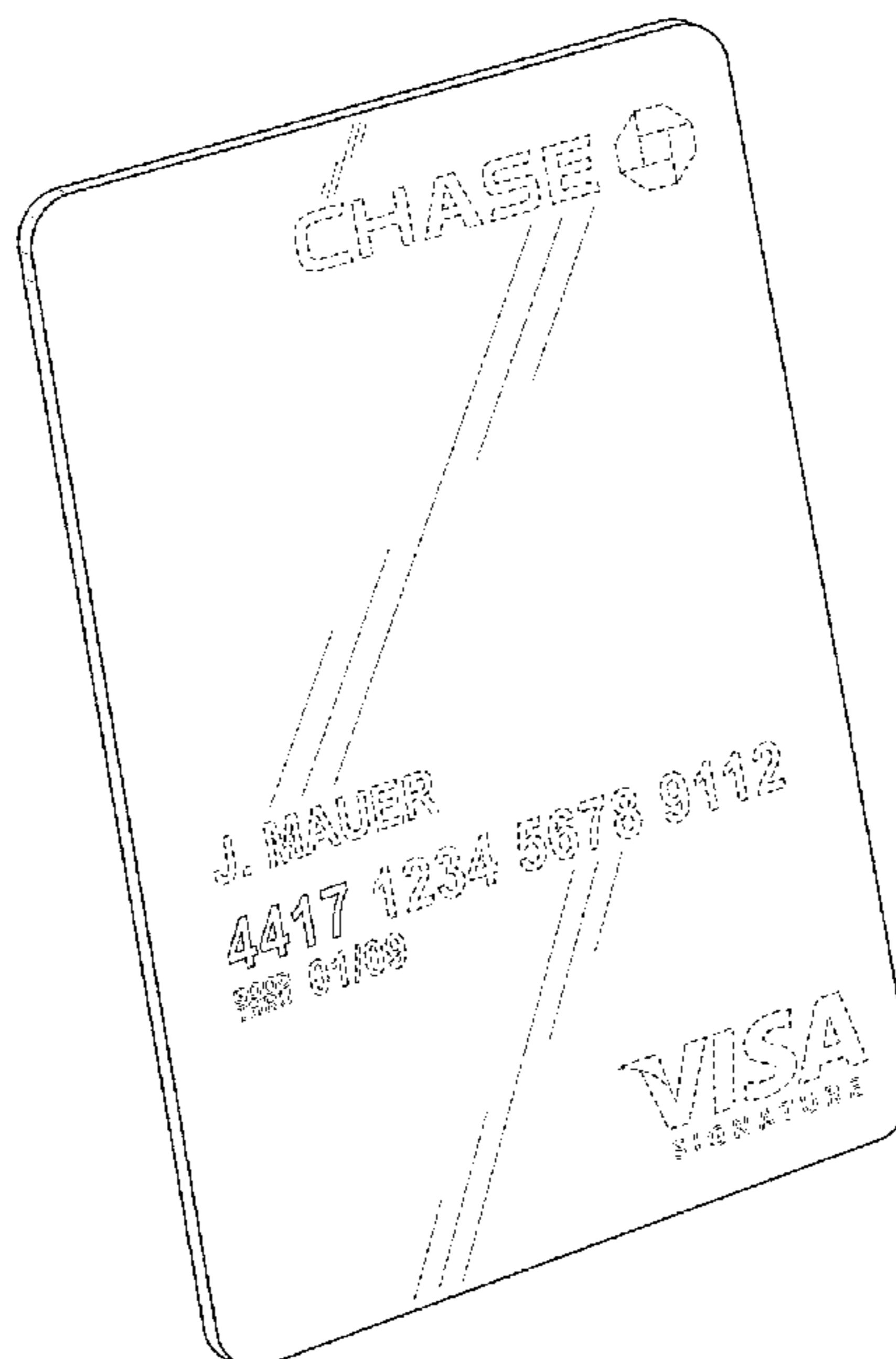
The ornamental design for a vertically-oriented, translucent transaction card, as shown and described.

DESCRIPTION

FIG. 1 depicts a perspective view of a front face of a vertically-oriented, translucent transaction card.
FIG. 2 depicts a front elevational view of FIG. 1.
FIG. 3 depicts a back elevational view of FIG. 1.
FIG. 4 depicts a side elevational view of FIG. 1.
FIG. 5 depicts an opposite side elevational view of FIG. 1.
FIG. 6 depicts a bottom plan view of FIG. 1; and,
FIG. 7 depicts a top plan view of FIG. 1.

The broken lines in the drawings illustrate environmental structure on the article and form no part of the claimed design.

1 Claim, 4 Drawing Sheets



(56)

References Cited

U.S. PATENT DOCUMENTS

D526,015	S	*	8/2006	Allard et al.	D19/9
D530,741	S	*	10/2006	Blossom	D19/9
D560,717	S	*	1/2008	Robertson et al.	D19/10
2002/0066790	A1	*	6/2002	Cocco	235/491
2002/0145049	A1	*	10/2002	Lasch et al.	235/488
2003/0136848	A1	*	7/2003	Kiekhaefer	235/487
2004/0020992	A1	*	2/2004	Lasch et al.	235/487
2004/0124245	A1	*	7/2004	Kiekhaefer	235/487
2004/0155104	A1	*	8/2004	Mitchell, Jr.	235/380
2005/0040242	A1	*	2/2005	Beenau et al.	235/492
2005/0051633	A1	*	3/2005	Lasch et al.	235/487
2006/0196948	A1	*	9/2006	Weber et al.	235/487
2006/0292946	A1	*	12/2006	Kiekhaefer	442/43
2008/0003394	A1	*	1/2008	Eke	428/41.8
2008/0290178	A1	*	11/2008	Reynolds et al.	235/494

* cited by examiner



FIG. 1

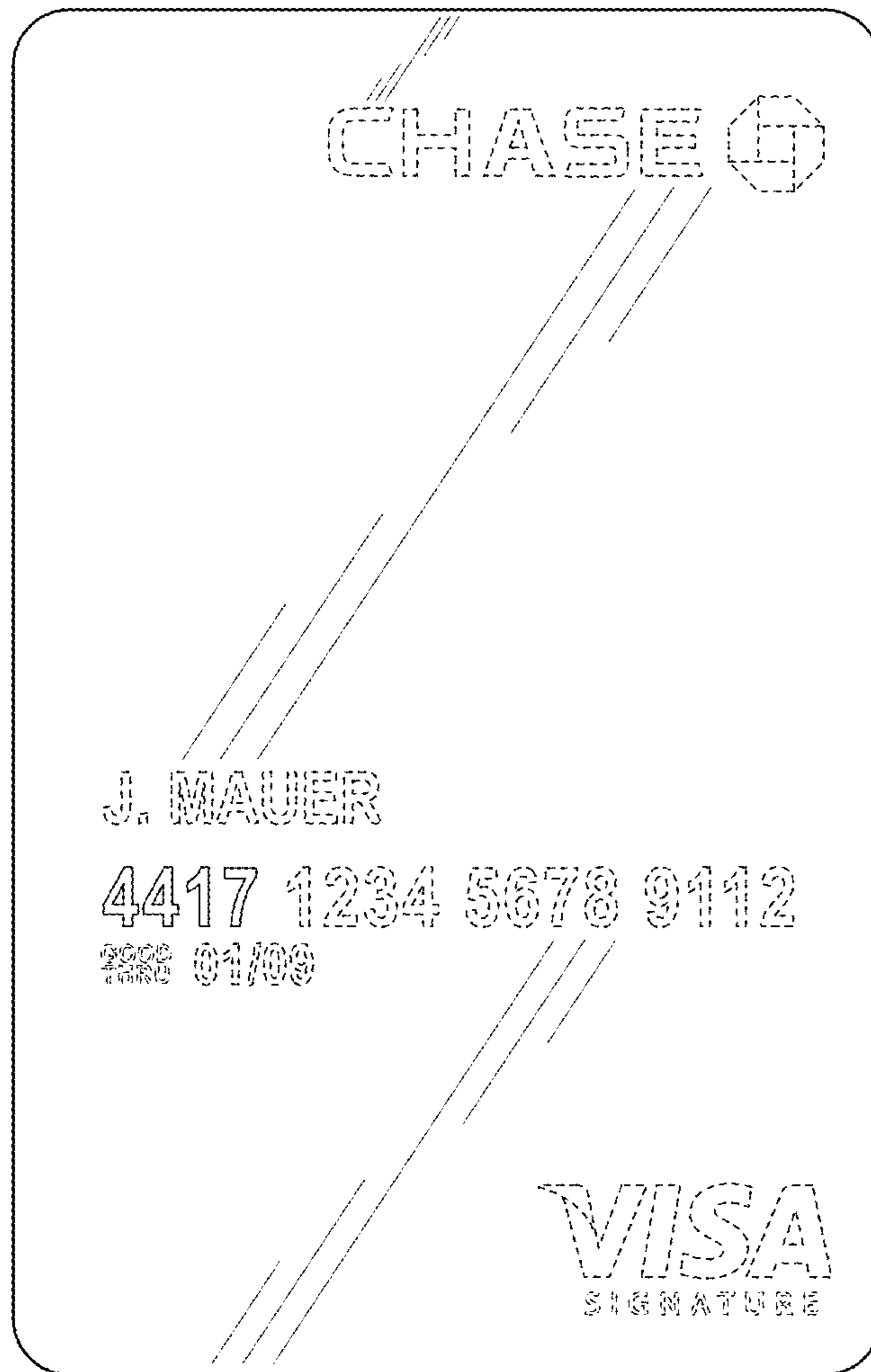


FIG. 2

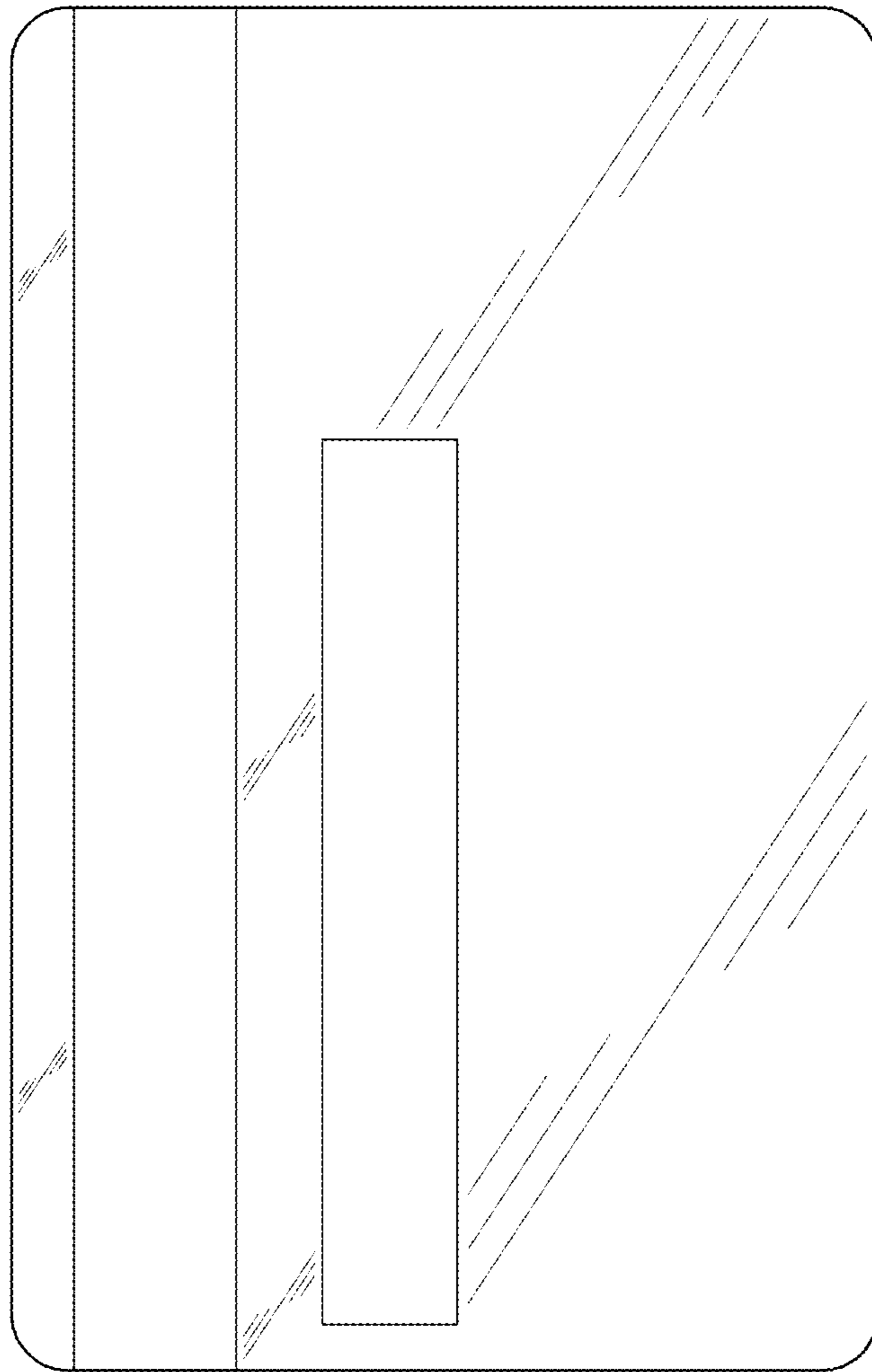


FIG. 3

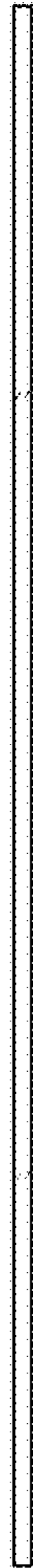


FIG. 4



FIG. 5

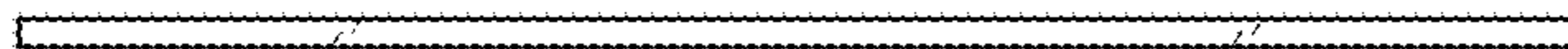


FIG. 6




FIG. 7