



US00D776736S

(12) **United States Design Patent** (10) **Patent No.:** **US D776,736 S**
Aquino (45) **Date of Patent:** **** Jan. 17, 2017**

(54) **READING MAGNIFIER**
(71) Applicant: **SA Richards, Inc.**, Fort Lee, NJ (US)
(72) Inventor: **Richard Aquino**, Fort Lee, NJ (US)
(73) Assignee: **SA Richards, Inc.**, Fort Lee, NJ (US)
(**) Term: **14 Years**
(21) Appl. No.: **29/521,524**
(22) Filed: **Mar. 24, 2015**
(51) **LOC (10) Cl.** **16-06**
(52) **U.S. Cl.**
USPC **D16/135**
(58) **Field of Classification Search**
USPC D22/100, 108–110, 199; D16/130–136,
D16/200, 225, 229; D14/302, 305, 307,
D14/314, 315, 322, 334, 335, 336;
33/297, 298, 227, 299; 42/111, 112, 113,
42/122, 130, 134–145, 124; 225/414;
356/29, 139, 2, 250, 251, 252, 138;
89/41, 19, 161, 200–204; 350/550;
250/467.1; 359/428, 424
CPC F41G 3/08
See application file for complete search history.

D758,471 S * 6/2016 van Hees D16/135
D761,249 S * 7/2016 Liang D14/315
2015/0252936 A1* 9/2015 Krantz F16M 11/046
248/176.1

OTHER PUBLICATIONS

Clarity-Full Page Book Magnifier Kit—2X to 4X—p. 1 of 2, Apr. 7, 2014, <http://www.telesightmagnifiers.com/catalog/i758.html>.
Page Magnifier Stands—Google Search, Mar. 17, 2014, <https://www.google.com/search?q=Page+Magnifier+Stands&client=fir>.
SA Richards, Inc.—“PROP-IT“Hands-Free” Page Magnifier”—Image 1 and 2, 2010.

* cited by examiner

Primary Examiner — Susan Bennett Hattan
Assistant Examiner — Jennifer Wright
(74) *Attorney, Agent, or Firm* — Kaplan Breyer Schwarz & Ottesen, LLP; Michael R. Gilman, Esq.

(57) **CLAIM**

The ornamental design for a reading magnifier, as shown and described.

DESCRIPTION

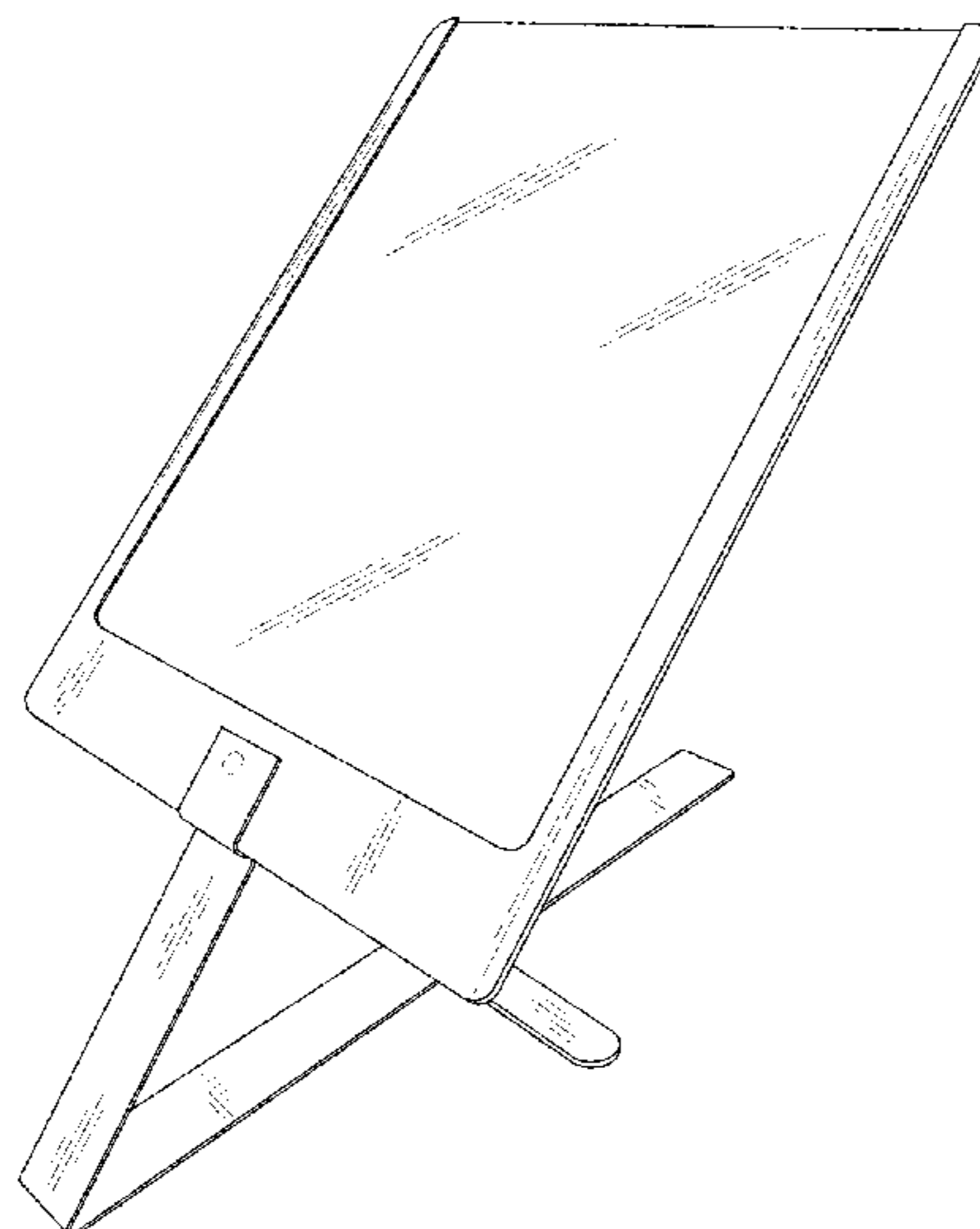
FIG. 1 is a perspective view of a reading magnifier showing my new design;
FIG. 2 is a left side elevational view thereof, the right side elevational view being a mirror image of the left side elevational view;
FIG. 3 is a front elevational view thereof;
FIG. 4 is a rear elevational view thereof;
FIG. 5 is a top plan view thereof; and,
FIG. 6 is a bottom plan view thereof.
The broken lines depict parts of the reading magnifier only and form no part of the claimed design.

1 Claim, 6 Drawing Sheets

(56) **References Cited**

U.S. PATENT DOCUMENTS

D302,683 S * 8/1989 Iwasaki D14/423
D312,262 S * 11/1990 Allon D16/130
D517,328 S * 3/2006 Thrall D6/300
D555,163 S * 11/2007 Beilstein D14/447
D563,960 S * 3/2008 Beilstein D14/447
D633,541 S * 3/2011 Khubani D16/135
D658,697 S * 5/2012 Jim D16/135
D712,397 S * 9/2014 Akana D14/336
D718,960 S * 12/2014 Sanderson D6/656.13
D720,000 S * 12/2014 Lyons D18/4.5
D745,511 S * 12/2015 Lee D14/336
D752,035 S * 3/2016 Akana D14/336
D756,442 S * 5/2016 Bourque D16/135



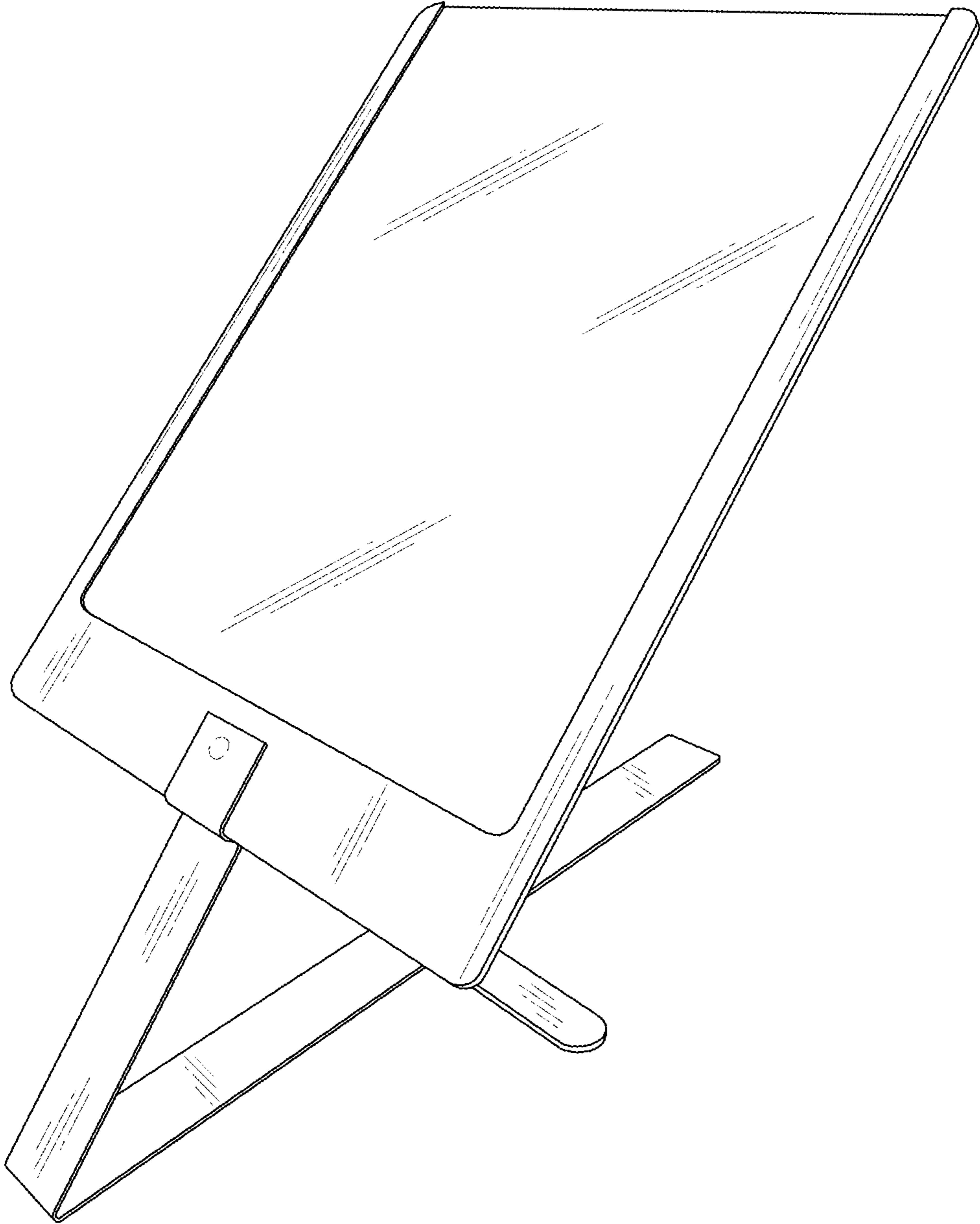


FIG. 1




FIG. 2

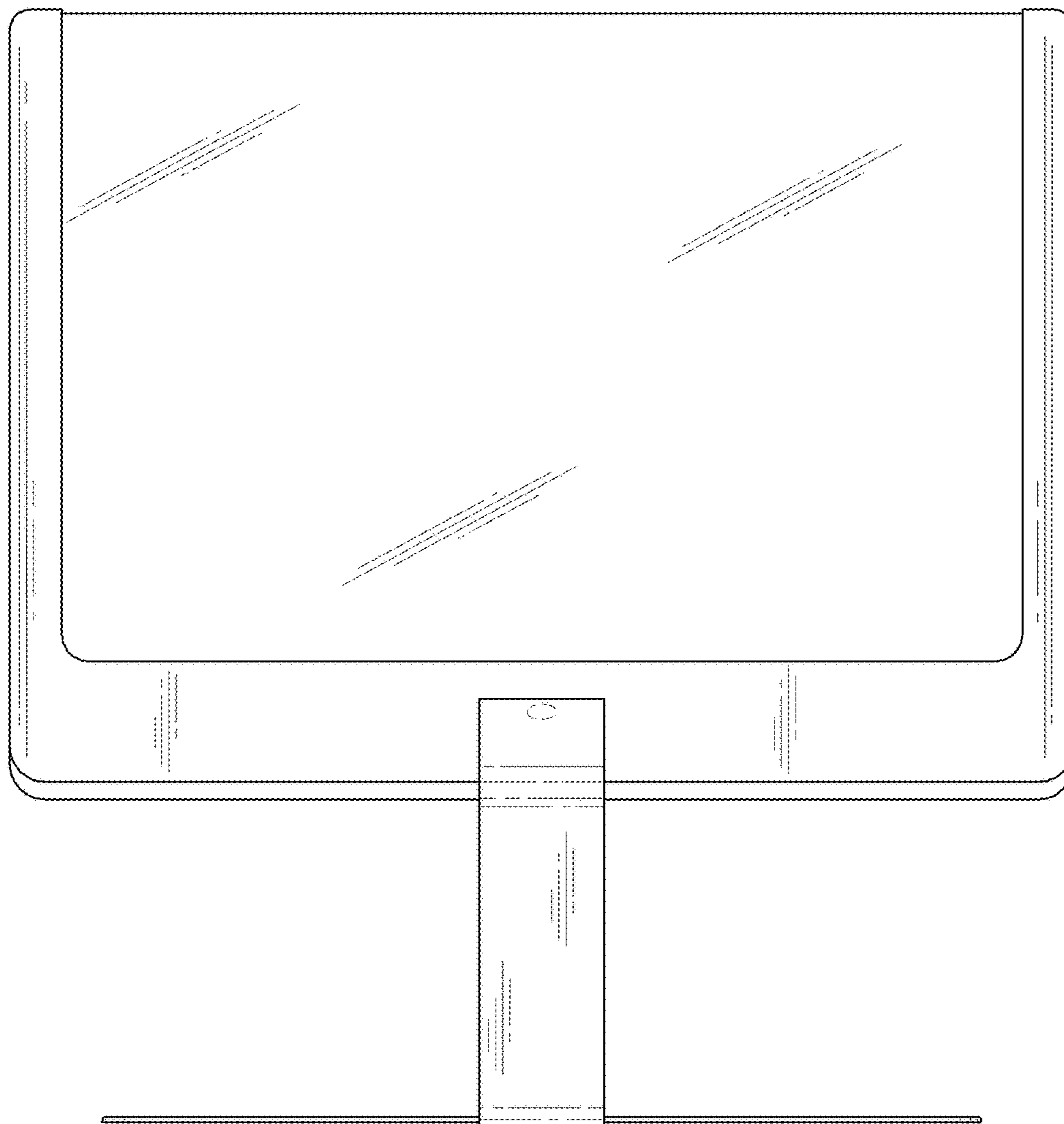


FIG. 3

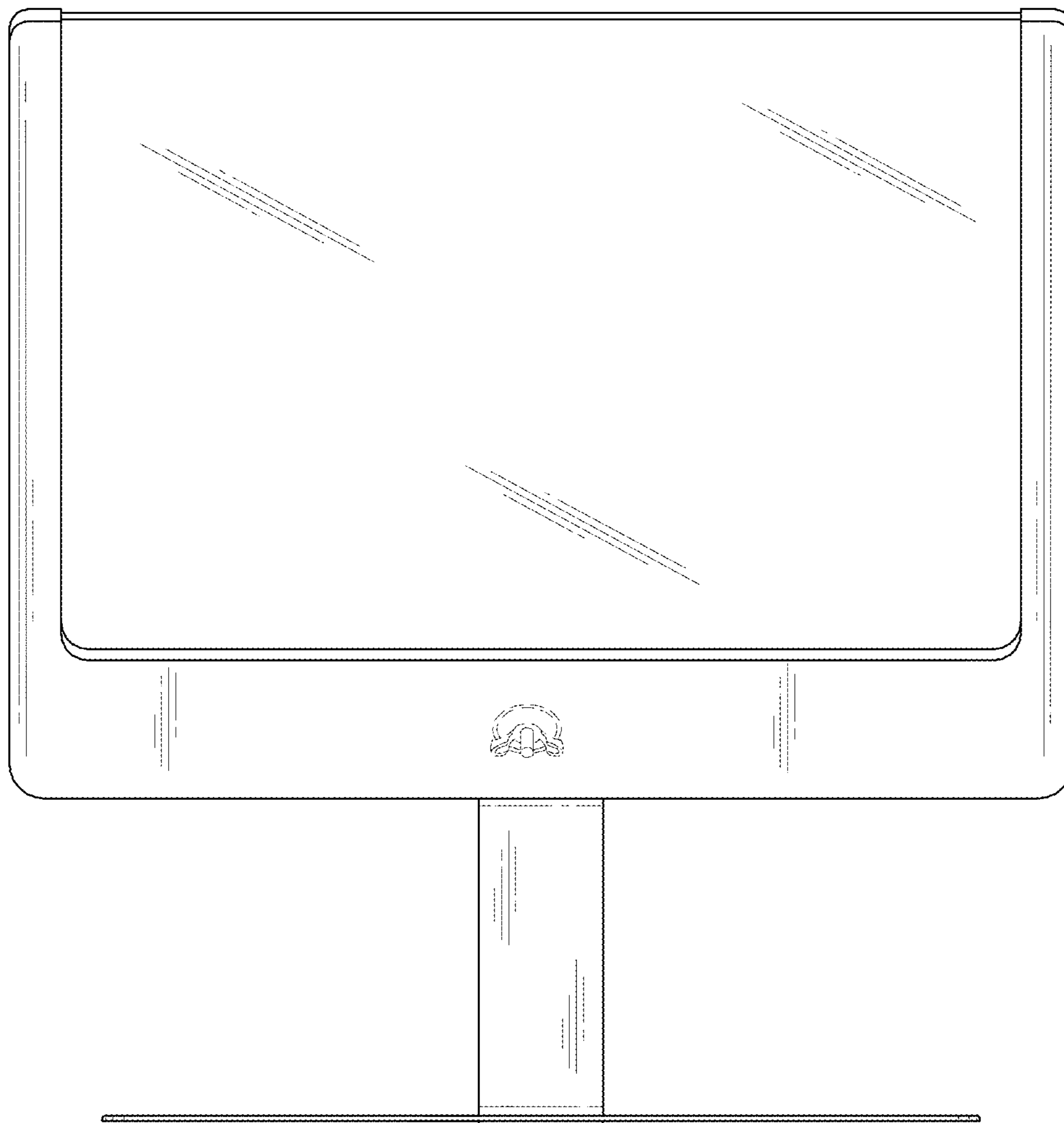


FIG. 4

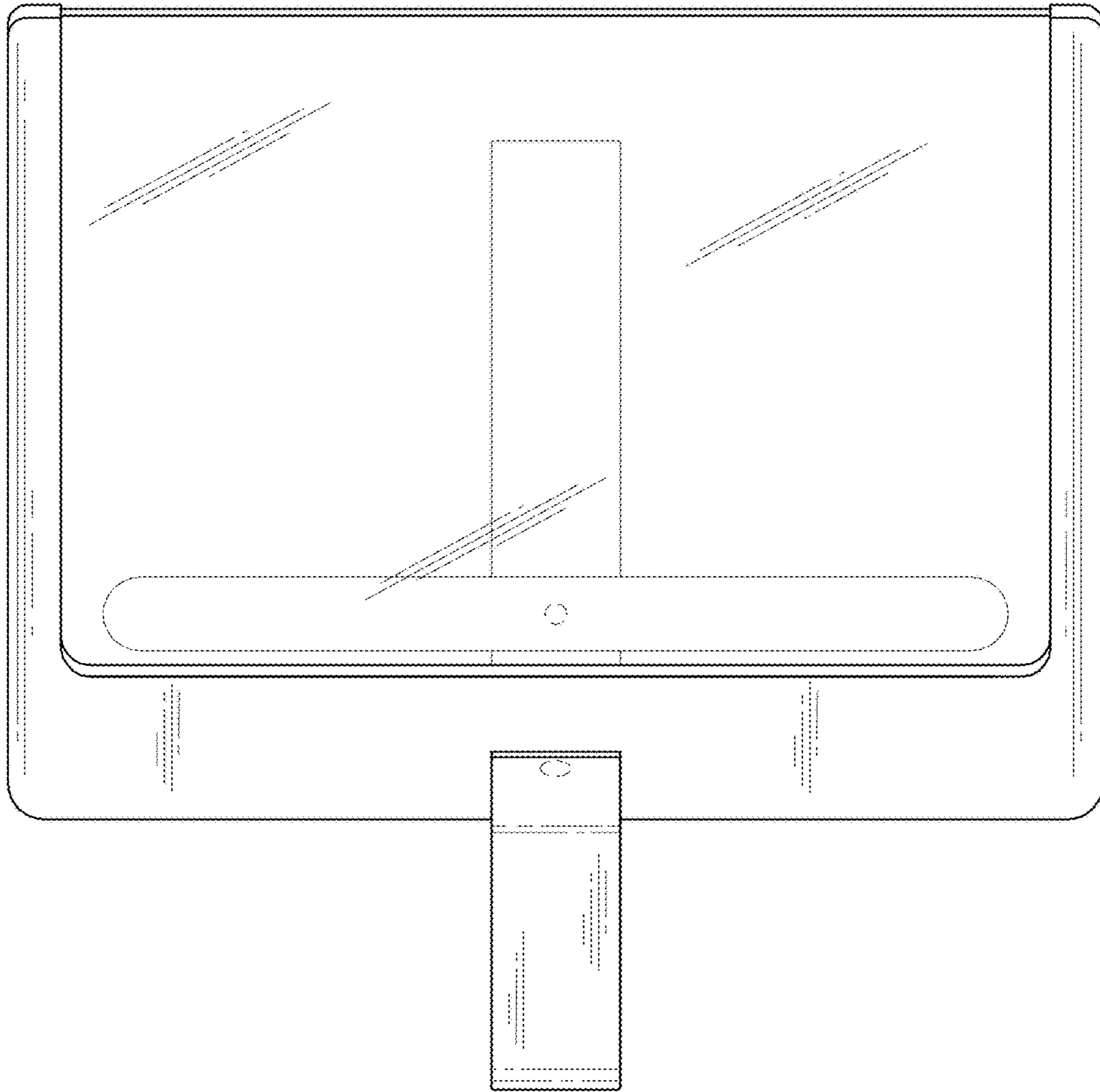


FIG. 5

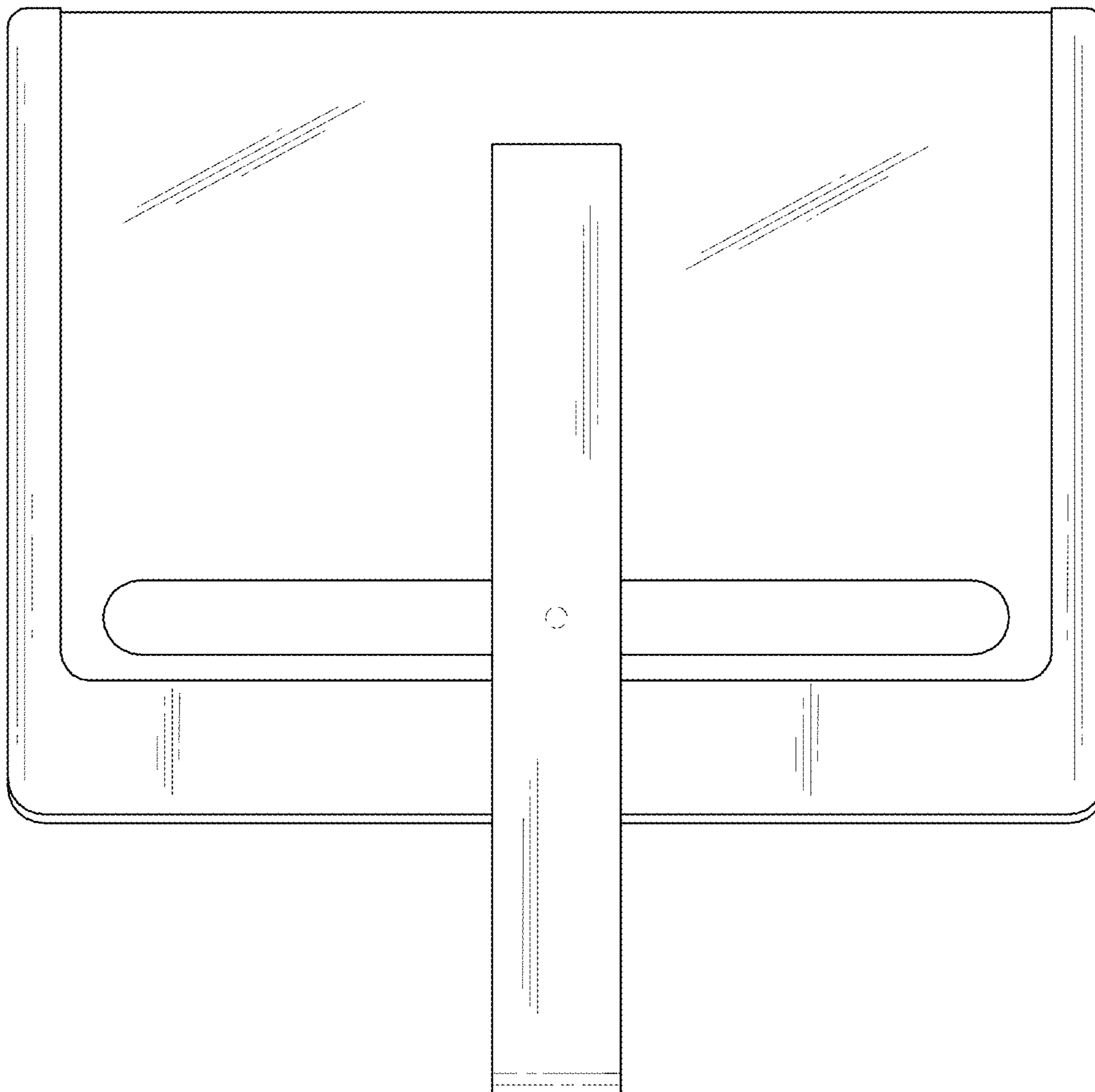


FIG. 6