



US00D776663S

(12) **United States Design Patent**
Takiguchi et al.

(10) **Patent No.:** **US D776,663 S**
(45) **Date of Patent:** **** Jan. 17, 2017**

(54) **PORTABLE COMPUTER CONNECTION
TERMINAL WITH KEYBOARD**

D660,298 S * 5/2012 Vroom D14/434
D660,299 S * 5/2012 Vroom D14/434
D660,300 S * 5/2012 Vroom D14/434
D660,301 S * 5/2012 Vroom D14/434

(71) Applicant: **Panasonic Intellectual Property
Management Co., Ltd., Osaka (JP)**

(Continued)

(72) Inventors: **Shinichi Takiguchi, Osaka (JP);
Atsushi Tani, Osaka (JP)**

OTHER PUBLICATIONS

(73) Assignee: **Panasonic Intellectual Property
Management Co., Ltd., Osaka (JP)**

Panasonic Reveals the Toughbook 20 2-in-1 Device. tablets.
yourfreewordpress.com. (online) 7 pgs. Posted Nov. 10, 2015
[retrieved on Nov. 4, 2016] <http://tablets.yourfreewordpress.com/?p=127951>.*

(**) Term: **15 Years**

Primary Examiner — Susan Bennett Hattan

(21) Appl. No.: **29/554,256**

Assistant Examiner — Marie Fast Horse

(22) Filed: **Feb. 10, 2016**

(74) *Attorney, Agent, or Firm* — Panasonic IP
Management; Kerry S. Culpepper

(51) **LOC (10) Cl.** **14-02**

(52) **U.S. Cl.**

(57) **CLAIM**

USPC **D14/434**; D14/392; D14/455

We claim the ornamental design for a portable computer
connection terminal with keyboard, as shown and described.

(58) **Field of Classification Search**

DESCRIPTION

USPC D14/432, 433, 434, 440, 447, 451, 455,
D14/452, 315, 320, 326, 327, 391, 217,
D14/218, 240, 250–253, 140, 142, 149;
D21/313; D13/103, 107, 108

FIG. 1 is a front perspective view of a portable computer
connection terminal with keyboard of the present invention;
FIG. 2 is a rear perspective view thereof;
FIG. 3 is a front view thereof;
FIG. 4 is a rear view thereof;
FIG. 5 is a left side view thereof;
FIG. 6 is a right side view thereof;
FIG. 7 is a top view thereof;
FIG. 8 is a bottom view thereof; and,
FIG. 9 is a front perspective view thereof shown in an
alternate position for use.

CPC H04M 1/00; H04M 1/04; H04M 1/06;
H04M 1/11; F16M 11/04; F16M 11/041;
G06F 1/1613; G06F 1/1632; G06F
1/1662; G06F 1/1664; G06F
1/1666; G06F 1/1669; G06F
1/1671; G06F 1/1673

See application file for complete search history.

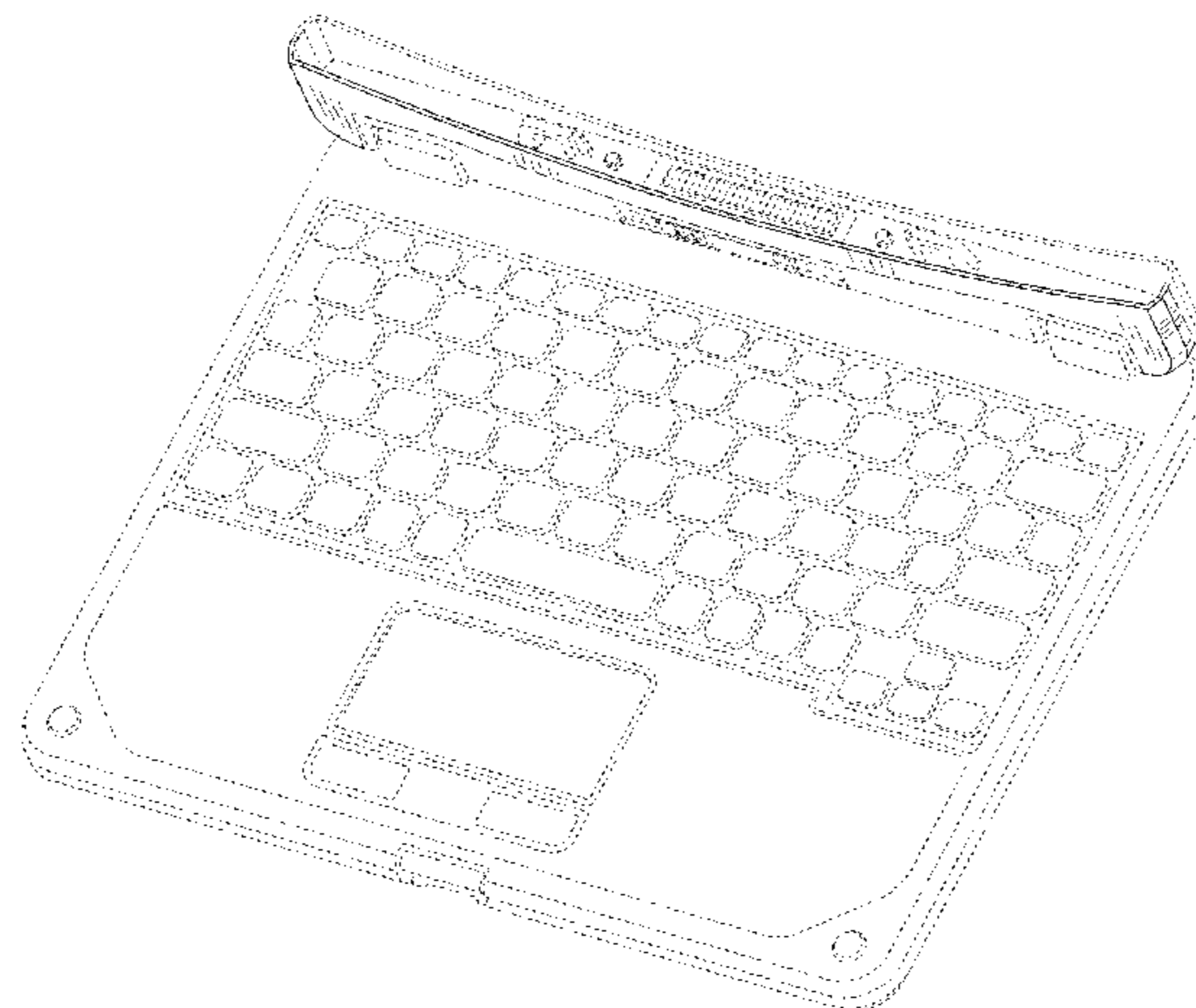
The broken lines in the drawings depict portions of the
portable computer connection terminal with keyboard that
form no part of the claimed design. The broken lines
consisting of unevenly sized dashes define the boundary of
the claim, which extends to the boundary but does not
include the boundary.

(56) **References Cited**

U.S. PATENT DOCUMENTS

D368,704 S * 4/1996 Tanaka D14/434
5,619,397 A * 4/1997 Honda G06F 1/1632
361/679.43
6,937,468 B2 * 8/2005 Lin G06F 1/1632
361/679.41
D516,026 S * 2/2006 Barrett D13/108
D618,689 S * 6/2010 Shimizu D14/434

1 Claim, 9 Drawing Sheets



(56)

References Cited

U.S. PATENT DOCUMENTS

D660,302 S *	5/2012	Vroom	D14/434	D756,998 S *	5/2016	Suzuki	D14/341
D660,303 S *	5/2012	Vroom	D14/434	D761,264 S *	7/2016	Terry	D14/440
D660,304 S *	5/2012	Vroom	D14/434	D766,232 S *	9/2016	Suzuki	D14/315
D669,476 S *	10/2012	Vroom	D14/434	2005/0111182 A1 *	5/2005	Lin	G06F 1/1632
D685,321 S *	7/2013	Smith	D13/108				361/679.41
D710,861 S *	8/2014	Yagi	D14/447	2012/0066424 A1 *	3/2012	Gentil	G06F 1/1654
D712,350 S *	9/2014	Smith	D13/108				710/303
D714,790 S *	10/2014	Probst	D14/440	2012/0176746 A1 *	7/2012	Chen	G06F 1/1616
D719,576 S *	12/2014	Chen	D14/447				361/679.55
8,929,065 B2 *	1/2015	Williams	G06F 1/1632	2013/0039000 A1 *	2/2013	Vicente, Jr.	G06F 1/1681
			361/679.41				361/679.41
9,019,695 B2 *	4/2015	Sun	G06F 1/1632	2013/0163187 A1 *	6/2013	Wang	G06F 1/1632
			361/679.08				361/679.41
D734,762 S *	7/2015	Itano	D14/318	2013/0322011 A1 *	12/2013	Yeh	G06F 1/181
D735,211 S *	7/2015	Itano	D14/318				361/679.44
D740,296 S *	10/2015	Itano	D14/318	2014/0002974 A1 *	1/2014	Kuo	G06F 1/1632
D756,994 S *	5/2016	Shindo	D14/315				361/679.01
				2016/0149597 A1 *	5/2016	Takasu	G06F 1/1669
							455/127.2

* cited by examiner

FIG. 1

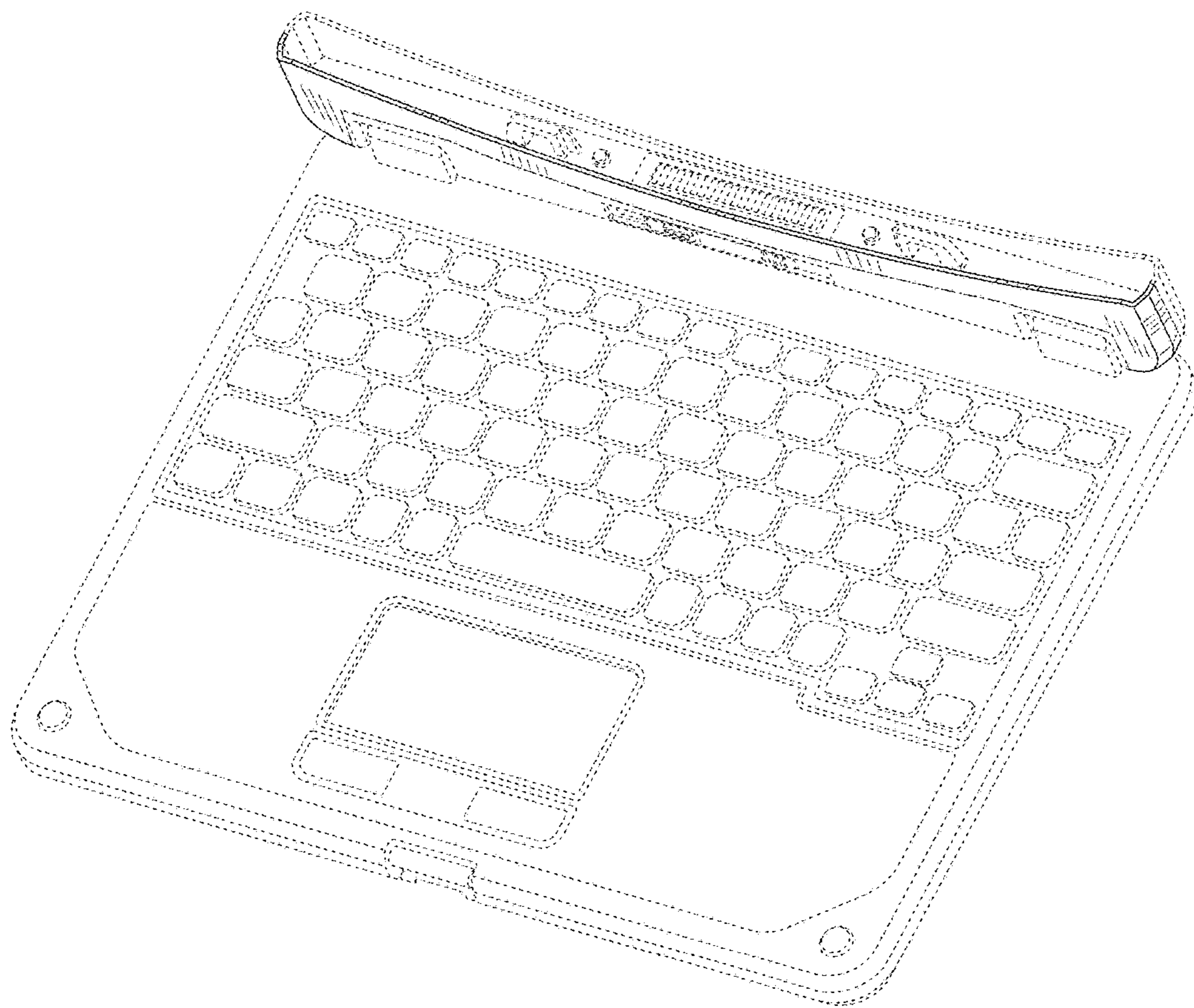


FIG. 2

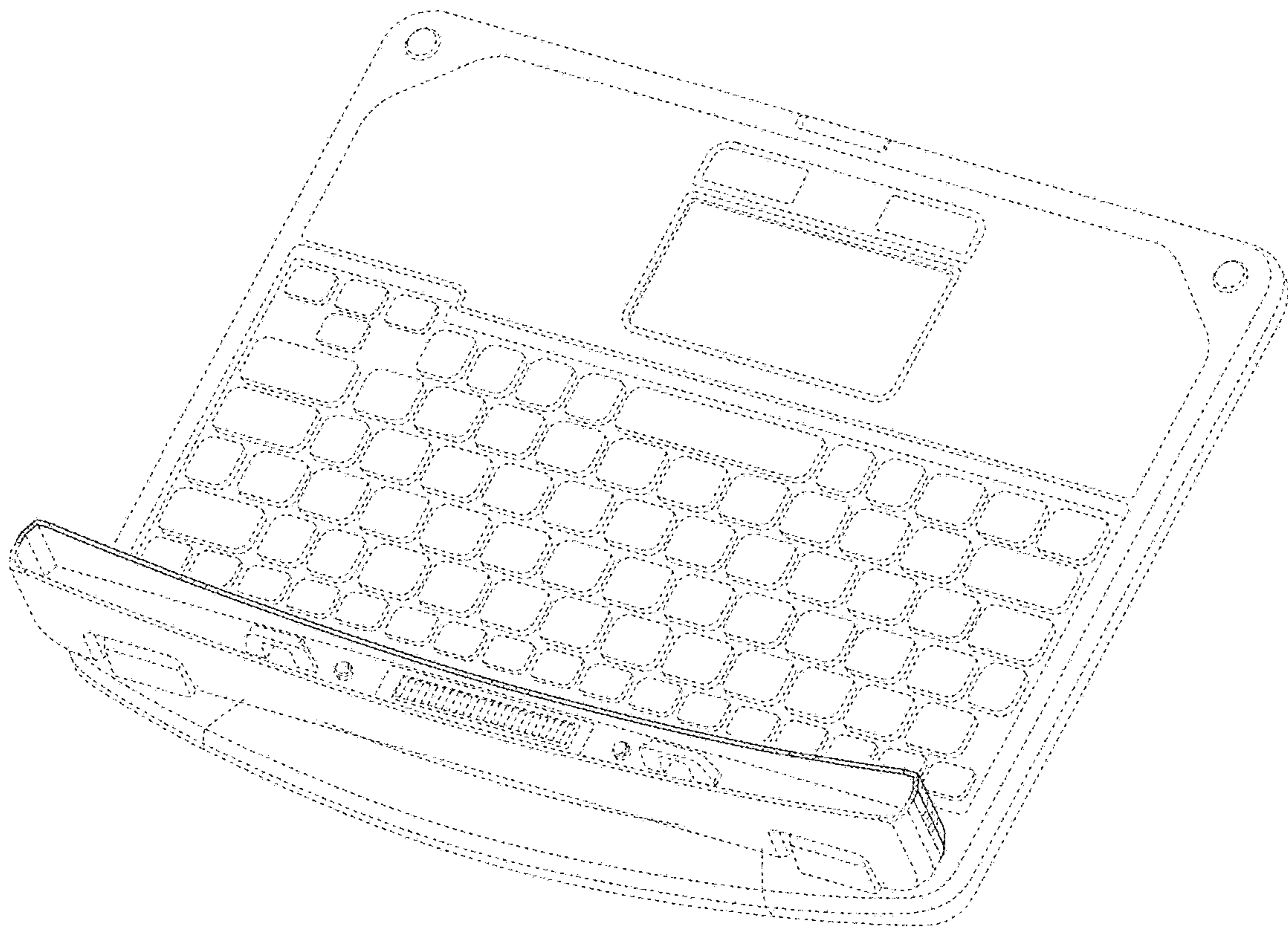


FIG. 3

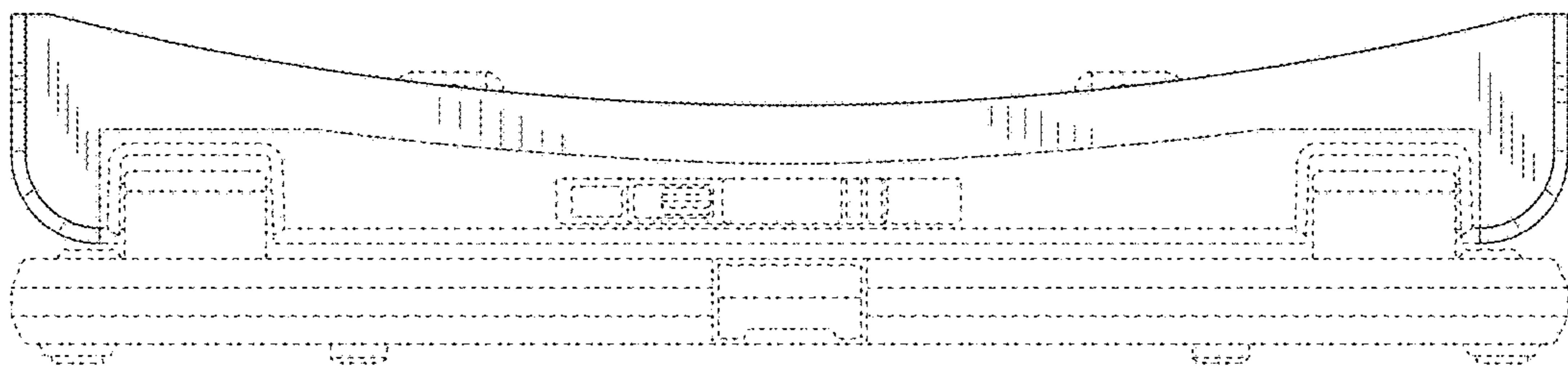


FIG. 4




FIG. 5



FIG. 6



FIG. 7

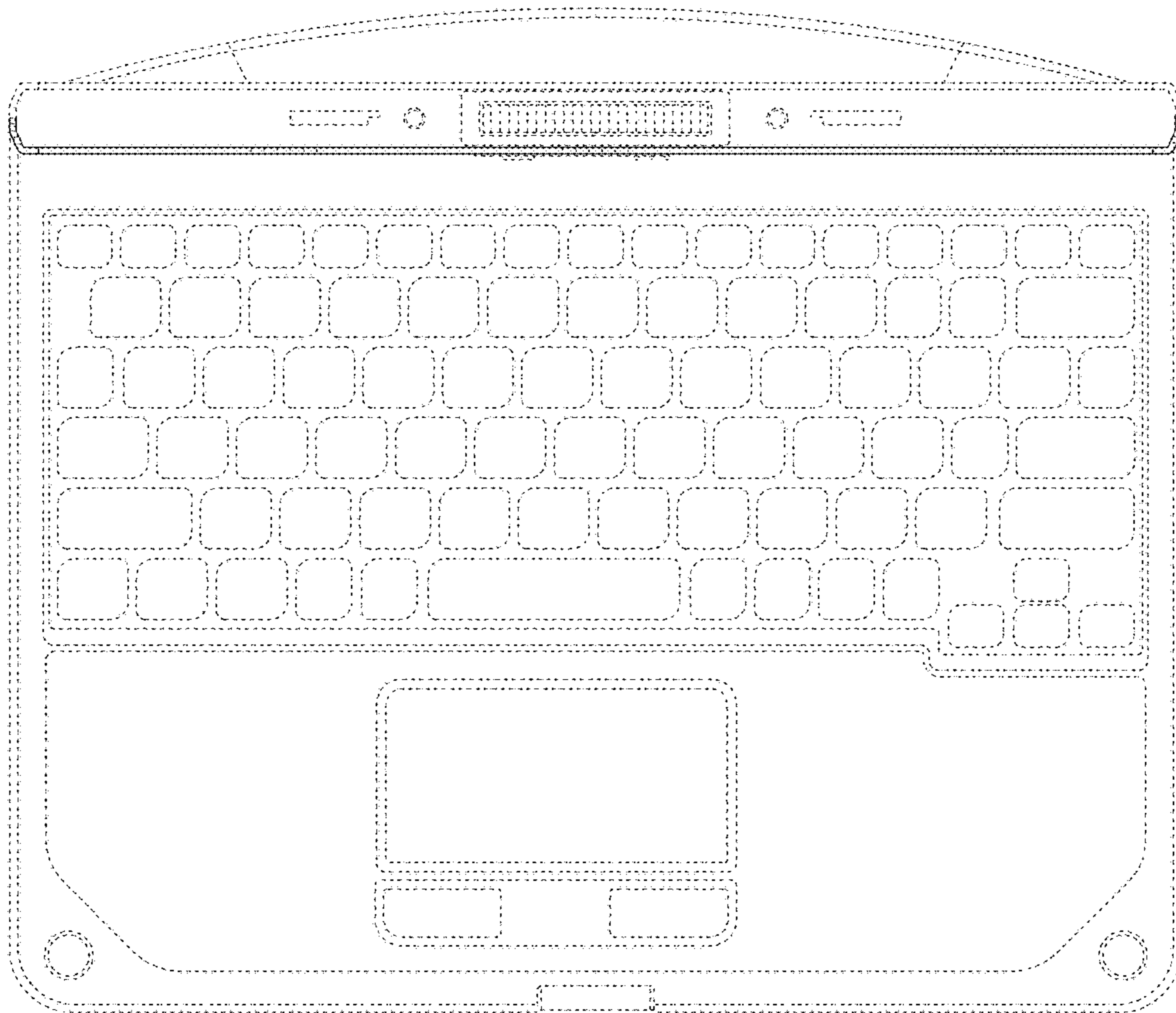


FIG. 8




FIG. 9

