



US00D776658S

(12) **United States Design Patent**  
**Zhu et al.**

(10) **Patent No.:** **US D776,658 S**

(45) **Date of Patent:** **\*\* Jan. 17, 2017**

(54) **ELECTRONIC DEVICE**

(71) Applicants: **Xiaoguang Zhu**, Brooklyn, NY (US);  
**Xitun Liu**, Brooklyn, NY (US); **Xu Zhang**, New York, NY (US); **Derek Pacque**, New York, NY (US)

(72) Inventors: **Xiaoguang Zhu**, Brooklyn, NY (US);  
**Xitun Liu**, Brooklyn, NY (US); **Xu Zhang**, New York, NY (US); **Derek Pacque**, New York, NY (US)

(73) Assignee: **Chexology LLC**, Wilmington, DE (US)

(\*\*) Term: **15 Years**

(21) Appl. No.: **29/505,652**

(22) Filed: **Dec. 24, 2015**

(51) **LOC (10) Cl.** ..... **14-02**

(52) **U.S. Cl.**  
USPC ..... **D14/385**

(58) **Field of Classification Search**  
USPC ..... D14/356-358, 383-385, 420, 426,  
427, D14/432-439, 447, 453, 454, 217,  
253, 299; D13/107, 108, 133, 146, 147,  
152, 154, D13/156, 158, 162, 162.1, 168,  
173, 177, 102; 235/441, 451, 492, 380,  
439, 375; 361/679.31, 600, 679.01,  
679.02  
CPC .... G06Q 20/347; G06Q 20/322; G06Q 40/02;  
G06Q 30/06; G07F 7/0886  
See application file for complete search history.

(56) **References Cited**

**U.S. PATENT DOCUMENTS**

D700,606 S \* 3/2014 Lo ..... D14/385  
D706,266 S \* 6/2014 Rotsaert ..... D14/385

D711,876 S \* 8/2014 McWilliam ..... D14/385  
D740,285 S \* 10/2015 Templeton ..... D14/385  
D740,286 S \* 10/2015 Templeton ..... D14/385  
D740,287 S \* 10/2015 Peschel ..... D14/385  
D740,820 S \* 10/2015 Templeton ..... D14/385  
2012/0118959 A1\* 5/2012 Sather ..... G06Q 20/3224  
235/449  
2015/0332211 A1 11/2015 Esfhani

**OTHER PUBLICATIONS**

Squareup.com May 6, 2016.

\* cited by examiner

*Primary Examiner* — Austin Murphy

(74) *Attorney, Agent, or Firm* — Payam Moradian

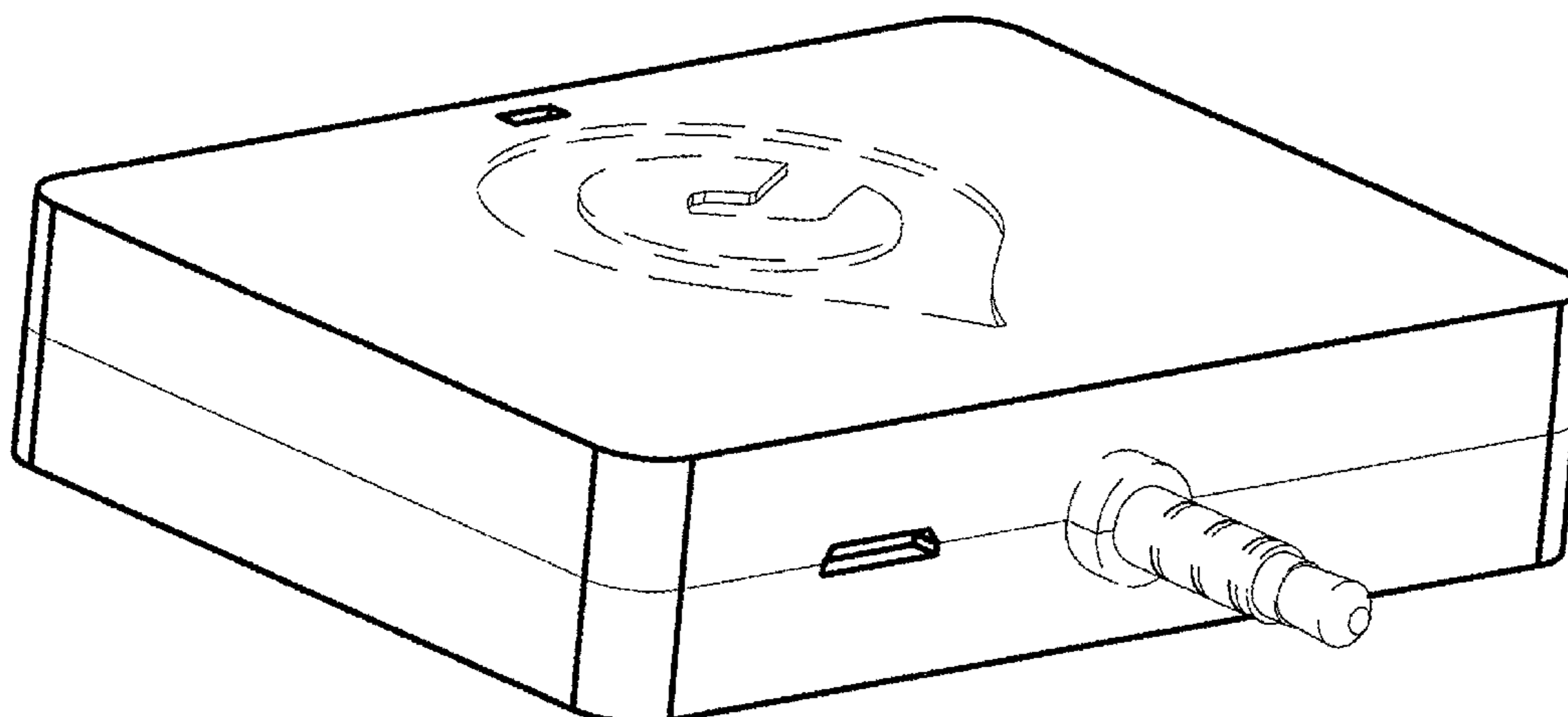
(57) **CLAIM**

We claim the ornamental design for an electronic device, as shown and described.

**DESCRIPTION**

FIG. 1 is a top perspective view of an electronic device.  
FIG. 2 is a bottom perspective view thereof;  
FIG. 3 is a top plan view thereof;  
FIG. 4 is a bottom plan view thereof;  
FIG. 5 is a front side elevational view thereof;  
FIG. 6 is a back side elevational view thereof;  
FIG. 7 is a left side elevational view thereof; and,  
FIG. 8 is a right side elevational view thereof.  
The broken lines in the drawings of the electronic device are for showing portions of the article and form no part of the claimed design.

**1 Claim, 8 Drawing Sheets**



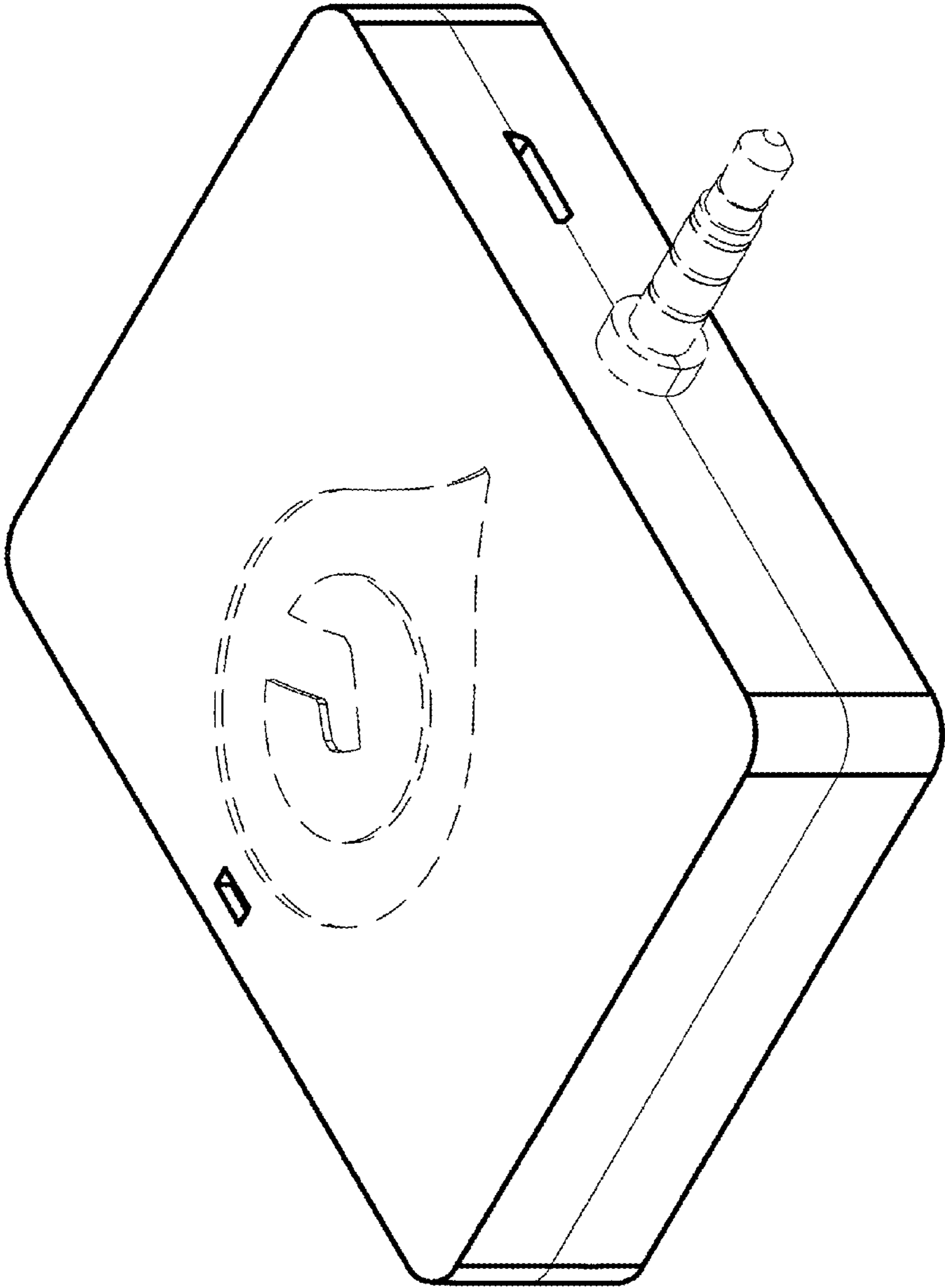


FIG. 1

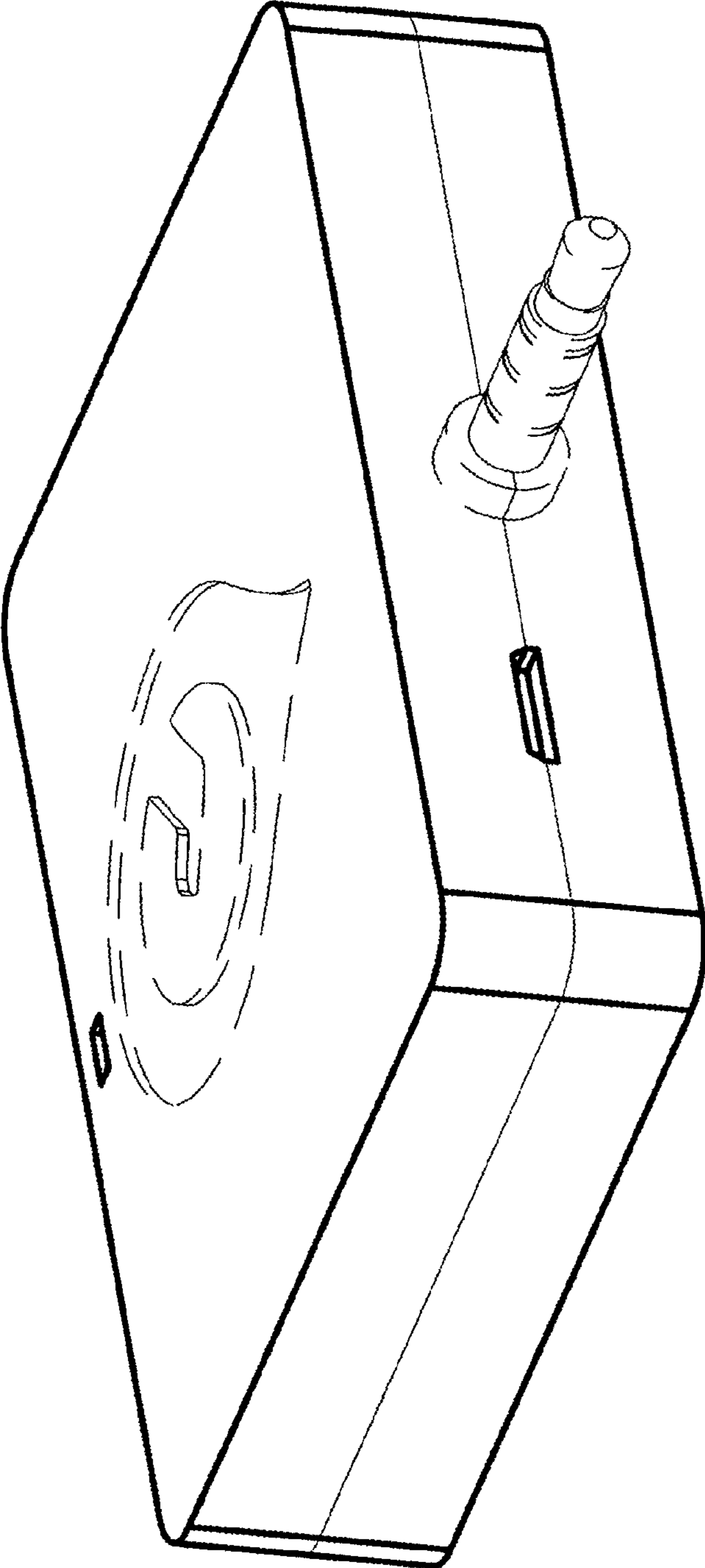


FIG. 2




FIG. 3

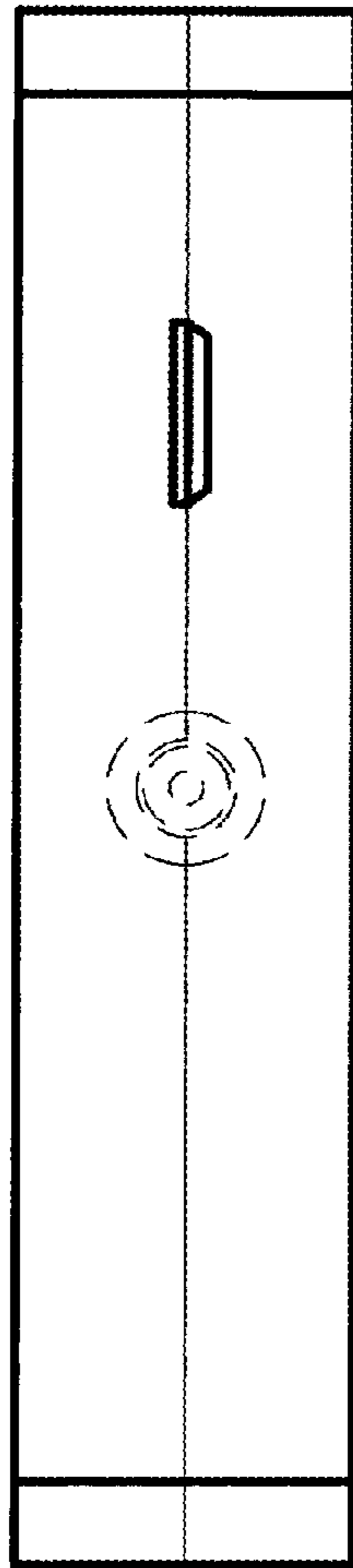
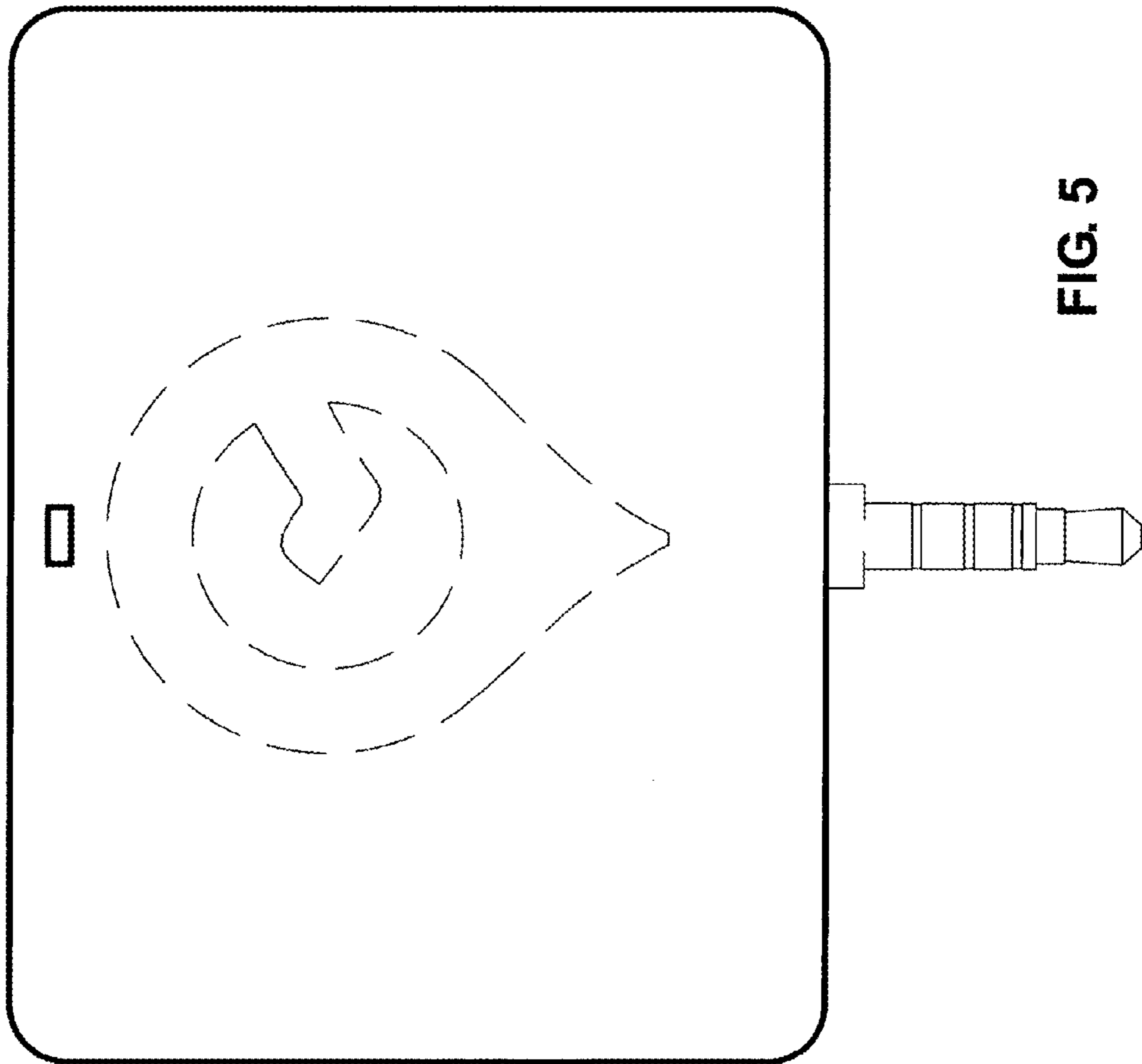
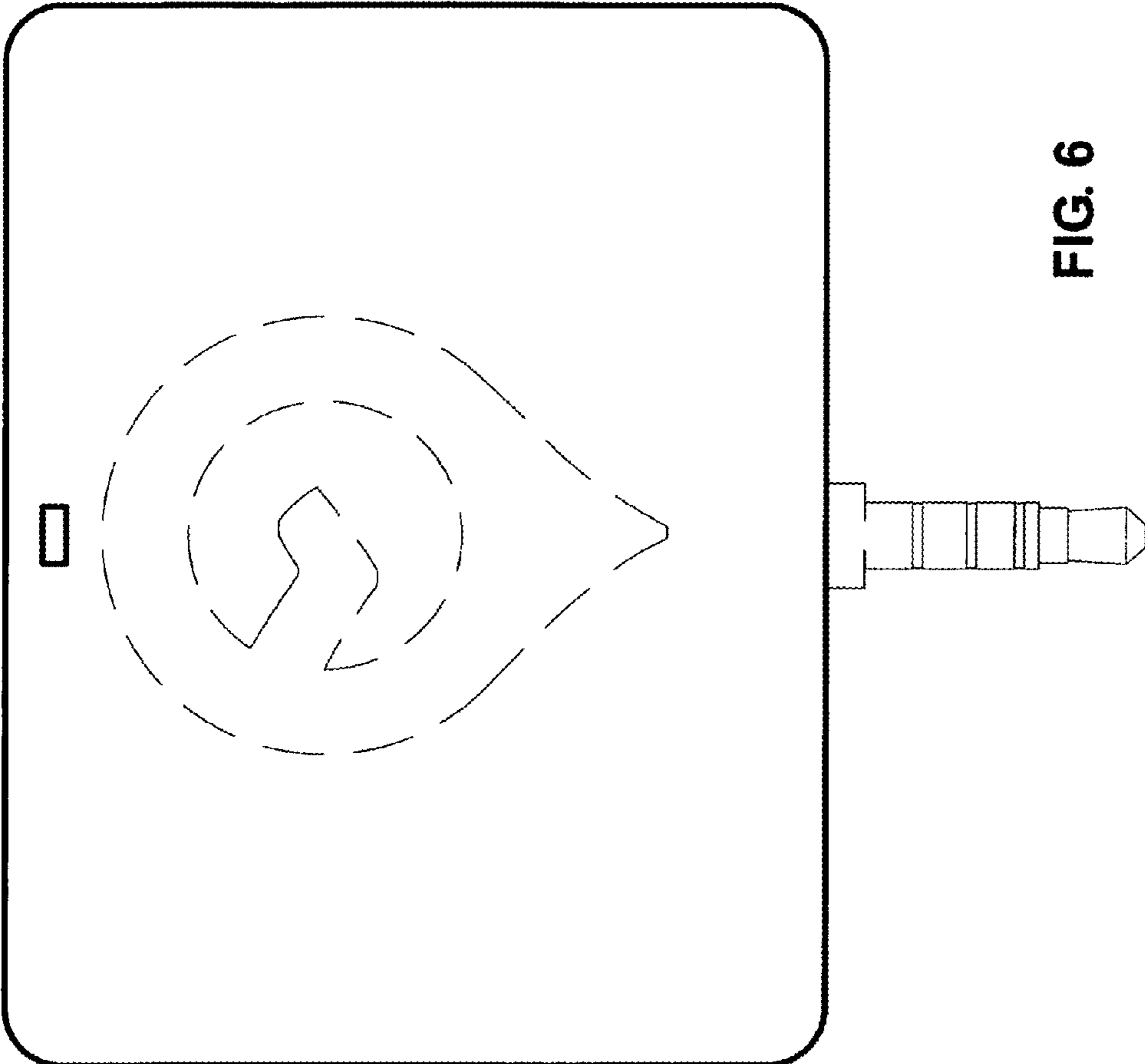


FIG. 4





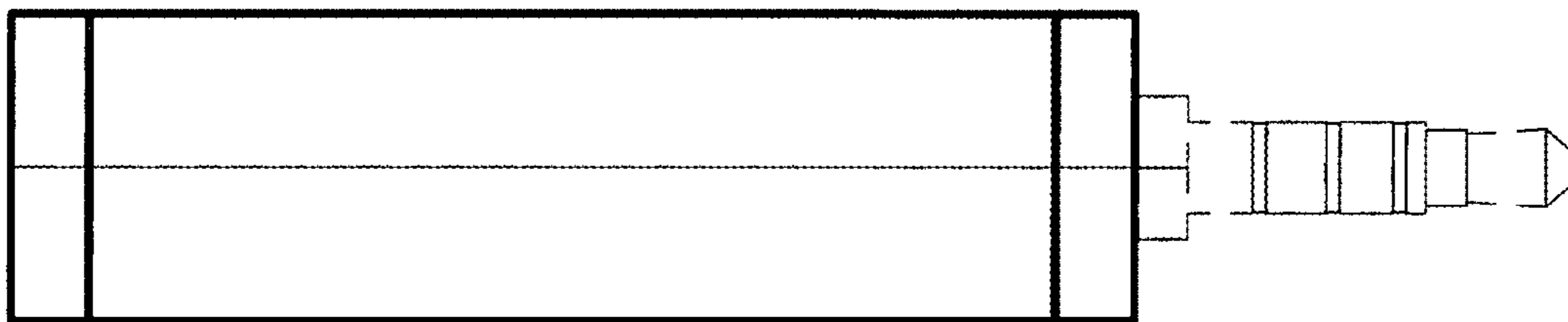


FIG. 7



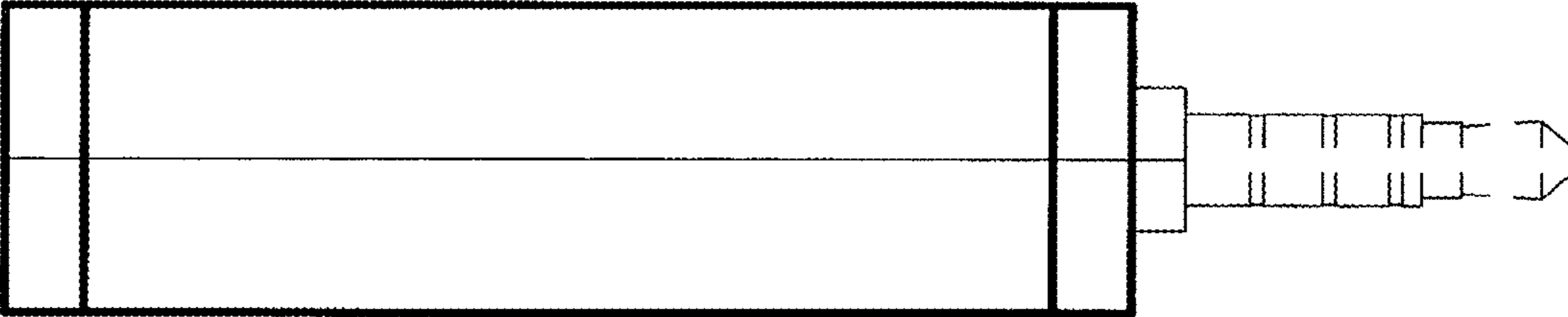


FIG. 8