



US00D776647S

(12) **United States Design Patent** (10) **Patent No.:** **US D776,647 S**
Kim (45) **Date of Patent:** **** *Jan. 17, 2017**

(54) **COVER FOR ELECTRONIC COMMUNICATIONS DEVICE**

FOREIGN PATENT DOCUMENTS

(71) Applicant: **Samsung Electronics Co., Ltd.**, Suwon-si (KR)

EM 002317735-0001 10/2013
EM 001389647-0002 2/2014

(72) Inventor: **Yoon Young Kim**, Seongnam-si (KR)

OTHER PUBLICATIONS

(73) Assignee: **SAMSUNG ELECTRONICS CO., LTD.**, Suwon-si (KR)

Silicon Cover Case for Android Cell Phone, URL:<<http://mobilephoneleathercase.sale.enlightcorp.com/iz59409cfsiliconcovercaseandroidcellphoneaccessoriesforcellphonesimages.html>>, retrieved from internet on May 10, 2016, no publication date found on website or on WayBack Machine.*

(*) Notice: This patent is subject to a terminal disclaimer.

(Continued)

(**) Term: **14 Years**

Primary Examiner — Carla Jobe Wright

(21) Appl. No.: **29/525,407**

(74) *Attorney, Agent, or Firm* — McAndrews Held & Malloy, Ltd.

(22) Filed: **Apr. 29, 2015**

(57) **CLAIM**

Related U.S. Application Data

The ornamental design for a cover for electronic communications device, as shown and described.

(63) Continuation of application No. 29/522,127, filed on Mar. 27, 2015.

DESCRIPTION

(30) **Foreign Application Priority Data**

Feb. 16, 2015 (KR) 30-2015-0008461

(51) **LOC (10) Cl.** **14-03**

(52) **U.S. Cl.**
USPC **D14/250**

(58) **Field of Classification Search**

USPC D14/238.1, 250, 440, 203.3–203.7, 217, D14/240, 248, 251–253, 447, 496, 144, D14/149, 159, 172, 194, 204, 221, 224.1; D3/201, 218, 247, 269, 273, 301, 303; D13/103, 107–108, 119

(Continued)

FIG. 1 is a top left front perspective view of a first embodiment of a cover for an electronic communications device showing my new design;

FIG. 2 is a front view thereof;

FIG. 3 is a rear view thereof;

FIG. 4 is a left-side elevation view thereof;

FIG. 5 is a right-side elevation view thereof;

FIG. 6 is a top plan view thereof;

FIG. 7 is a bottom plan view thereof;

FIG. 8 is an enlarged rear view of the area in FIG. 3 indicated by the lines A and B in FIG. 3;

FIG. 9 is an enlarged top right rear perspective view of the area in FIG. 3 indicated by the lines A and B in FIG. 3;

FIG. 10 is a top left front perspective view of a second embodiment of a cover for electronic communications device showing my new design;

FIG. 11 is a front view thereof;

FIG. 12 is a rear view thereof;

FIG. 13 is a left-side elevation view thereof;

FIG. 14 is a right-side elevation view thereof;

(Continued)

(56) **References Cited**

U.S. PATENT DOCUMENTS

D459,346 S * 6/2002 Powell D14/250
D543,541 S * 5/2007 Chung et al. D3/269

(Continued)

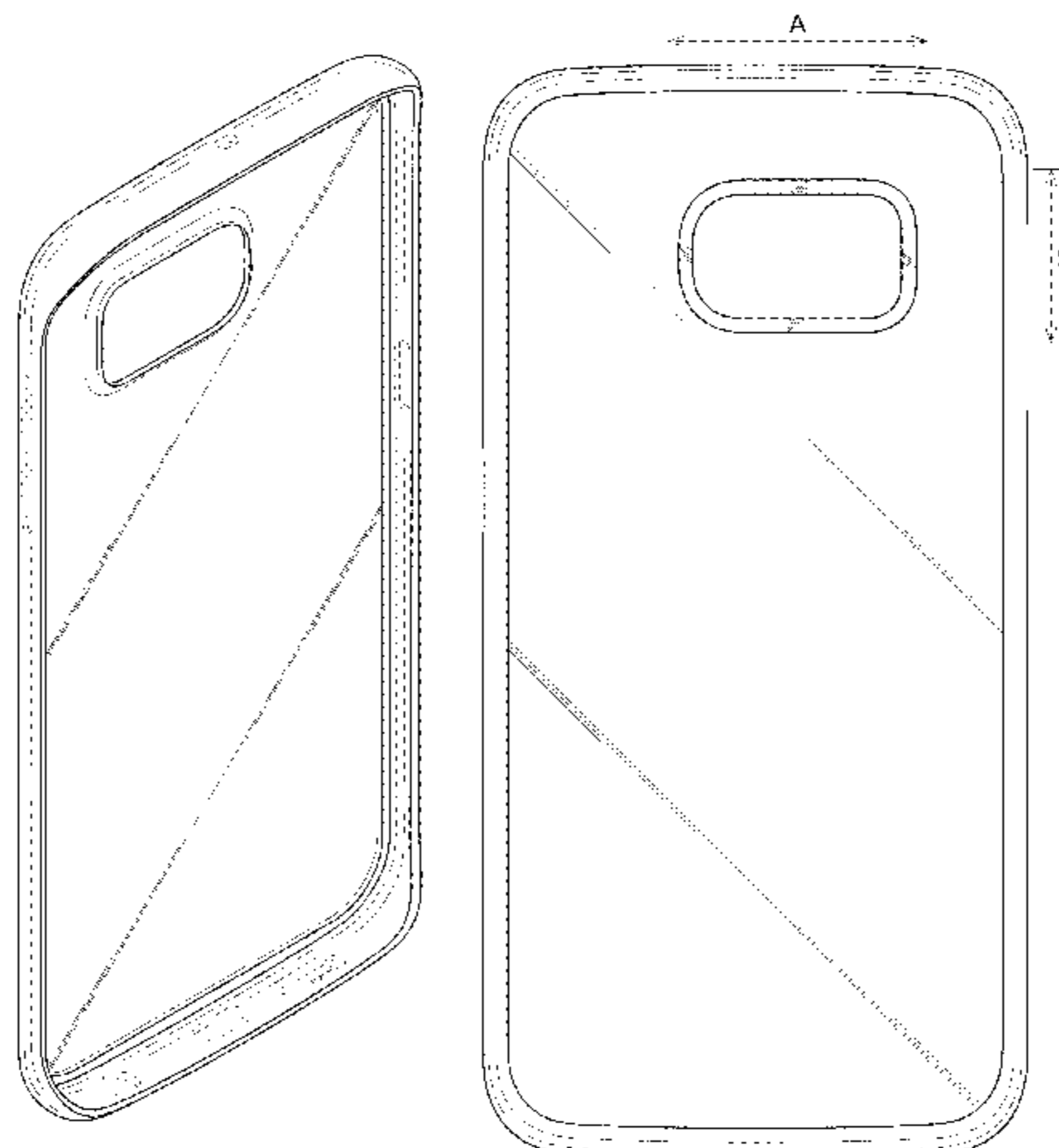


FIG. 15 is a top plan view thereof; and, FIG. 16 is a bottom plan view thereof. The dashed broken lines represent portions of the cover for electronic communications device that form no part of the claimed design. The lines marked A and B in FIG. 3 indicate a portion of the claimed design that is illustrated in enlargements and form no part of the claimed design. The dot-dot-dash broken lines in FIGS. 8 and 9 delineate a portion of the claimed design that is illustrated in these enlarged views and form no part of the claimed design.

1 Claim, 11 Drawing Sheets

(58) **Field of Classification Search**

CPC A45C 1/06; A45C 11/00; A45C 13/02; A45C 2011/002; A45F 5/02; A45F 2005/026; A45F 2200/0525; A45F 2200/0516; H04B 1/3888; H04M 1/0283; H04M 1/0202

See application file for complete search history.

(56) **References Cited**

U.S. PATENT DOCUMENTS

D575,056 S * 8/2008 Tan D3/218
 D619,361 S * 7/2010 Andre et al. D3/269
 D621,821 S * 8/2010 Richardson et al. D14/250

D623,179 S * 9/2010 Richardson et al. D14/250
 D637,589 S * 5/2011 Willes et al. D14/250
 D644,638 S * 9/2011 Melanson et al. D14/250
 D648,332 S * 11/2011 Kim et al. D14/248
 D654,490 S * 2/2012 Weller et al. D14/250
 D657,354 S * 4/2012 Kim D14/250
 D676,840 S * 2/2013 Chang et al. D14/250
 D679,688 S * 4/2013 Kim et al. D14/250
 D679,694 S * 4/2013 Fahrendorff et al. D14/250
 D681,621 S * 5/2013 Magness D14/250
 D686,199 S * 7/2013 Fahrendorff et al. D14/250
 D694,741 S * 12/2013 Kim D14/250
 D704,689 S * 5/2014 Chang D14/250
 D705,763 S * 5/2014 Fastman et al. D14/250
 8,718,731 B1 * 5/2014 Tang 455/575.8
 8,746,448 B1 * 6/2014 Bellace 206/320
 D710,795 S * 8/2014 Gupta et al. D13/103
 D712,895 S * 9/2014 Lee et al. D14/250
 D717,782 S * 11/2014 Lee et al. D14/250
 2014/0100005 A1 * 4/2014 Bae et al. 455/575.8
 2014/0221056 A1 * 8/2014 Gandhi et al. 455/575.8

OTHER PUBLICATIONS

WayBack Machine inquiry, URL:<https://web.archive.org/web/*/http://mobilephoneleathercase.sale.enlightcorp.com/pz59409cf-silicon-cover-case-android-cell-phone-accessories-for-cell-phones.html>, retrieved from internet on May 10, 2016.*
 WayBack Machine inquiry, URL:<https://web.archive.org/web/*/http://mobilephoneleathercase.sale.enlightcorp.com/*>, retrieved from internet on May 10, 2016.*

* cited by examiner

FIG. 1

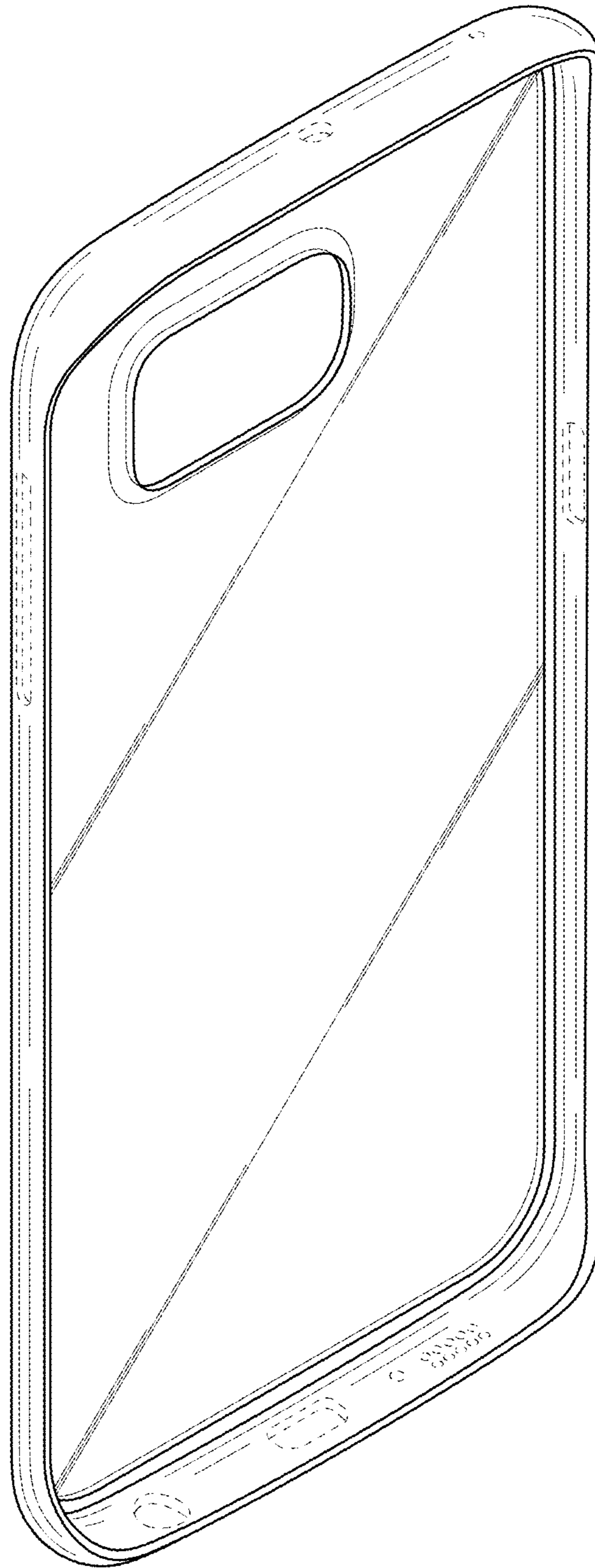


FIG.2




FIG.3



FIG.4




FIG.5




FIG.6

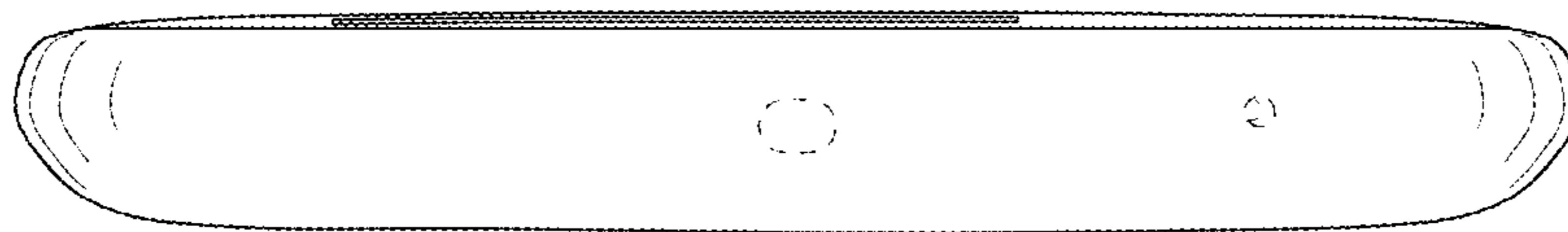


FIG.7

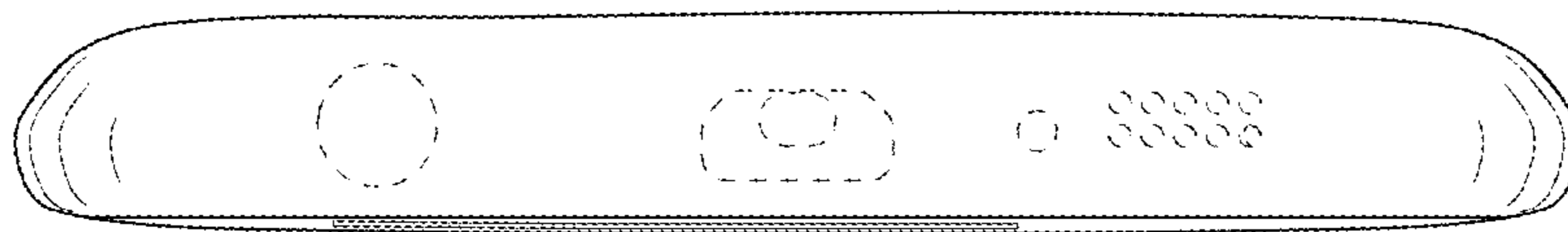


FIG.8

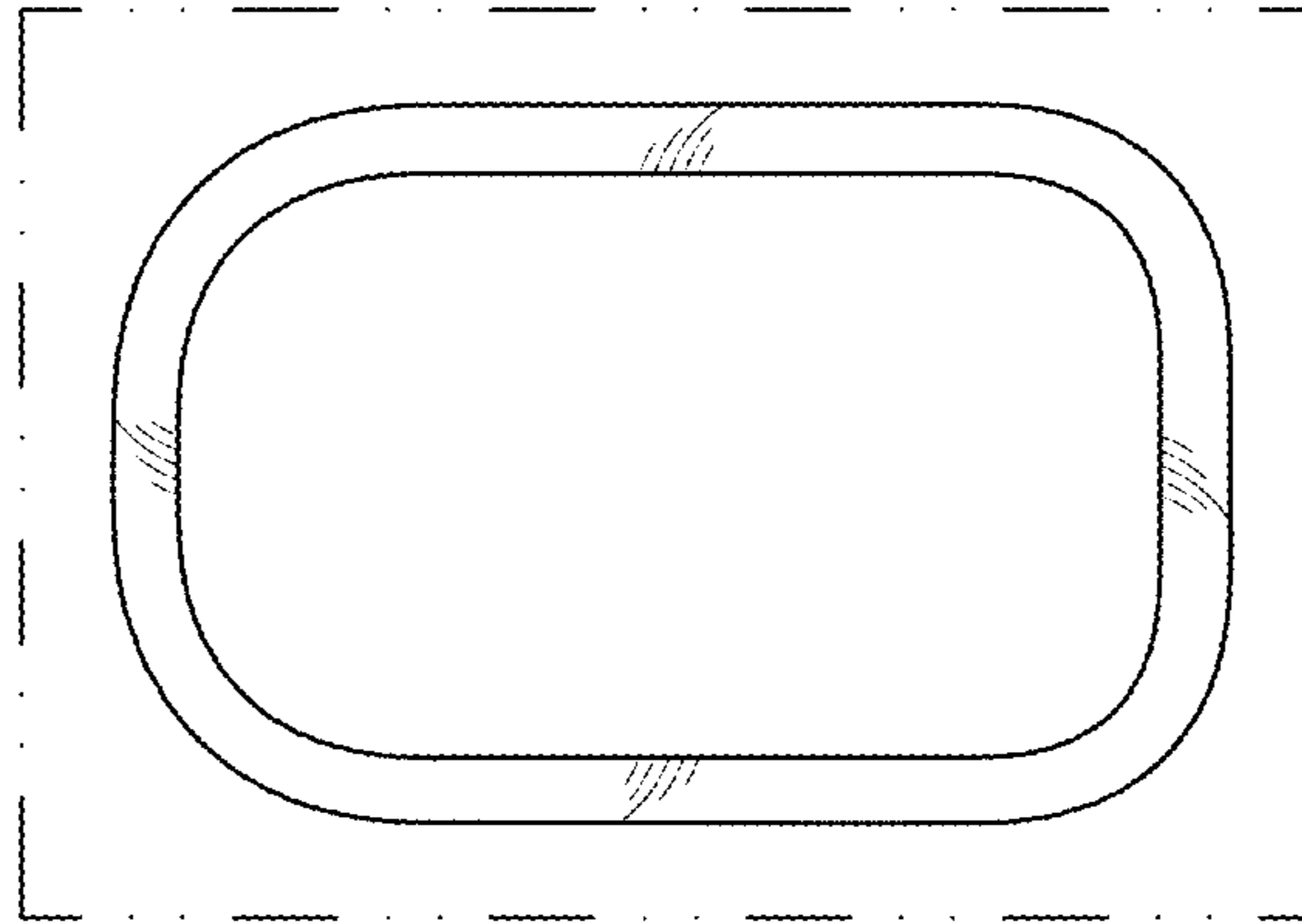


FIG.9

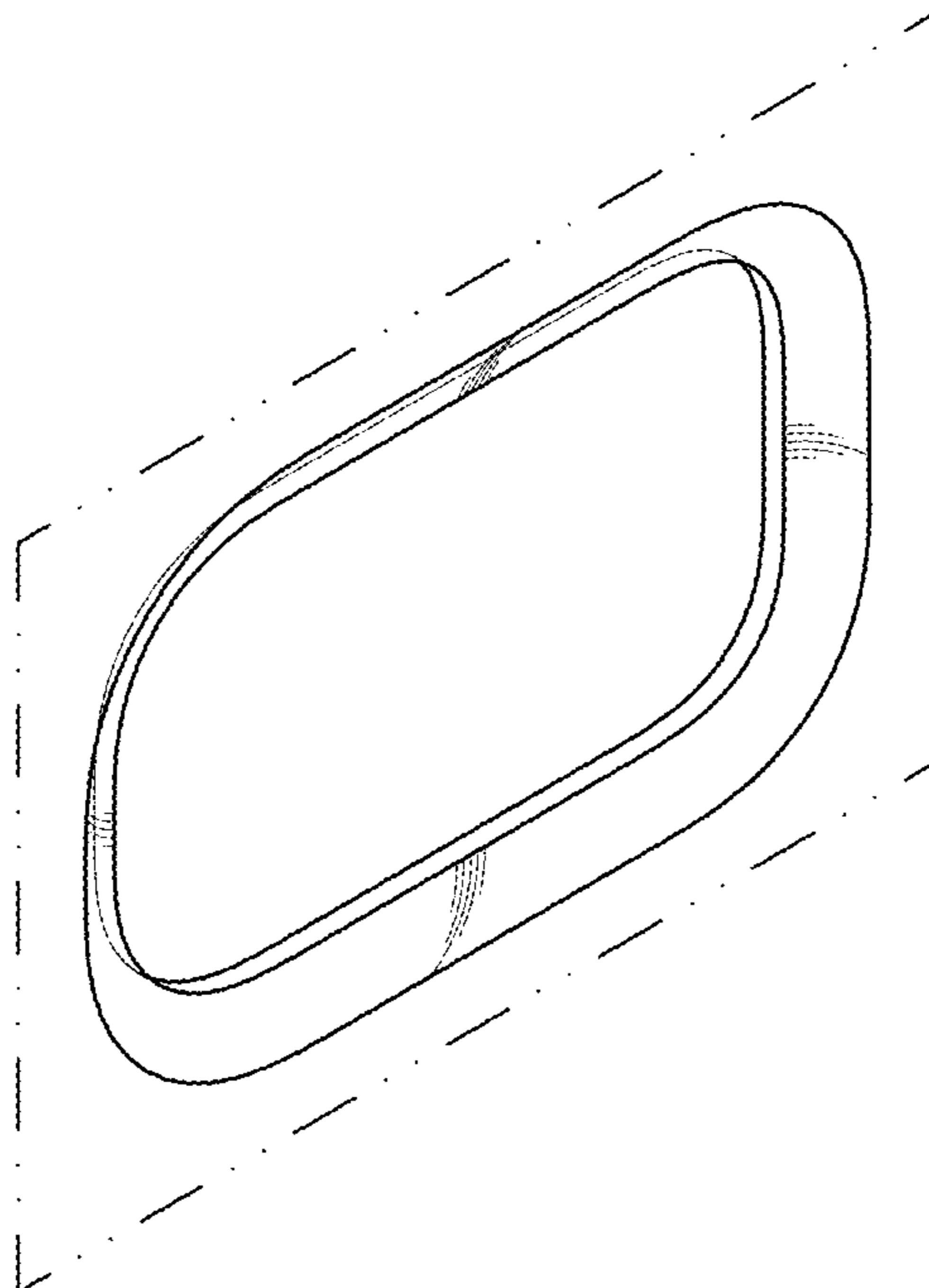


FIG.10




FIG.11




FIG. 12




FIG.13




FIG.14



FIG.15

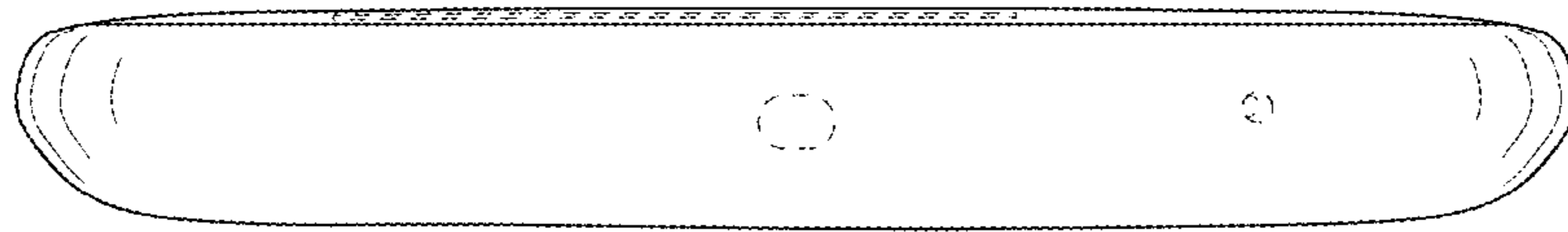


FIG.16

