



US00D776642S

(12) **United States Design Patent** (10) **Patent No.:** **US D776,642 S**
Otani et al. (45) **Date of Patent:** **** Jan. 17, 2017**

(54) **COMBINED HEADPHONE AND AUDIO PLAYER**

(71) Applicant: **Sony Corporation**, Tokyo (JP)
(72) Inventors: **Yusuke Otani**, Kanagawa (JP); **So Morimoto**, Saitama (JP); **Taku Yaegashi**, Tokyo (JP)
(73) Assignee: **Sony Corporation**, Tokyo (JP)
(**) Term: **15 Years**

(21) Appl. No.: **29/539,977**

(22) Filed: **Sep. 18, 2015**

Related U.S. Application Data

(60) Division of application No. 29/496,002, filed on Jul. 8, 2014, now Pat. No. Des. 745,862, which is a continuation-in-part of application No. 29/421,750, filed on Sep. 14, 2012, now Pat. No. Des. 709,051, which is a continuation-in-part of application No. 29/371,743, filed on Aug. 18, 2011, now Pat. No. Des. 667,817.

(30) **Foreign Application Priority Data**

Feb. 18, 2011 (CN) 2011 3 0025880

(51) **LOC (10) Cl.** **14-01**

(52) **U.S. Cl.**
USPC **D14/223**

(58) **Field of Classification Search**

USPC D14/192, 194, 204, 205, 156, 223, 248, D14/249, 137, 138, 142, 138 AD, 147, D14/148, 188, 496, 160, 168, 217, 265; D8/349, 14, 21, 29.1, 61, 63; D24/106, D24/110; 381/312, 315, 381/72, 74, 73.1, 381/23.1, 328, 329, 150, 151, 370, 376; 181/122, 129, 130, 135, 137; 455/1, 455/440, 344-351, 90.3, 575.1, 565; 200/5 B, 5 EB, 547-550
CPC H04R 1/10; H04R 25/02

See application file for complete search history.

(56) **References Cited**

U.S. PATENT DOCUMENTS

4,571,746 A 2/1986 Gorike
5,279,294 A 1/1994 Anderson et al.
5,579,669 A 12/1996 Kind et al.
5,643,012 A 7/1997 Mai et al.
6,082,485 A * 7/2000 Smith A61F 11/08
128/868
D430,134 S 8/2000 Obata et al.
6,138,790 A * 10/2000 Leight A61F 11/12
128/857
6,396,931 B1 5/2002 Malilay
(Continued)

Primary Examiner — Prabhakar Deshmukh

(74) *Attorney, Agent, or Firm* — Michael Best and Friedrich LLP

(57) **CLAIM**

The ornamental design for a combined headphone and audio player, as shown.

DESCRIPTION

FIG. 1 is a perspective view of a first embodiment of a combined headphone and audio player showing our new design;

FIG. 2 is a front elevational view thereof;

FIG. 3 is a rear elevational view thereof;

FIG. 4 is a left side elevational view thereof;

FIG. 5 is a right side elevational view thereof;

FIG. 6 is a top plan view thereof; and

FIG. 7 is a bottom plan view thereof.

FIG. 8 is perspective view of a second embodiment of a combined headphone and audio player showing our new design;

FIG. 9 is a front elevational thereof;

FIG. 10 is a rear elevational view thereof;

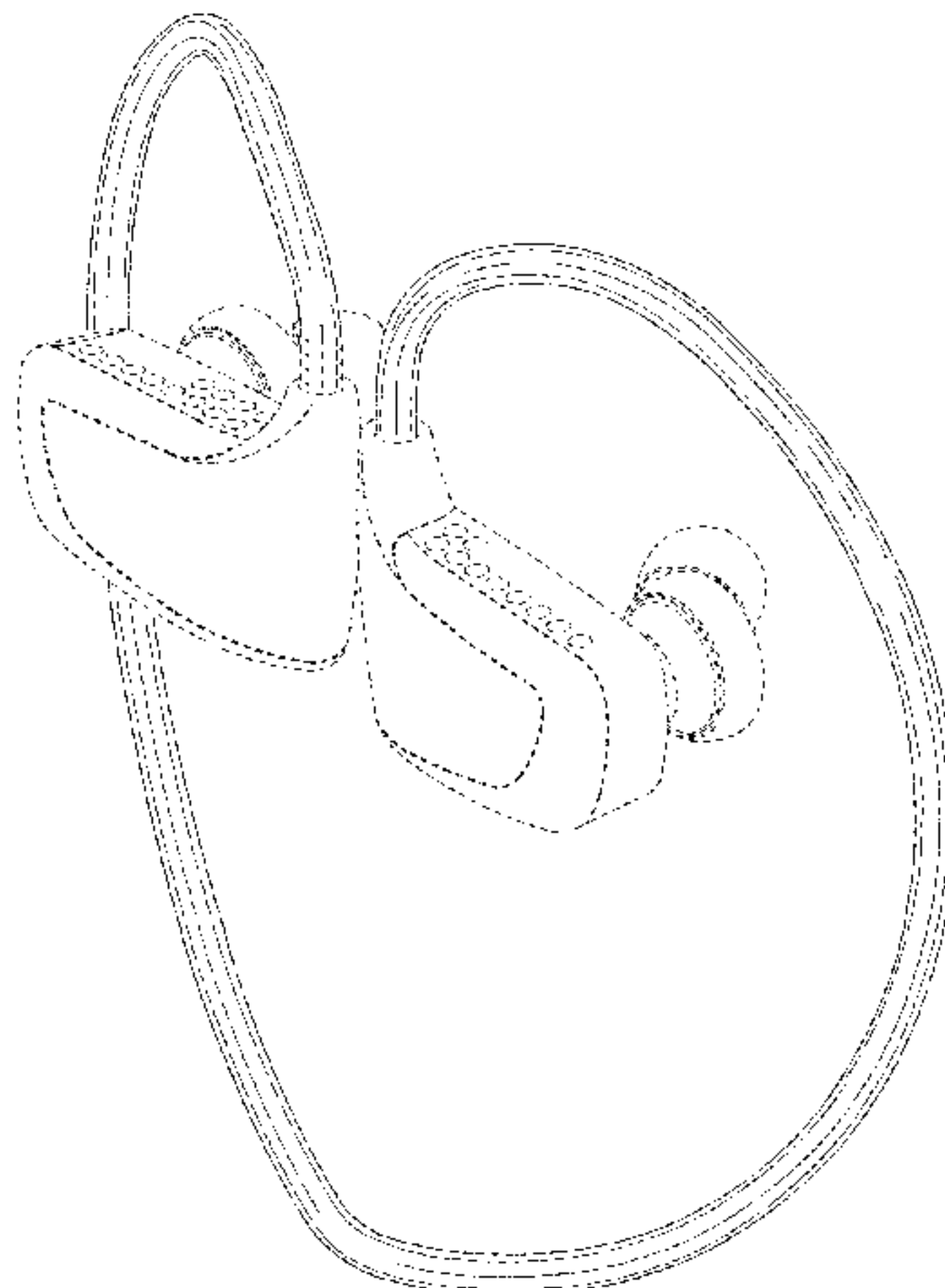
FIG. 11 is a left side elevational view thereof;

FIG. 12 is a right side elevational view thereof;

FIG. 13 is a top plan view thereof; and,

FIG. 14 is a bottom plan view thereof.

1 Claim, 10 Drawing Sheets



(56)

References Cited

U.S. PATENT DOCUMENTS

D484,485 S	12/2003	Matsuoka	D570,824 S	6/2008	Schultz et al.
6,654,966 B2	12/2003	Rolla	D574,029 S	7/2008	Yamagishi
6,688,421 B2 *	2/2004	Dyer A61F 11/08	D587,678 S *	3/2009	Yuyama D14/205
		181/130	D587,680 S *	3/2009	Komiyama D14/205
6,728,388 B1	4/2004	Nageno et al.	D592,190 S	5/2009	Birger
D505,411 S	5/2005	Sakai	D601,548 S	10/2009	Morisawa
6,922,476 B2	7/2005	Nassimi	D603,378 S	11/2009	Paradise
D512,992 S	12/2005	Murakami	D604,272 S	11/2009	Kitayama
7,079,664 B2	7/2006	Nassimi	D604,722 S	11/2009	Mistry
7,110,535 B2	9/2006	Bodley et al.	D619,539 S	7/2010	Komiyama
D538,268 S	3/2007	Gibson et al.	7,811,101 B2	10/2010	Tang et al.
D550,202 S	9/2007	Meier et al.	D635,547 S	4/2011	Komiyama
D559,879 S	1/2008	Sumita	D636,381 S	4/2011	Liner
D559,880 S	1/2008	Sumita	D640,242 S	6/2011	Fahrendorff et al.
D566,104 S	4/2008	Suzuki	8,080,757 B2	12/2011	Zuo
			8,252,445 B2	8/2012	Chu
			D673,519 S	1/2013	Tan
			8,445,796 B2	5/2013	Yang et al.

* cited by examiner

FIG.1

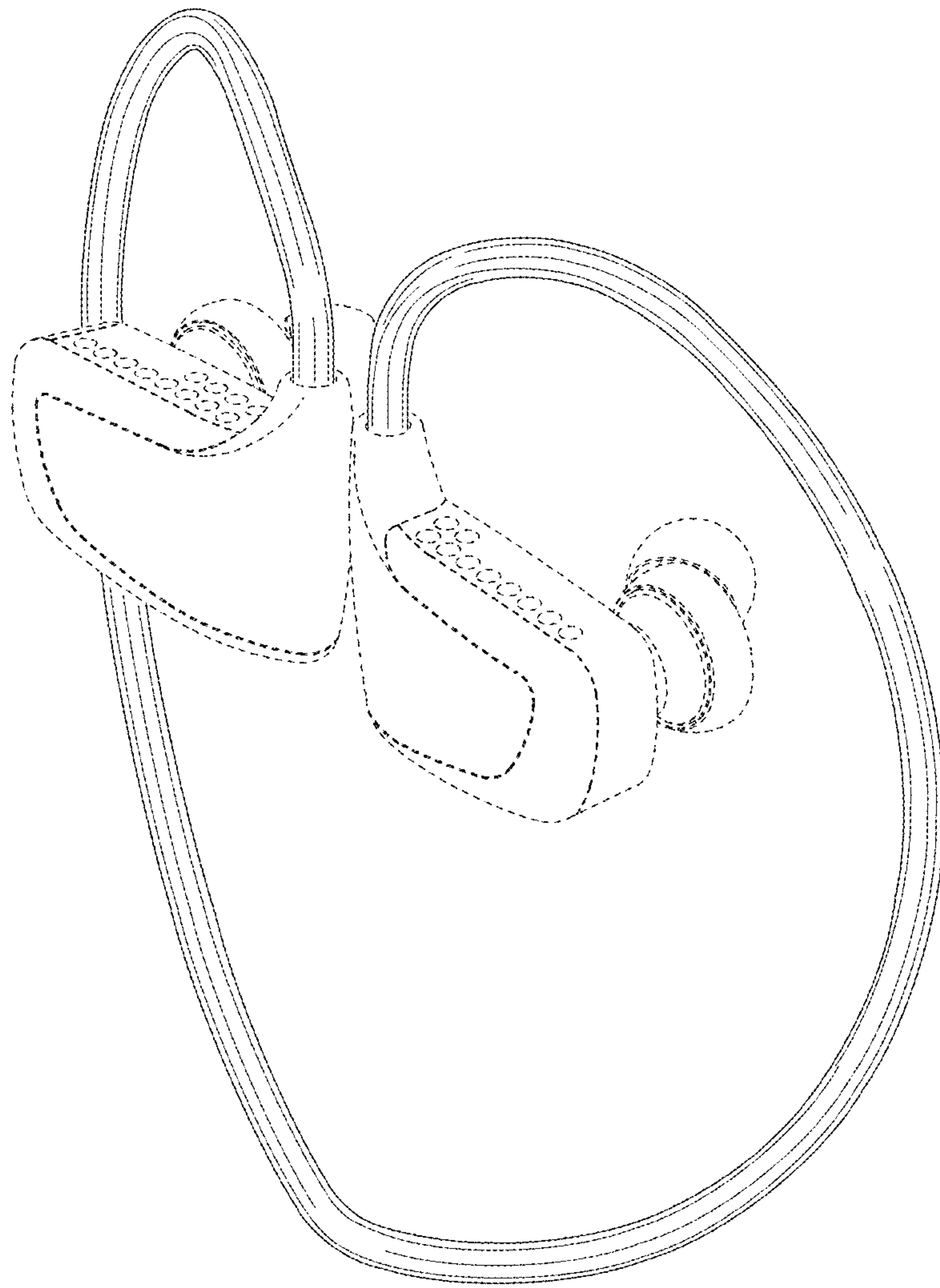


FIG.2

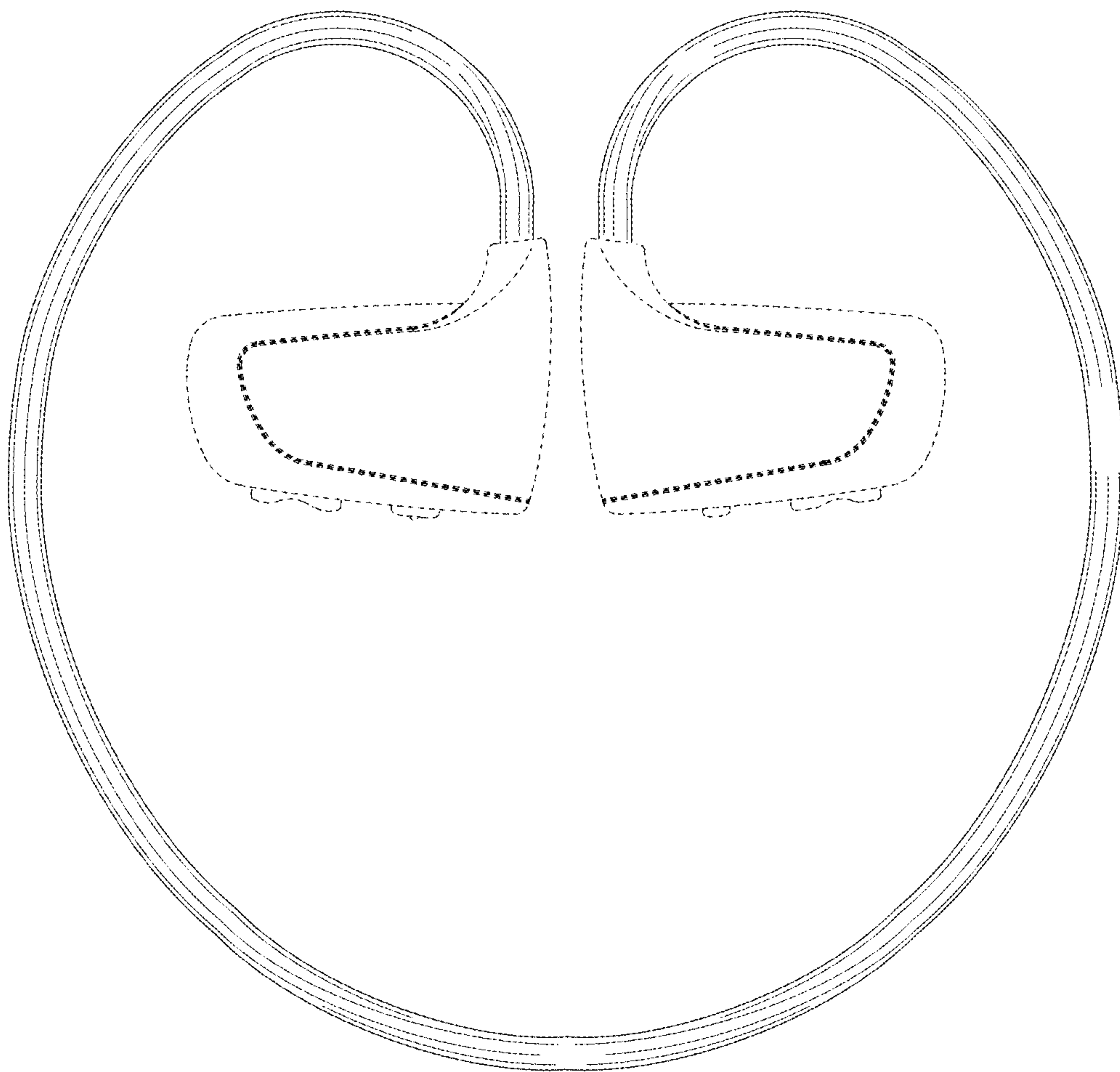


FIG.3

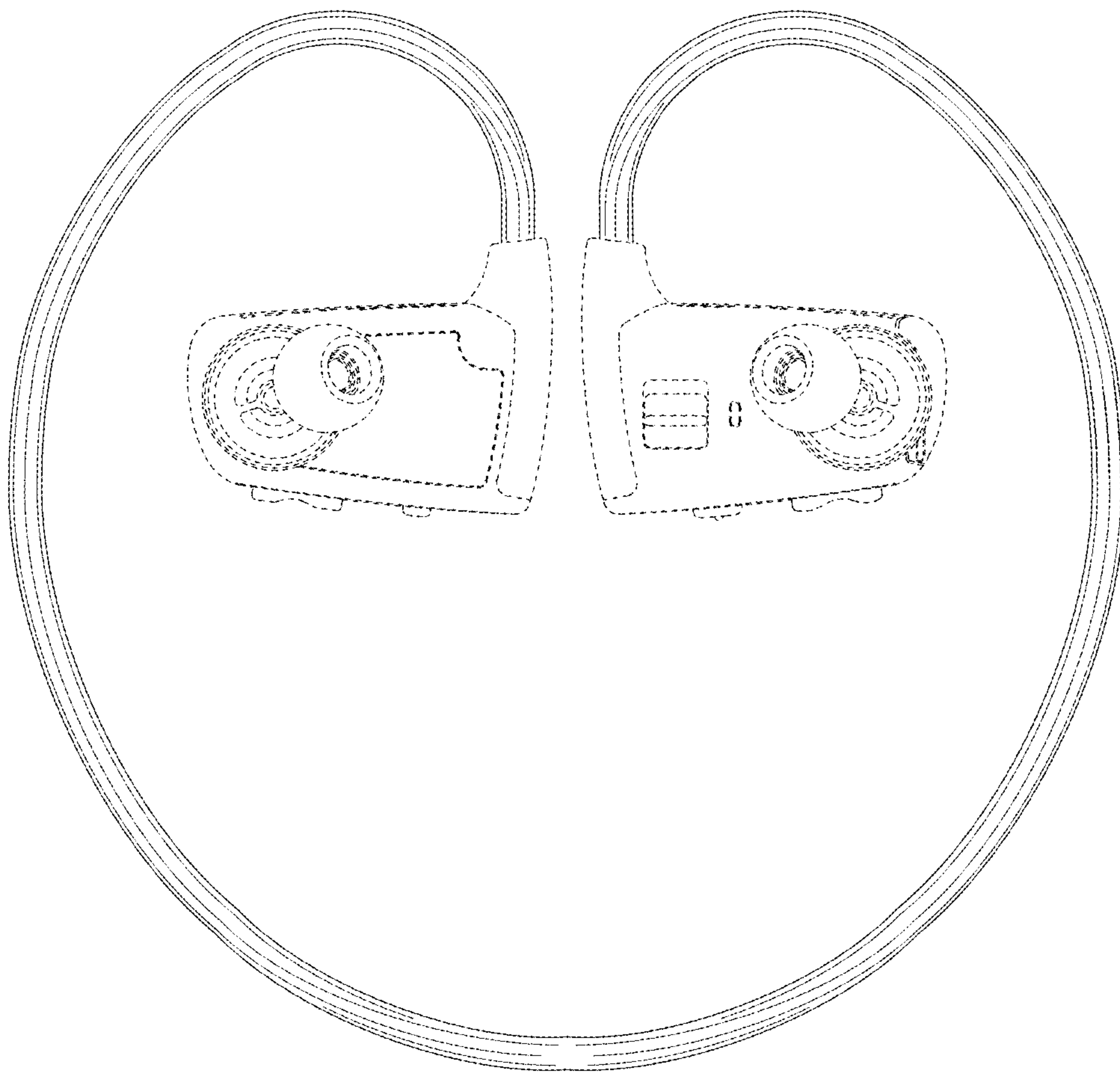


FIG.4

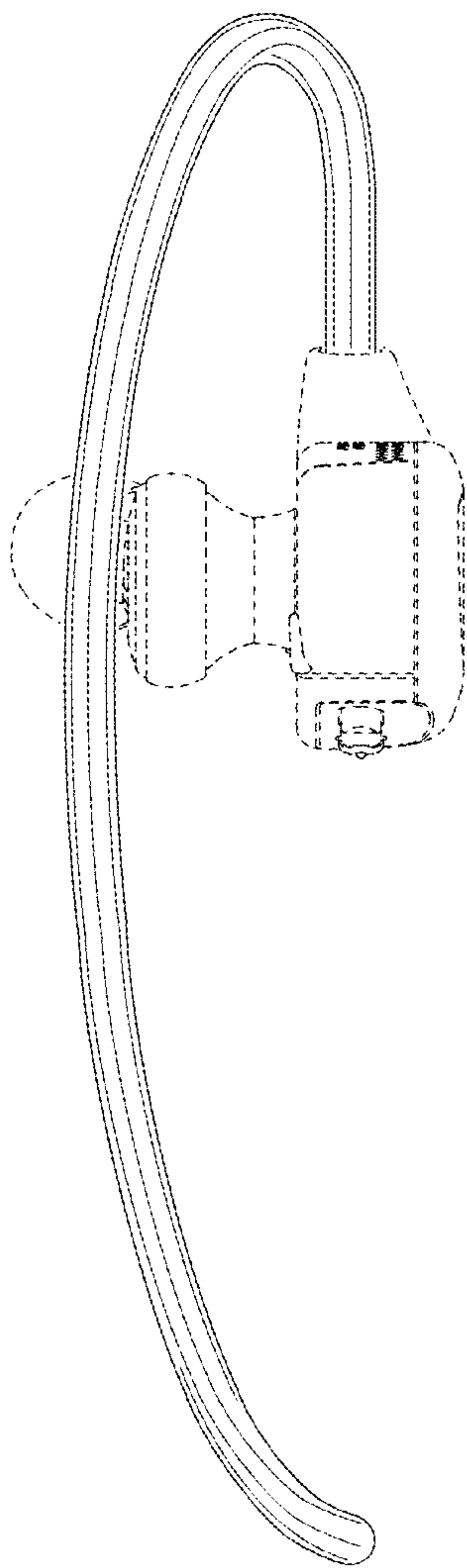


FIG.5

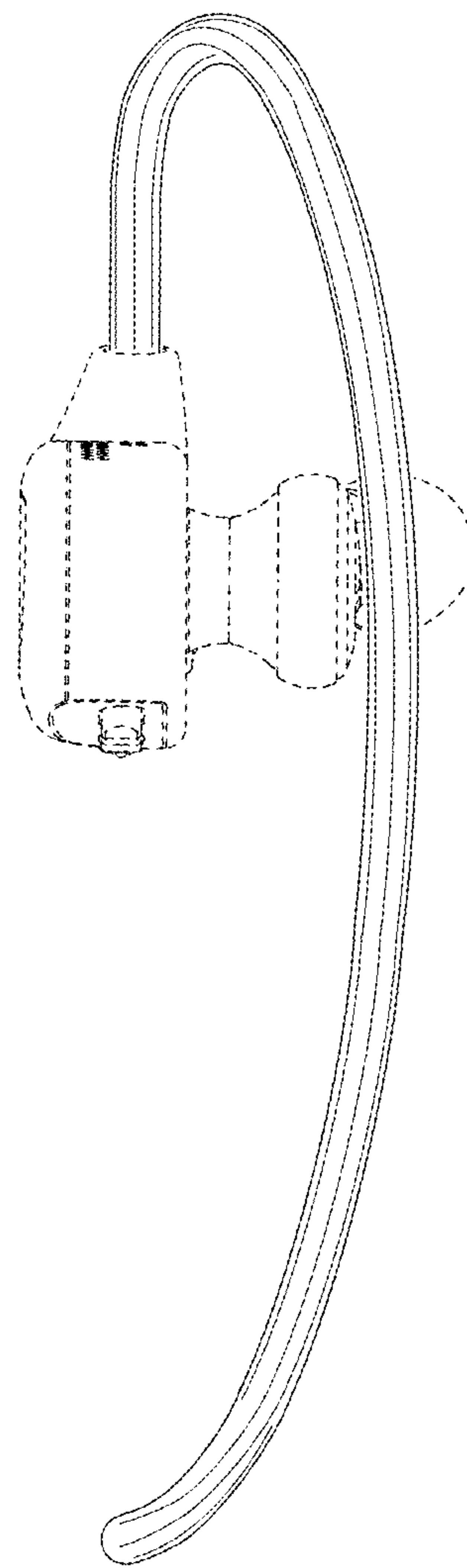


FIG.6

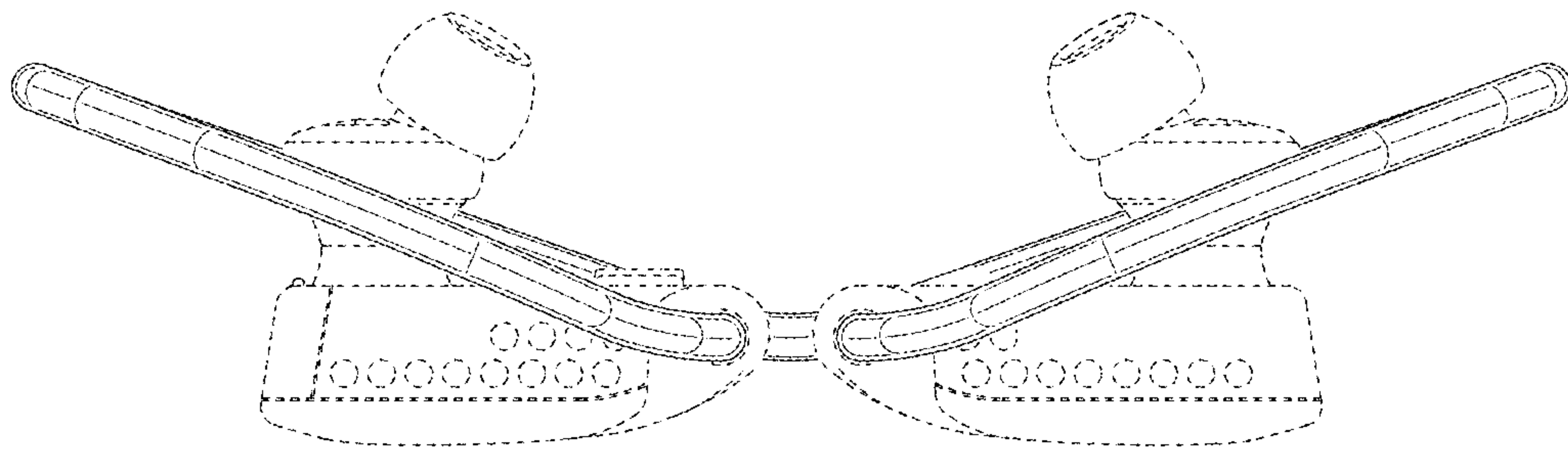


FIG.7

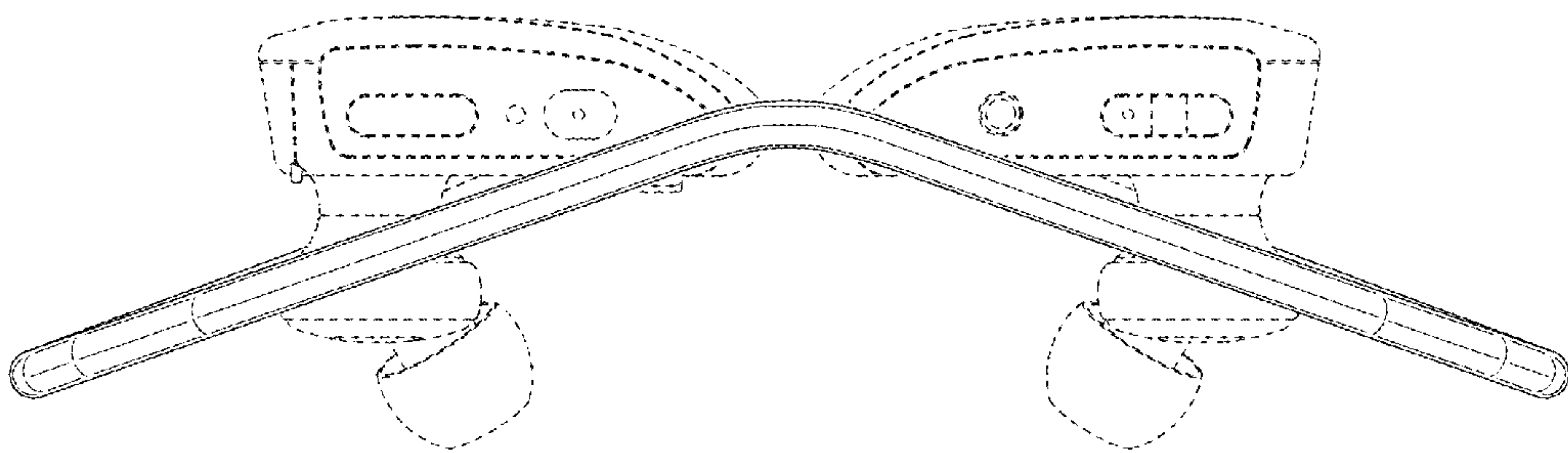


FIG.8

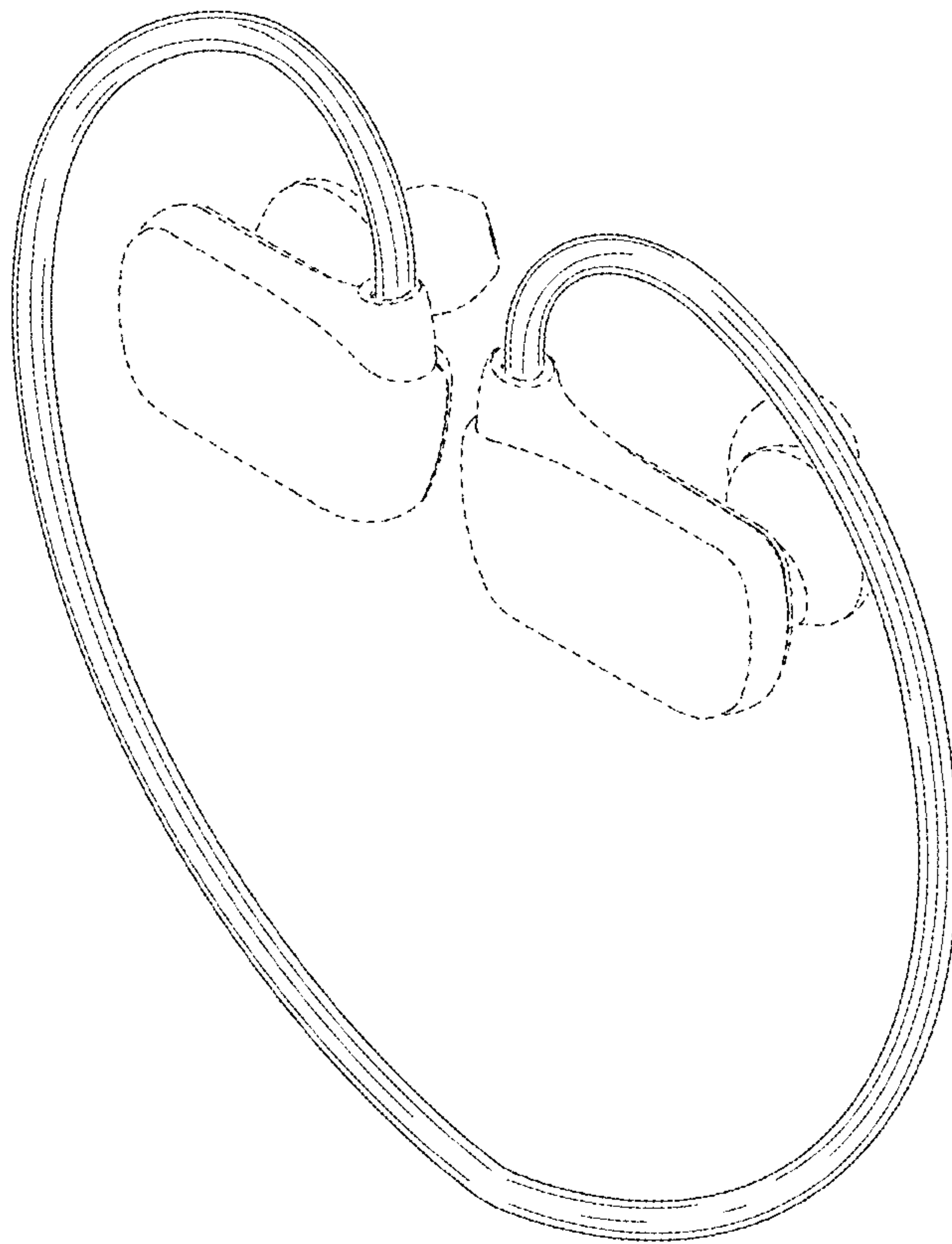


FIG.9

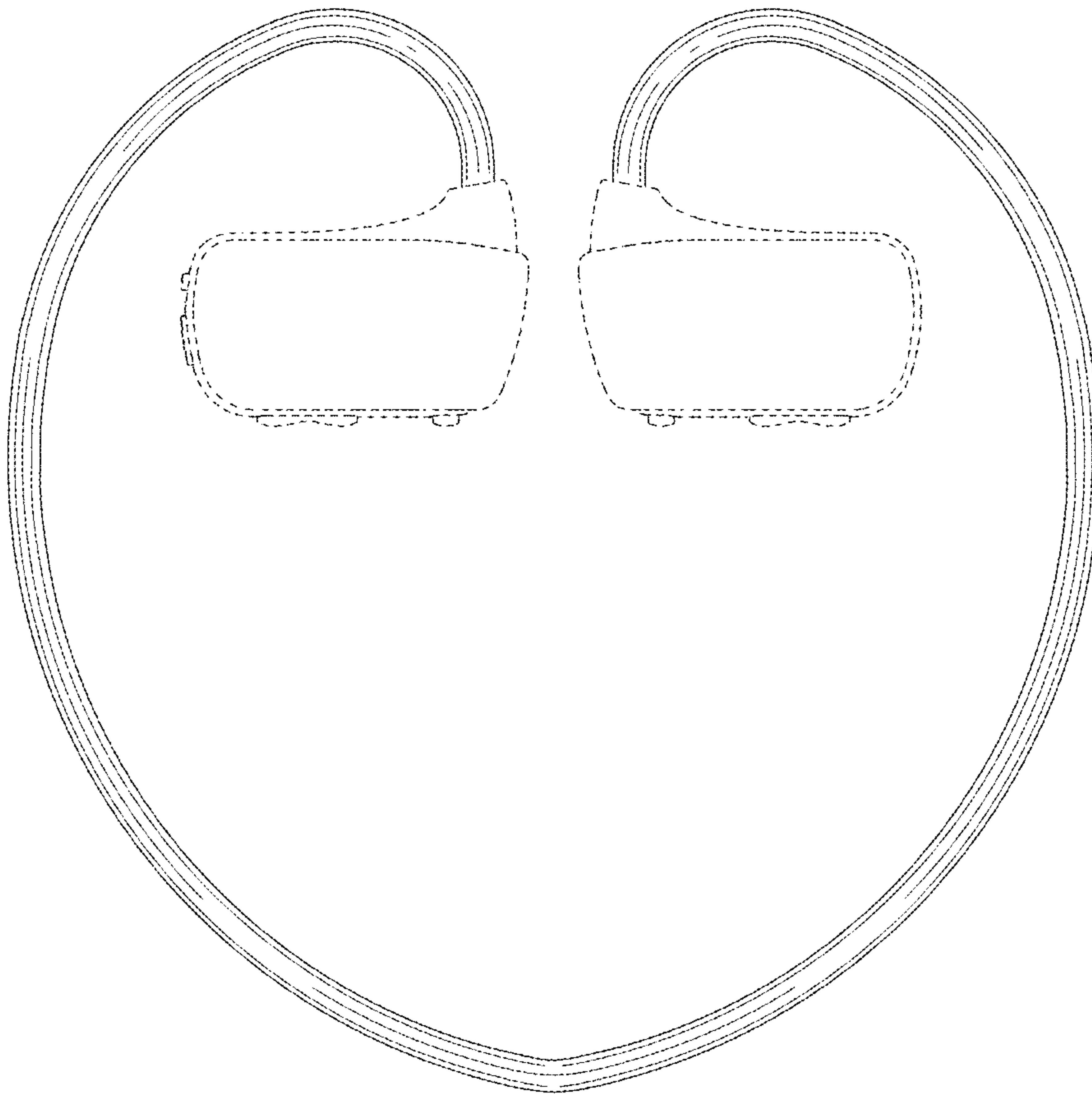


FIG.10

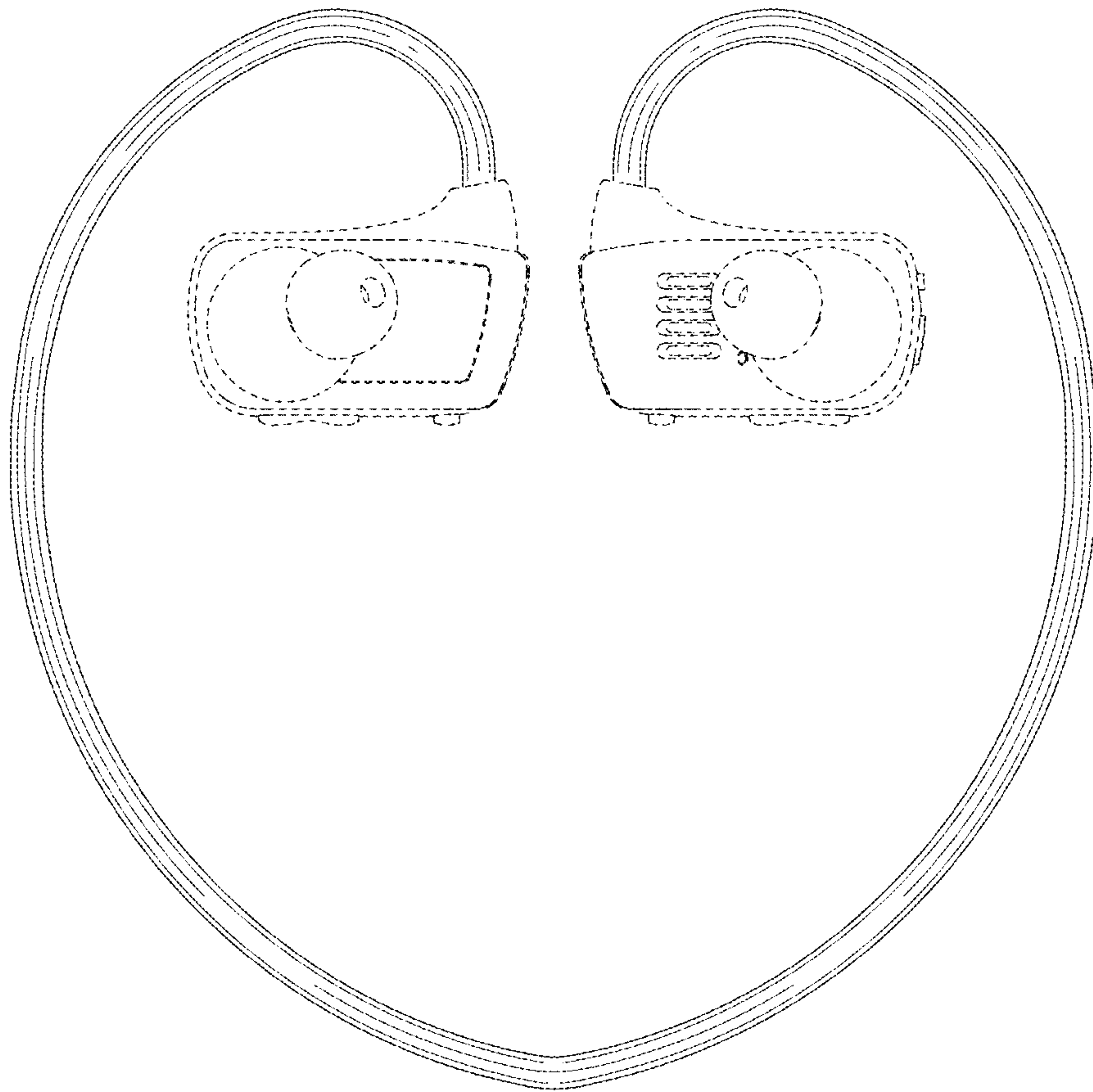


FIG.11

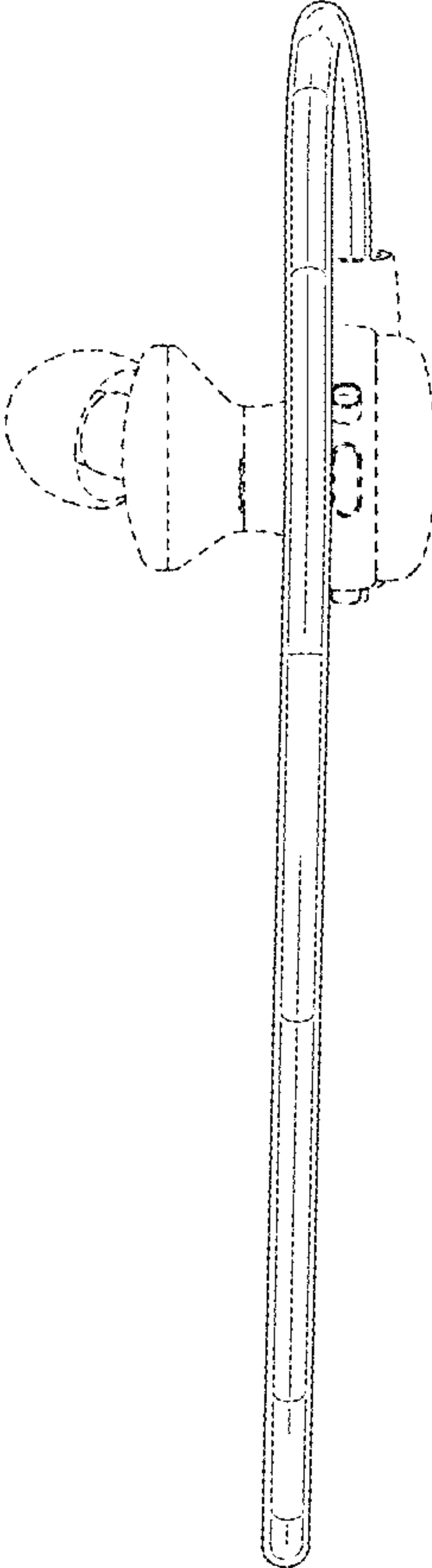


FIG.12

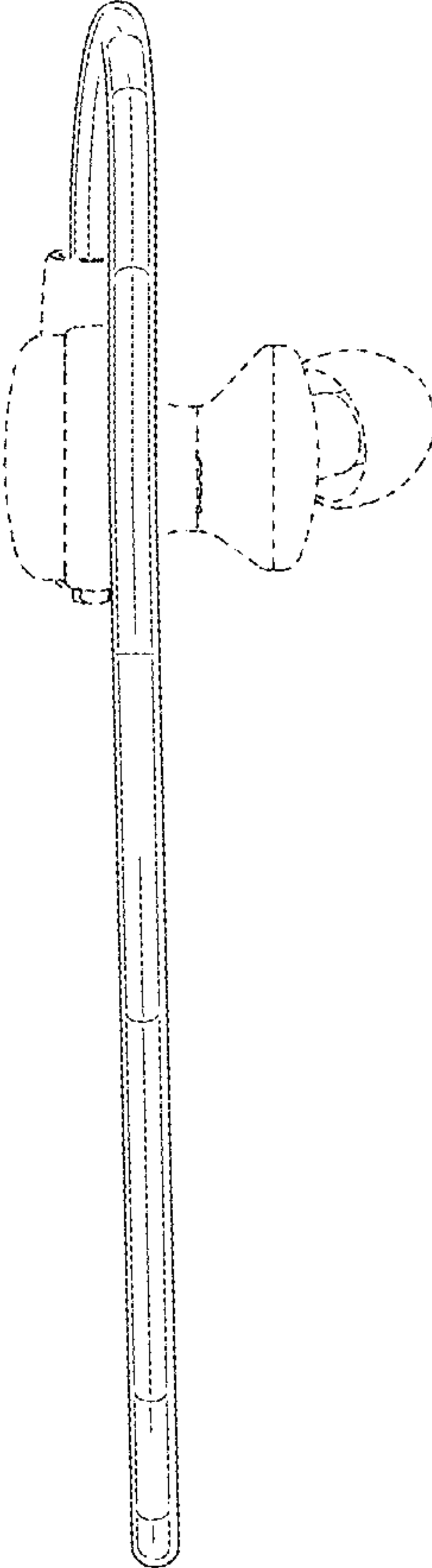


FIG.13

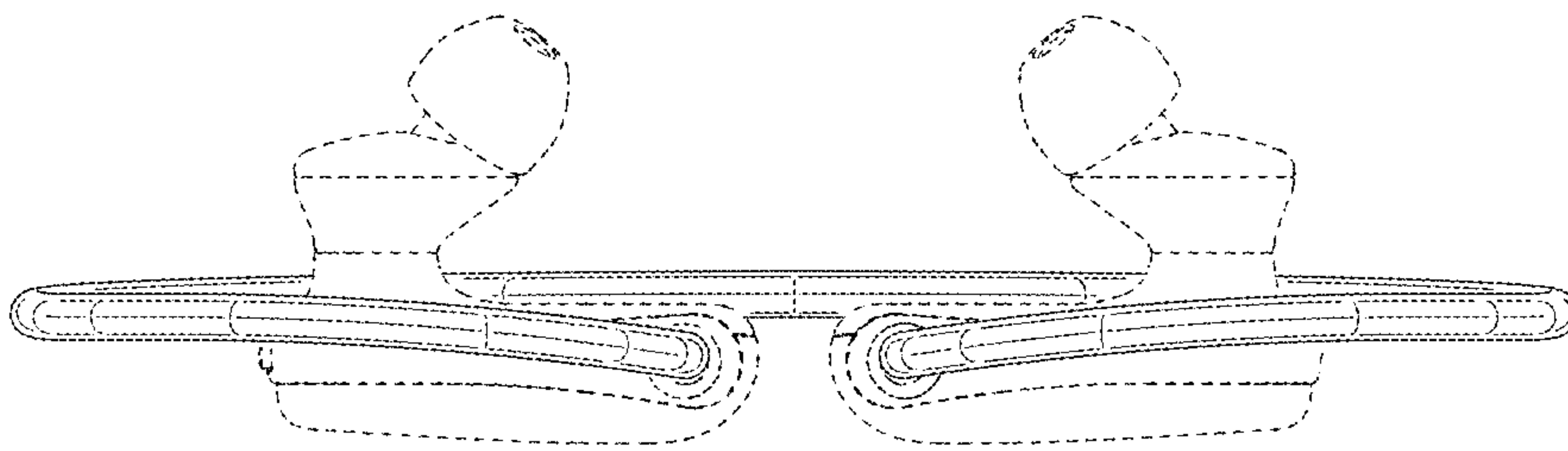


FIG.14

