



US00D776608S

(12) **United States Design Patent**
Kristen et al.

(10) **Patent No.:** **US D776,608 S**

(45) **Date of Patent:** **** Jan. 17, 2017**

(54) **TIRE**

(71) Applicant: **CONTINENTAL REIFEN
DEUTSCHLAND GMBH**, Hannover
(DE)

(72) Inventors: **Florian Kristen**, Hannover (DE);
Robert Brown, Mount Vernon, IL (US)

(73) Assignee: **Continental Reifen Deutschland
GmbH**, Hannover (DE)

(**) Term: **14 Years**

(21) Appl. No.: **29/524,948**

(22) Filed: **Apr. 24, 2015**

(51) **LOC (10) Cl.** **12-15**

(52) **U.S. Cl.**
USPC **D12/601**

(58) **Field of Classification Search**
USPC D12/500-568, 580-604, 900
CPC B60C 1/0016; B60C 11/0306; B60C
11/0302; B60C 3/06; B60C 9/17
See application file for complete search history.

(56) **References Cited**

U.S. PATENT DOCUMENTS

D449,022 S * 10/2001 Cazin-Bourguignon D12/600
D452,200 S * 12/2001 Campana D12/598
D500,288 S * 12/2004 Maziarka D12/588
D619,081 S * 7/2010 Nicolas D12/571

D627,713 S * 11/2010 Le D12/600
D641,309 S * 7/2011 Takada D12/594
D646,623 S * 10/2011 Kojima D12/566
D647,470 S * 10/2011 Bachtel D12/600
D648,264 S * 11/2011 Le D12/588
D652,367 S * 1/2012 Lange D12/574
D652,784 S * 1/2012 Lange D12/574
D662,458 S * 6/2012 De Benedittis D12/595
D736,695 S * 8/2015 Dixon D12/594

* cited by examiner

Primary Examiner — Robert M Spear

Assistant Examiner — John Voytek

(74) *Attorney, Agent, or Firm* — Laurence A. Greenberg;
Werner H. Stemer; Ralph E. Locher


(57) **CLAIM**

The ornamental design for a tire, as shown and described.

DESCRIPTION

FIG. 1 is a front elevation view of the tire showing my new invention;
FIG. 2 is a partial front view thereof;
FIG. 3 is a perspective view thereof; and
FIG. 4 is a side elevation view thereof.
FIG. 5 is an enlarged fragmentary view of the design shown in FIG. 3; and,
FIG. 6 is an enlarged fragmentary view of the design shown in FIG. 4.

1 Claim, 6 Drawing Sheets






FIG. 1




FIG. 2



FIG. 3



FIG. 4




FIG. 5




FIG. 6