



US00D776602S

(12) **United States Design Patent**  
**Lucas**

(10) **Patent No.:** **US D776,602 S**  
(45) **Date of Patent:** **\*\* Jan. 17, 2017**

- (54) **TIRE TREAD**
  - (71) Applicant: **Andrew J. Lucas**, Chippenham (GB)
  - (72) Inventor: **Andrew J. Lucas**, Chippenham (GB)
  - (73) Assignee: **COOPER TIRE & RUBBER COMPANY**, Findlay, OH (US)
  - (\*\*) Term: **14 Years**
  - (21) Appl. No.: **29/526,415**
  - (22) Filed: **May 8, 2015**
  - (51) **LOC (10) Cl.** ..... **12-15**
  - (52) **U.S. Cl.**  
USPC ..... **D12/521; D12/900**
  - (58) **Field of Classification Search**  
USPC ..... **D12/500-532, 900-901**  
CPC ..... **B60C 11/0304; B60C 11/0302; B60C 11/0306; B60C 11/0309; B60C 11/0318; B60C 11/0311; B60C 11/042; B60C 11/13; B60C 11/00; B60C 11/11; B60C 11/12**
- See application file for complete search history.

8,181,682	B2	5/2012	Miyazaki	
D668,598	S *	10/2012	Hughes	D12/521
D673,894	S *	1/2013	Hughes	D12/521
8,469,069	B2	6/2013	Igarashi et al.	
D694,702	S *	12/2013	Leconte	D12/521
D707,619	S *	6/2014	Fu	D12/521
D709,434	S *	7/2014	Kato	D12/521
8,783,311	B2	7/2014	Kojima et al.	
D737,752	S *	9/2015	Shondel	D12/521
D739,339	S *	9/2015	Nomura	D12/521
D752,504	S *	3/2016	Sareen	D12/521
D755,111	S *	5/2016	Yang	D12/521
D756,892	S *	5/2016	Kim	D12/521
2010/0180994	A1	7/2010	Yamaguchi	
2013/0008576	A1	1/2013	Nakamura	
2013/0112326	A1	5/2013	Mellara et al.	
2014/0224397	A1	8/2014	Okabe	

\* cited by examiner

*Primary Examiner* — Stacia Cadmus  
(74) *Attorney, Agent, or Firm* — Fay Sharpe LLP

(57) **CLAIM**

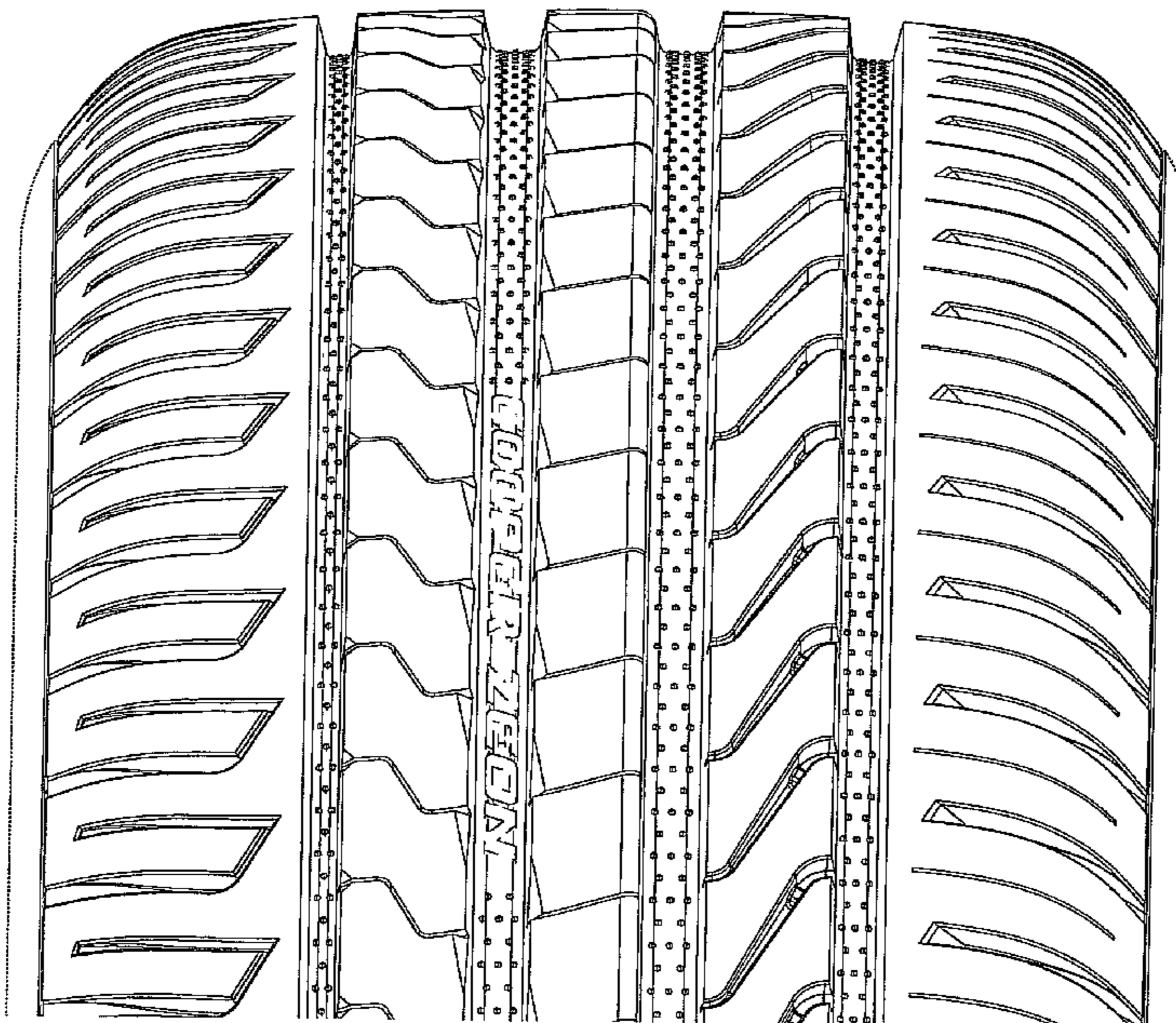
The ornamental design for a tire tread, as shown and described.

**DESCRIPTION**

FIG. 1 is a perspective view of the tire tread of the present application;  
FIG. 2 is a side view (first side) thereof;  
FIG. 3 is a side view (second side) thereof;  
FIG. 4 is a front view thereof; and,  
FIG. 5 is an enlarged partial front view thereof.  
The broken line showings of the sidewall, inner bead, and the peripheral boundary between the tire tread and the sidewall, and the text in FIG. 5, are included for the purpose of illustrating environment and form no part of the claim.

**1 Claim, 5 Drawing Sheets**

- (56) **References Cited**  
U.S. PATENT DOCUMENTS
- |           |     |         |                 |         |
|-----------|-----|---------|-----------------|---------|
| 2,056,131 | A   | 9/1936  | Brittain        |         |
| 5,147,478 | A   | 9/1992  | Nock et al.     |         |
| 6,112,788 | A   | 9/2000  | Ikeda           |         |
| 6,119,744 | A   | 9/2000  | Tsukagoshi      |         |
| 6,505,661 | B1  | 1/2003  | Nakagawa et al. |         |
| 6,918,420 | B2  | 7/2005  | Matsumoto       |         |
| D560,595  | S * | 1/2008  | Bindner         | D12/521 |
| D646,221  | S   | 10/2011 | Kiwaki          |         |
| 8,042,584 | B2  | 10/2011 | Takahashi       |         |



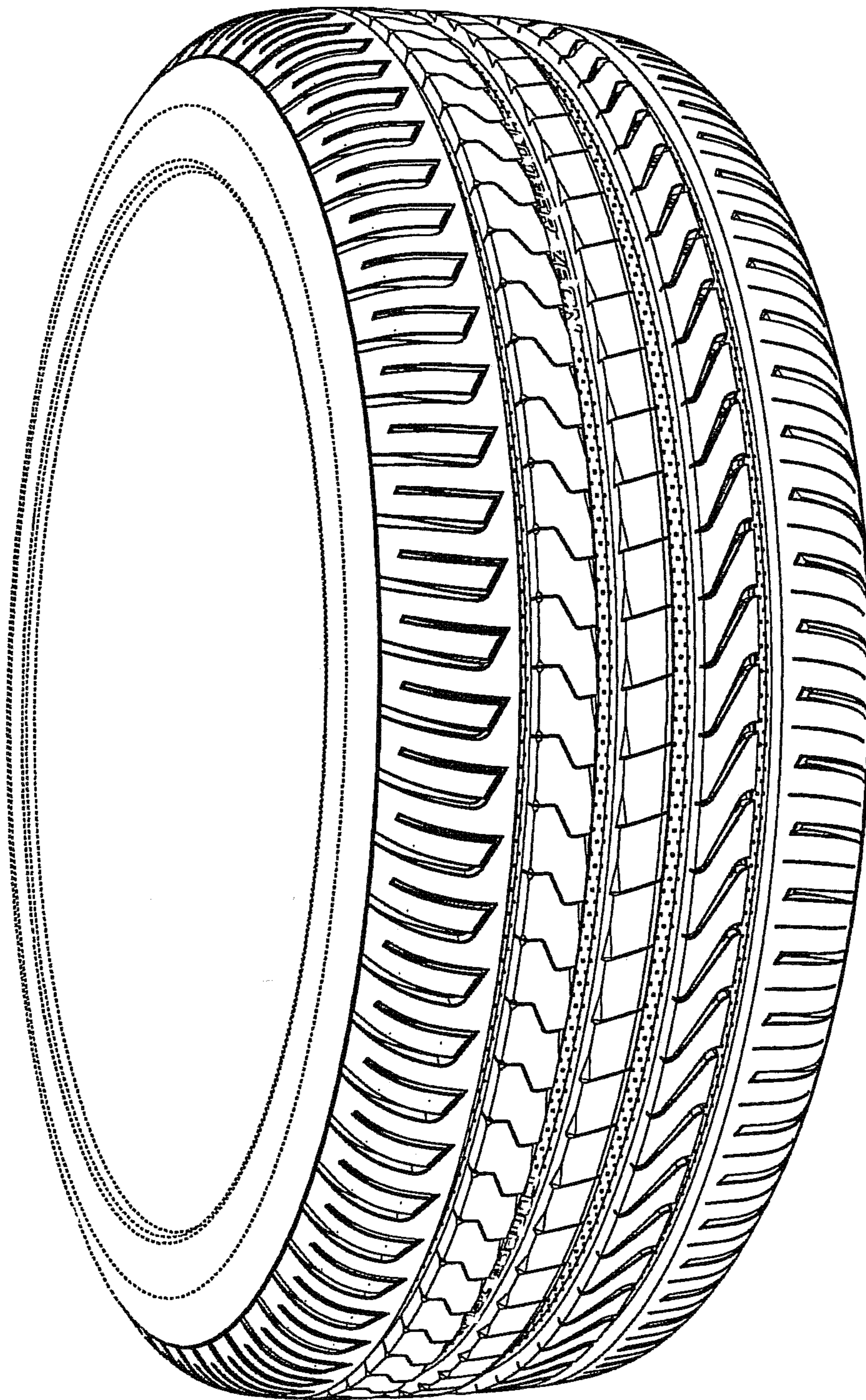


FIG. 1




FIG. 2




FIG. 3

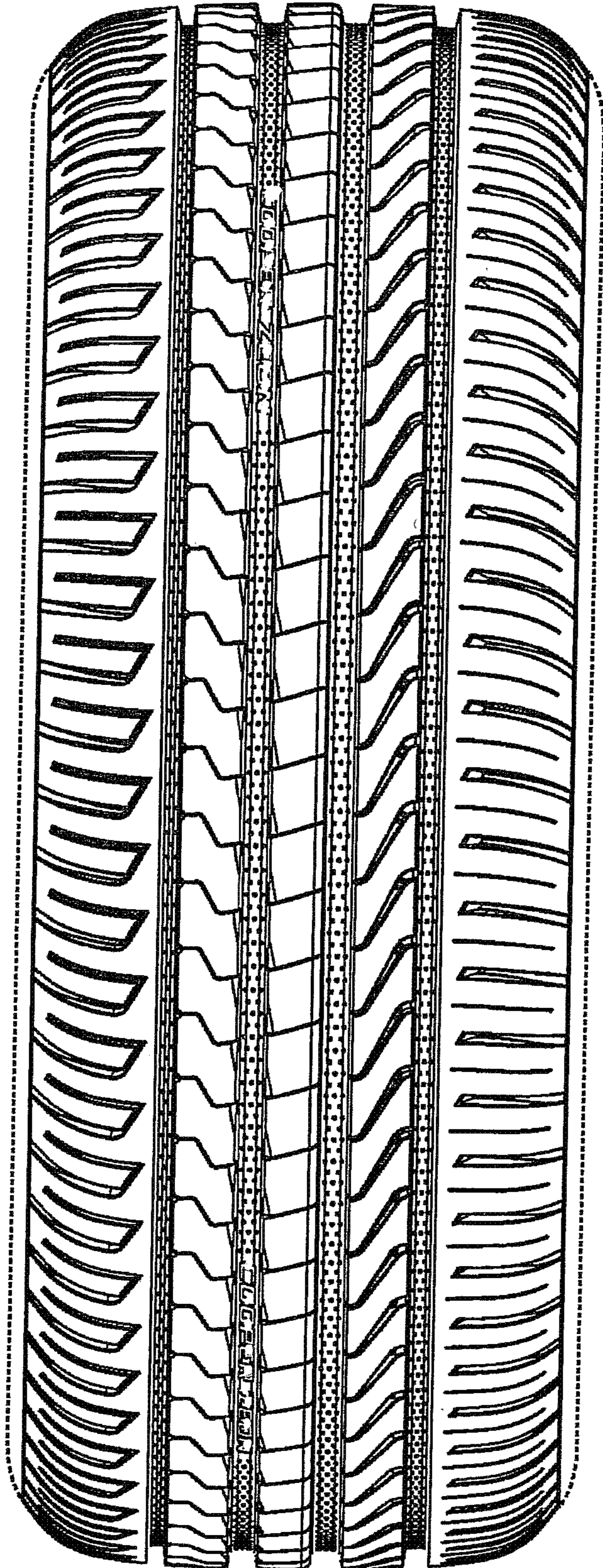


FIG. 4

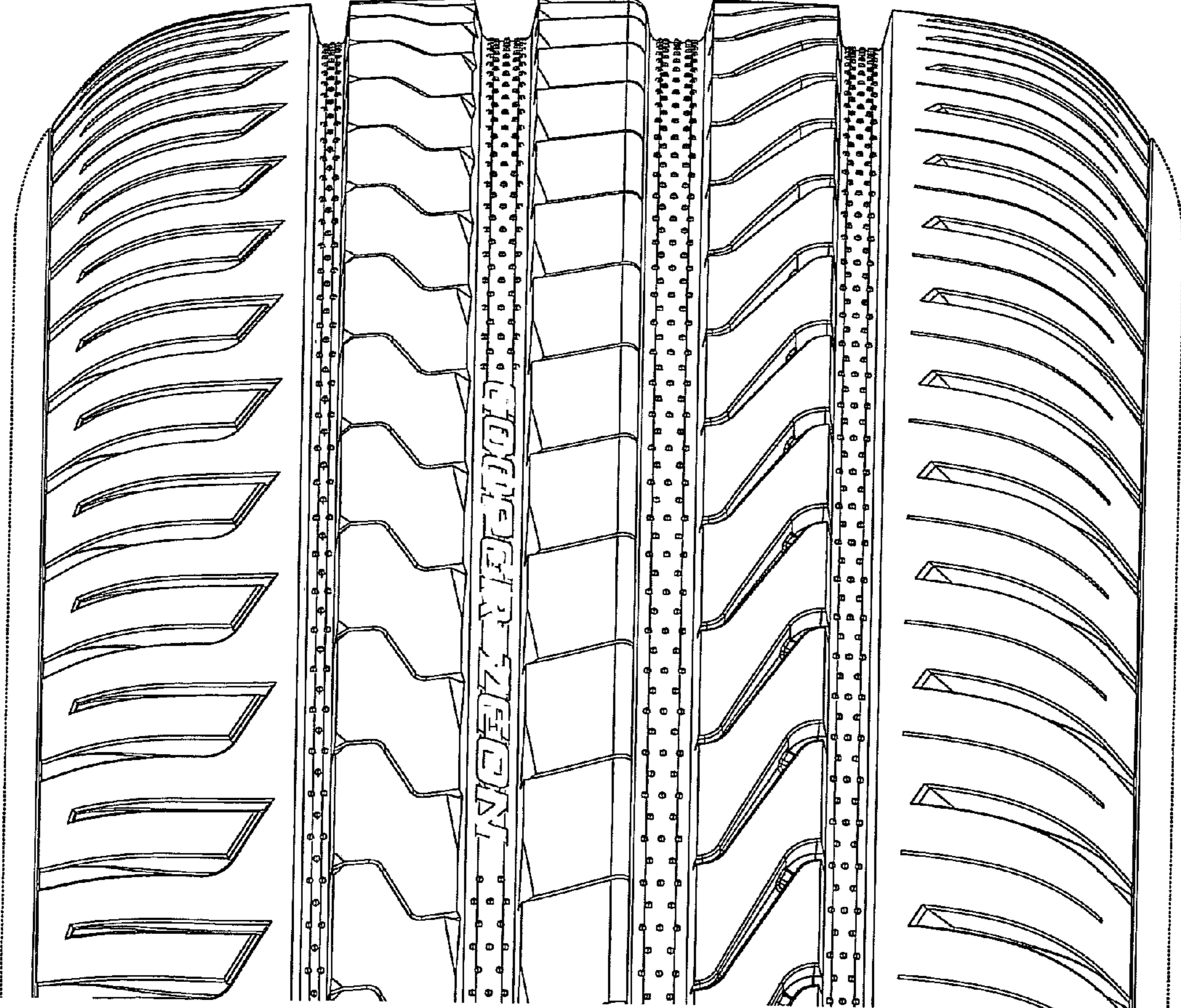


FIG. 5