



US00D776601S

(12) **United States Design Patent**  
**McDonald, II et al.**

(10) **Patent No.:** **US D776,601 S**  
(45) **Date of Patent:** **\*\* Jan. 17, 2017**

- (54) **TONNEAU COVER**
- (71) Applicant: **TRUCK ACCESSORIES GROUP, LLC**, Elkhart, IN (US)
- (72) Inventors: **Ernest M. McDonald, II**, Granger, IN (US); **Shane R. Demitruk**, Elkhart, IN (US); **Eugene A. Dylewski, II**, Granger, IN (US)
- (73) Assignee: **Truck Accessories Group, LLC**, Elkhart, IN (US)
- (\*\*) Term: **15 Years**
- (21) Appl. No.: **29/527,454**
- (22) Filed: **May 19, 2015**
- (51) **LOC (10) Cl.** ..... **12-16**
- (52) **U.S. Cl.**  
USPC ..... **D12/401**
- (58) **Field of Classification Search**  
USPC ..... D12/401-405  
CPC ..... B60J 11/08; B60J 11/06; A47C 31/10  
See application file for complete search history.

D678,173 S *	3/2013	McIntire .....	D12/401
D687,760 S *	8/2013	Gros .....	D12/401
D687,761 S *	8/2013	Gros .....	D12/401
D690,256 S *	9/2013	Ewringmann .....	D12/401
D733,033 S *	6/2015	Rohr .....	D12/401
2001/0038225 A1*	11/2001	Muirhead .....	B60J 7/1621 296/100.06

\* cited by examiner

*Primary Examiner* — Katrina A Betton

(74) *Attorney, Agent, or Firm* — Barnes & Thornburg LLP

(57) **CLAIM**

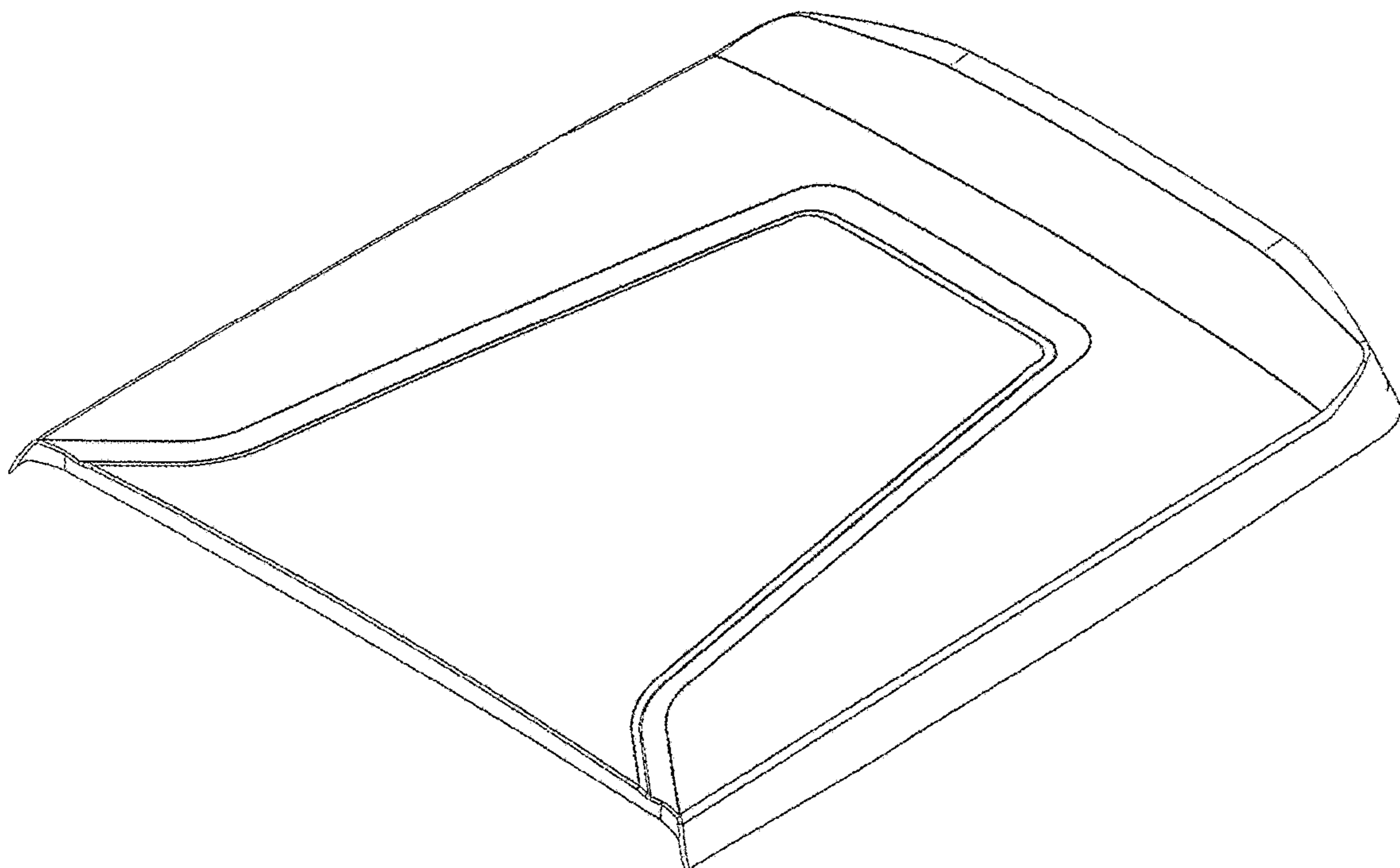
An ornamental design for a tonneau cover, as shown and described.

**DESCRIPTION**

FIG. 1 is a perspective view of a tonneau cover;  
 FIG. 2 is a top view of the tonneau cover;  
 FIG. 3 is a front view of the tonneau cover of FIG. 1;  
 FIG. 4 is a rear view of the tonneau cover of FIG. 1;  
 FIG. 5 is a right-hand view of the tonneau cover of FIG. 1;  
 FIG. 6 is the left-hand view of the tonneau cover of FIG. 1;  
 and,  
 FIG. 7 is an underside view of the tonneau cover of FIG. 1.

**1 Claim, 7 Drawing Sheets**

- (56) **References Cited**  
U.S. PATENT DOCUMENTS  
D581,859 S \* 12/2008 Bogard ..... D12/401  
D581,860 S \* 12/2008 Bogard ..... D12/401



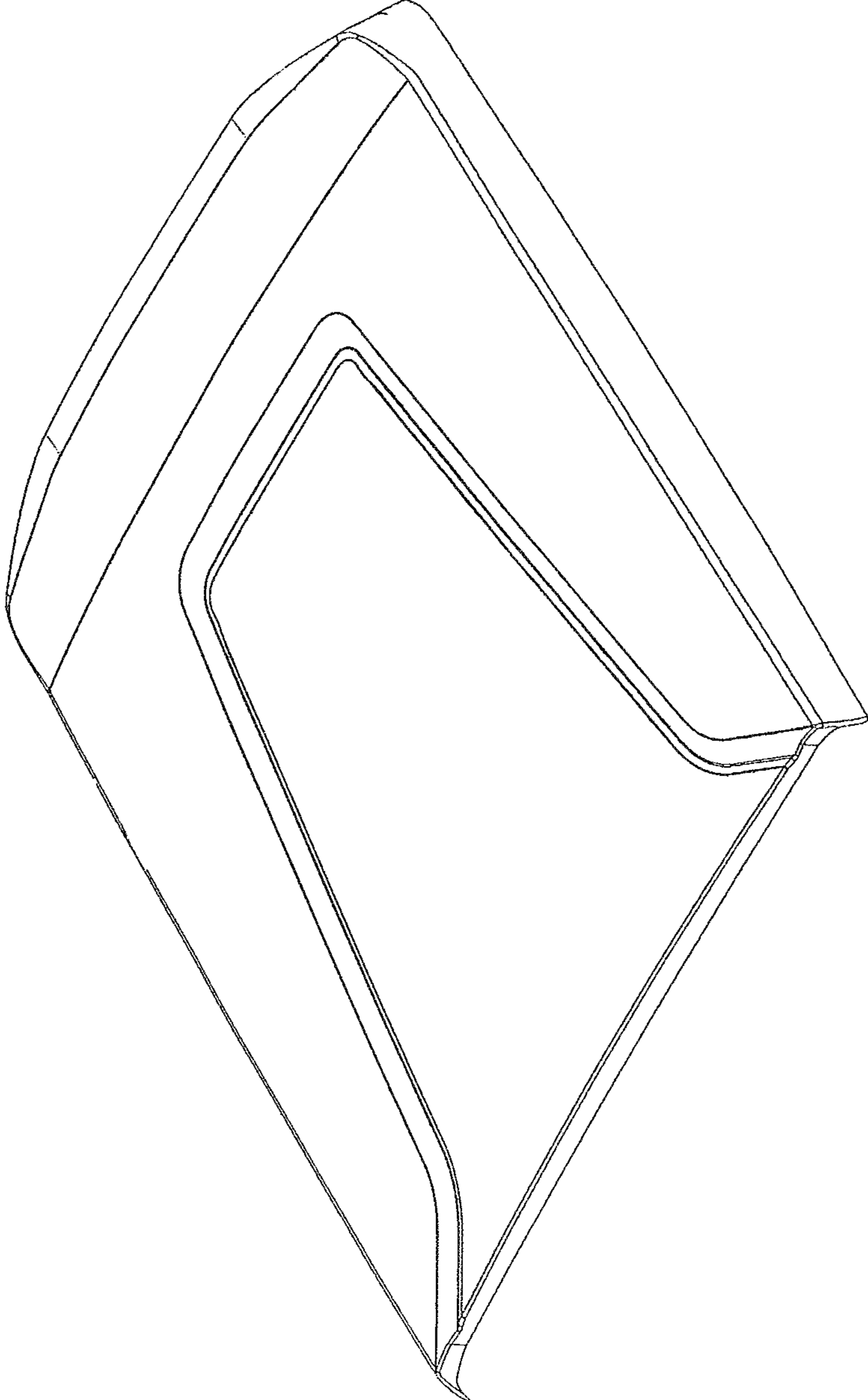


Fig. 1

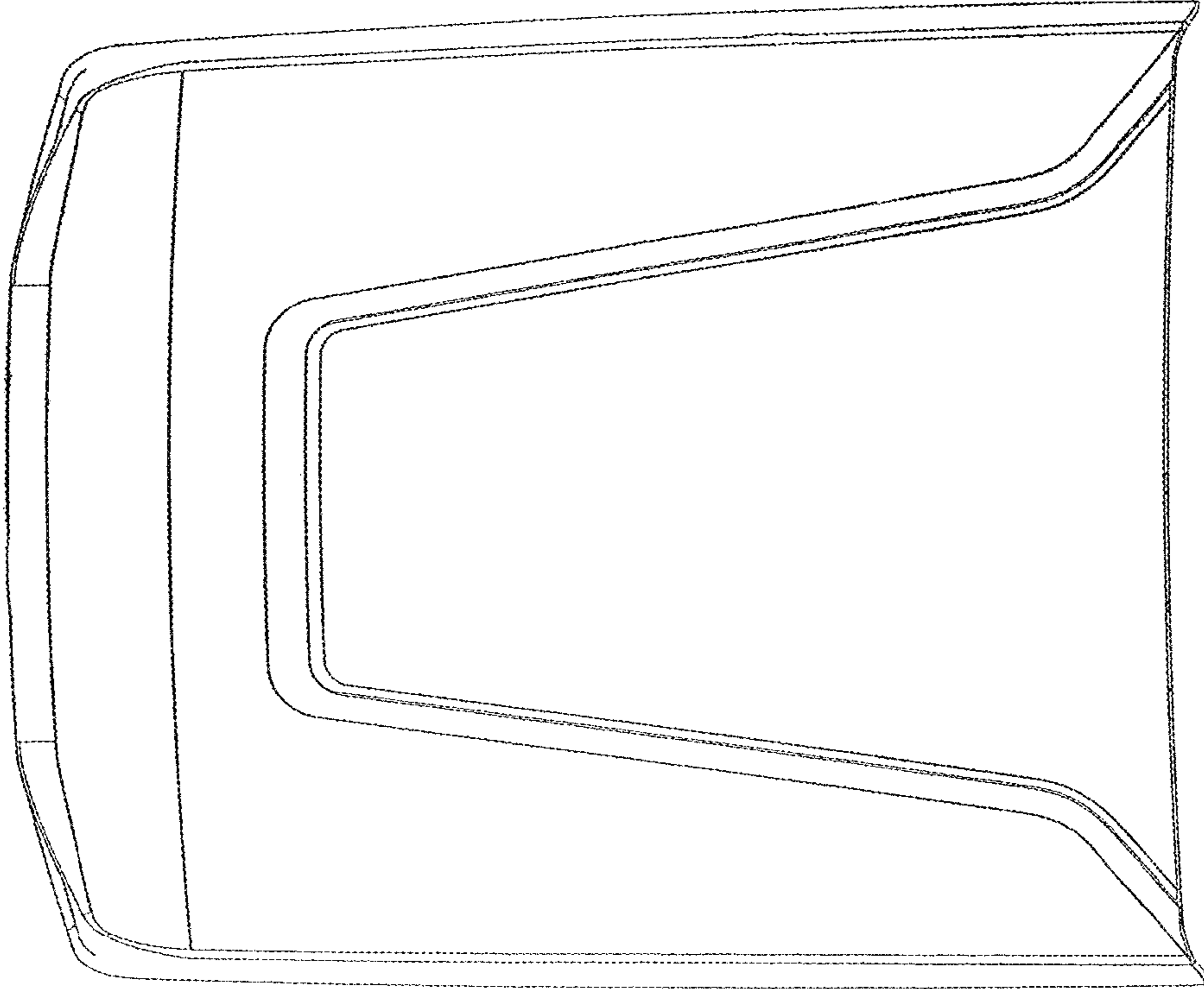


Fig. 2




Fig. 3




Fig. 4




Fig. 5




Fig. 6



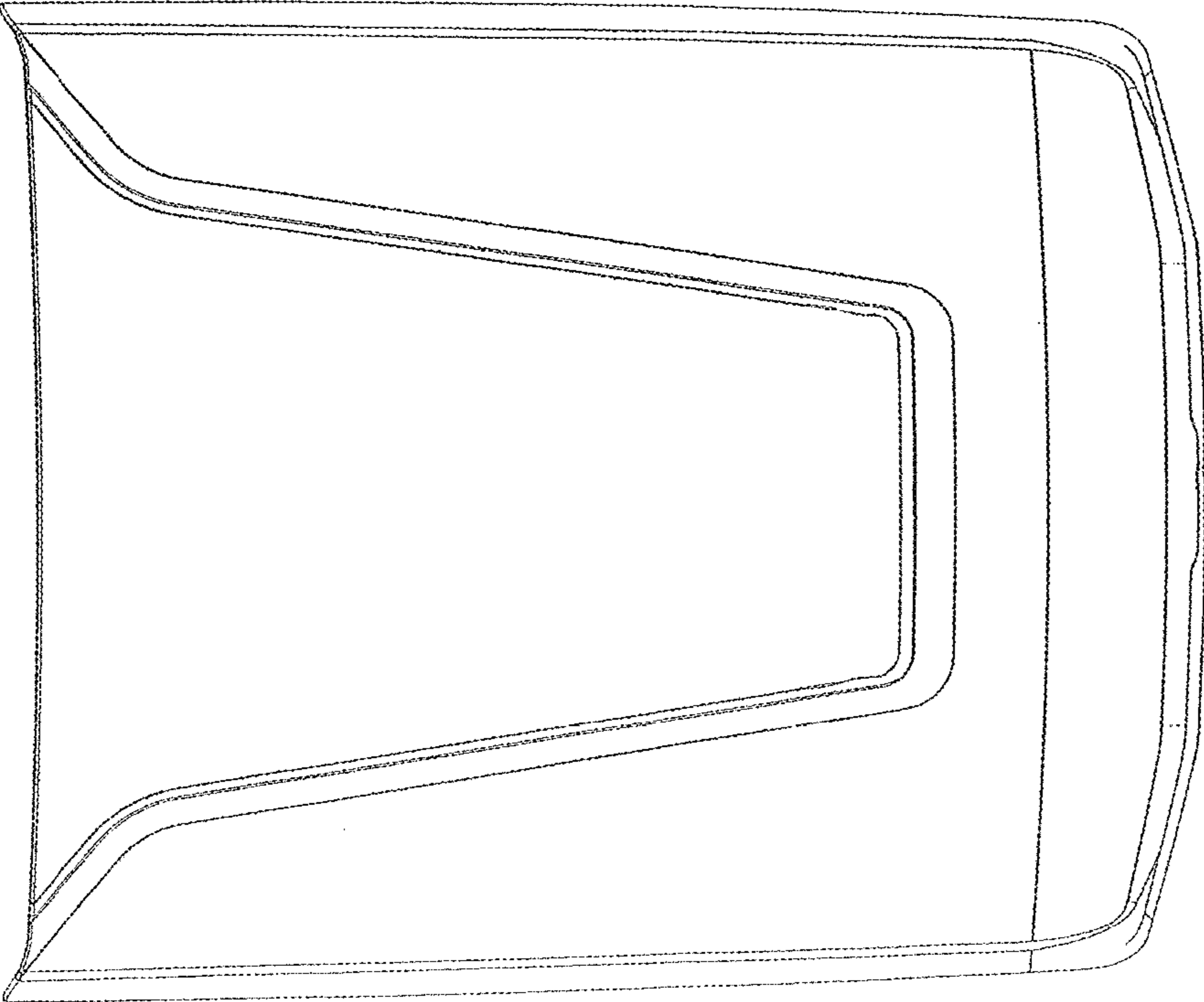


Fig. 7