



US00D776589S

(12) **United States Design Patent**
Yoshimine et al.

(10) **Patent No.:** **US D776,589 S**

(45) **Date of Patent:** **** Jan. 17, 2017**

(54) **AUTOMOBILE**

(71) Applicant: **mitsubishi JIDOSHA KOGYO
KABUSHIKI KAISHA**, Tokyo (JP)

(72) Inventors: **Norihiko Yoshimine**, Nagoya (JP);
Atsushi Goto, Toyoake (JP)

(73) Assignee: **mitsubishi JIDOSHA KOGYO
KABUSHIKI KAISHA**, Tokyo (JP)

(**) Term: **15 Years**

(21) Appl. No.: **29/533,817**

(22) Filed: **Jul. 22, 2015**

(30) **Foreign Application Priority Data**

Jan. 23, 2015 (JP) 2015-001139

(51) **LOC (10) Cl.** **12-08**

(52) **U.S. Cl.**
USPC **D12/190**

(58) **Field of Classification Search**
USPC D12/86, 90, 91, 92, 110, 114, 163, 169,
D12/171, 190, 192, 197, 199, 400;
293/102, 293/112, 115; 428/31; 180/68.4,
180/68.6
CPC B60R 19/52; B60R 2019/505; B60R
2019/527; B60R 2019/1886
See application file for complete search history.

(56) **References Cited**

U.S. PATENT DOCUMENTS

D393,993 S * 5/1998 De Bergen D8/34
D584,996 S 1/2009 Jamieson et al.
D660,754 S * 5/2012 Nakamuta D12/190
D669,406 S * 10/2012 Tomatsu D12/190
D688,999 S * 9/2013 Matsumoto D12/190

D692,358 S * 10/2013 Nakamuta D12/190
D702,602 S * 4/2014 Matsumoto D12/169
D714,197 S * 9/2014 Matsumoto D12/190
D748,025 S * 1/2016 Yoshimine D12/190
D756,862 S * 5/2016 Wada D12/169
D760,136 S * 6/2016 Takahashi D12/190

FOREIGN PATENT DOCUMENTS

JP D1477380 8/2013
JP D1495367 4/2014
JP D1495369 4/2014
JP D1495370 4/2014
JP D1518928 3/2015
JP D1518929 3/2015
JP D1518930 3/2015
JP D1524461 5/2015
JP D1524785 6/2015
JP D1528184 7/2015
JP D1528207 7/2015
RU D1328127 4/2008

(Continued)

Primary Examiner — Phillip S Hyder

(74) *Attorney, Agent, or Firm* — Birch, Stewart, Kolasch
& Birch, LLP

(57) **CLAIM**

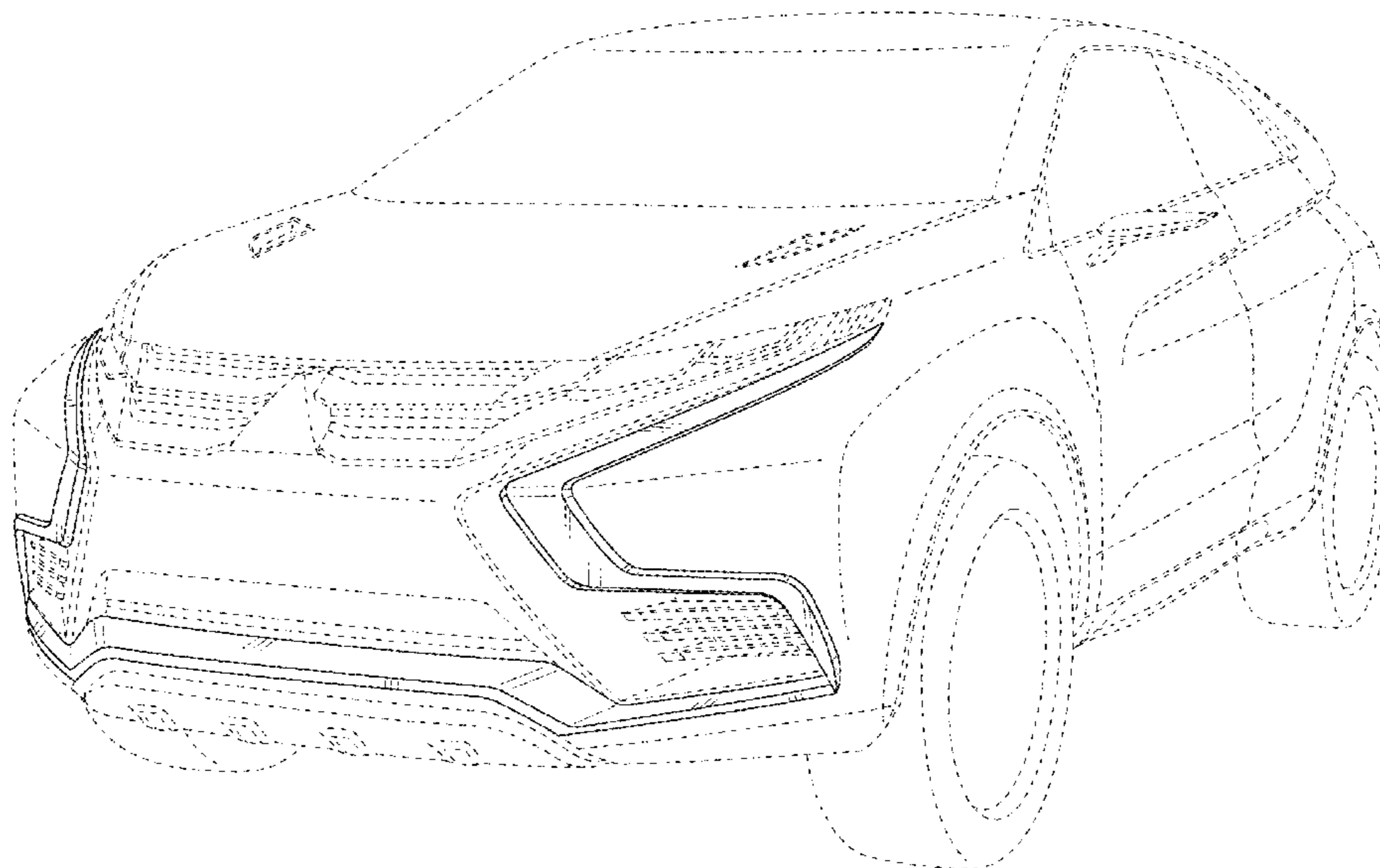
The ornamental design for an automobile, as shown and
described.

DESCRIPTION

FIG. 1 is a front perspective view of the front, top and right
side of an automobile showing our new design;
FIG. 2 is a right side view thereof;
FIG. 3 is a left side view thereof;
FIG. 4 is a top plan view thereof;
FIG. 5 is a front view thereof; and,
FIG. 6 is a rear view thereof.

The broken lines in the drawings illustrate portions of the
automobile that form no part of the claimed design.

1 Claim, 5 Drawing Sheets



(56)

References Cited

FOREIGN PATENT DOCUMENTS

RU	87876 S	2/2014
RU	93213	5/2015
RU	93230	5/2015
RU	93231	5/2015

* cited by examiner

Fig. 1

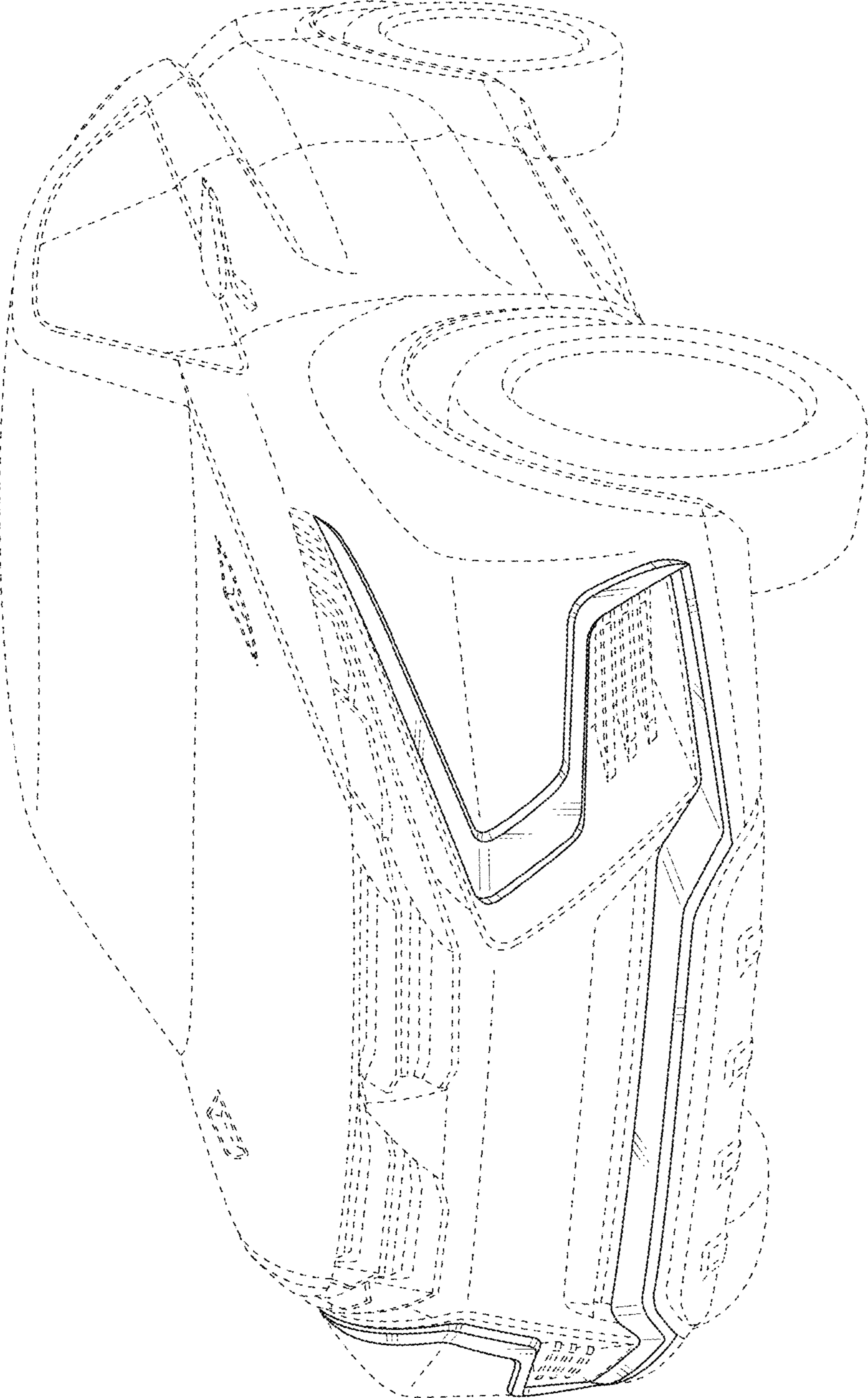


Fig. 2

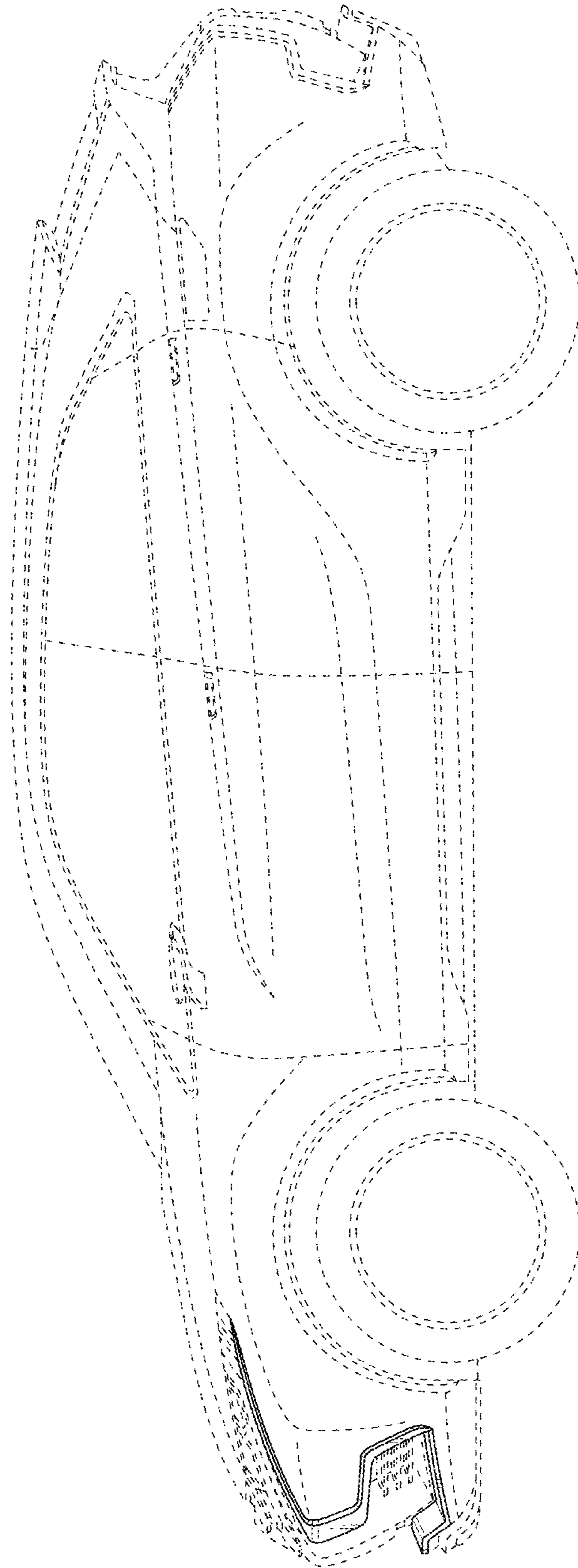


Fig. 3

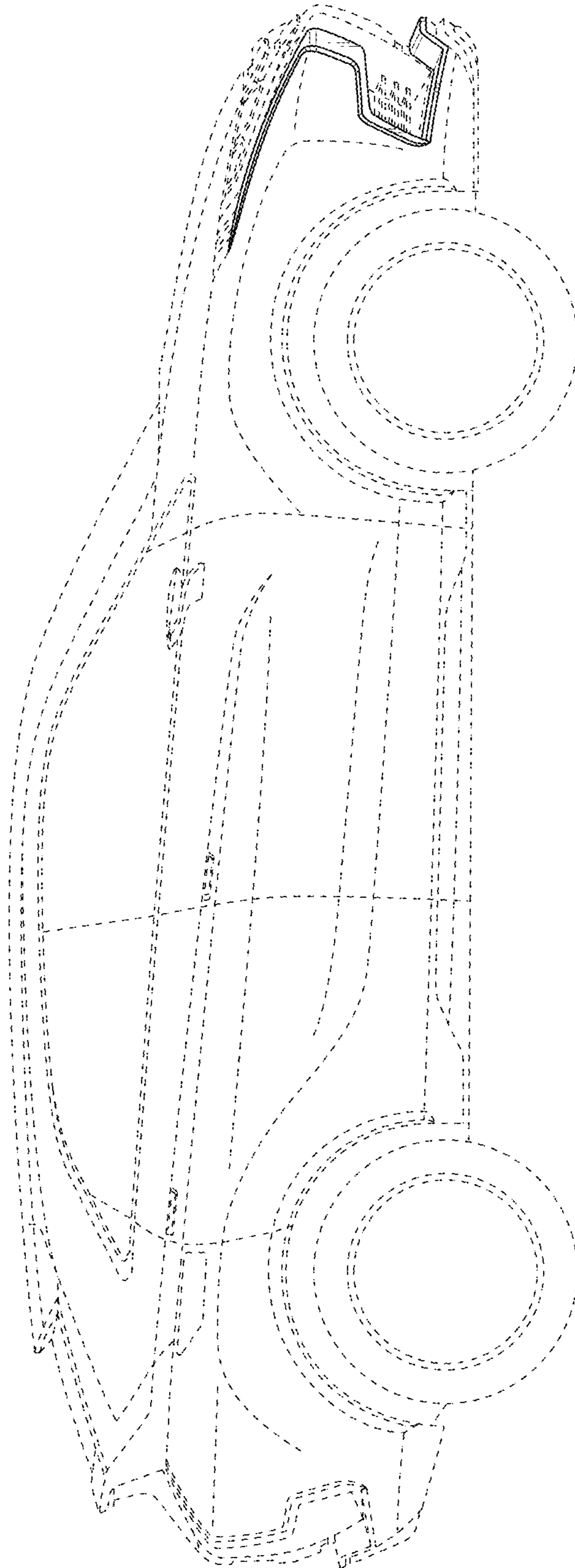


Fig. 4

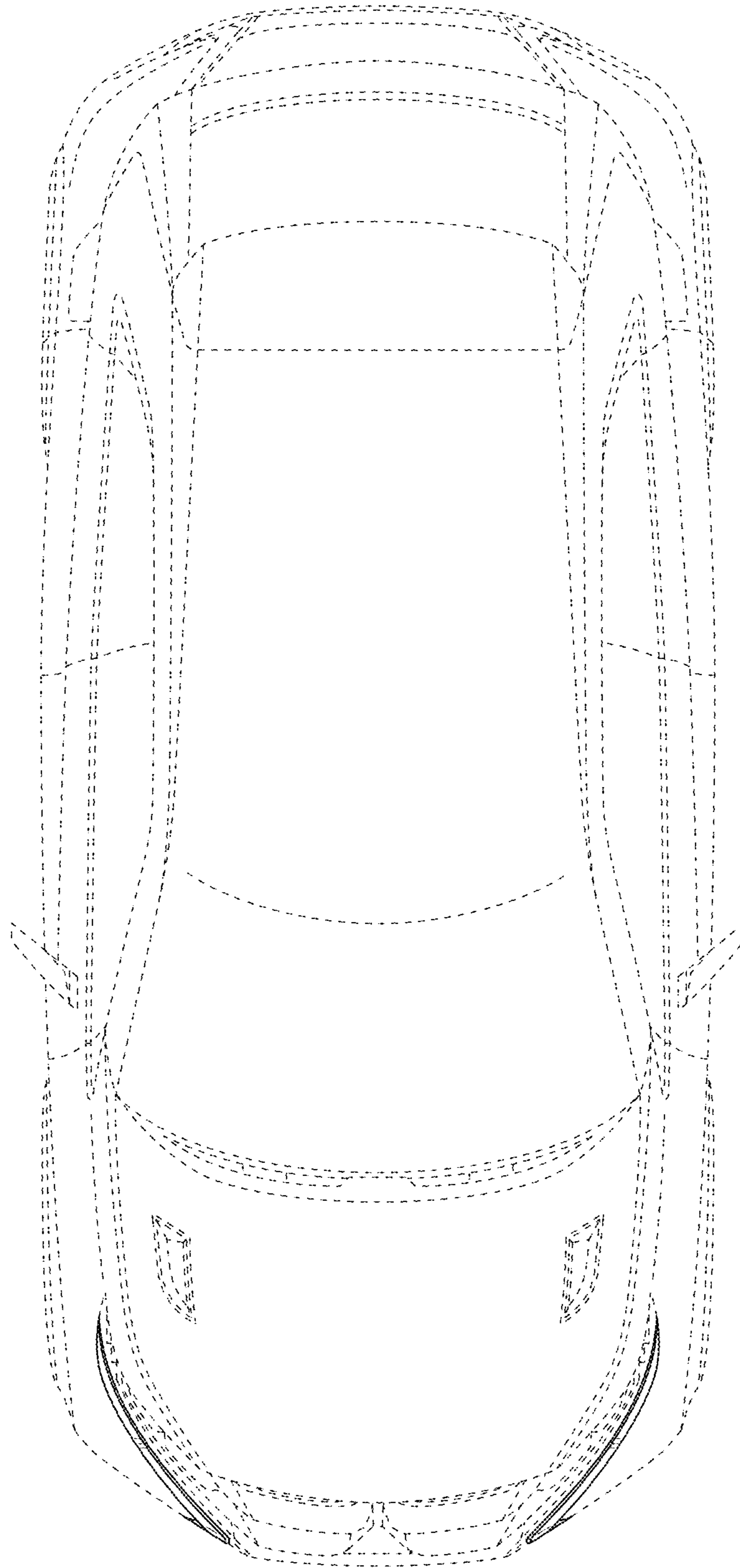


Fig. 6

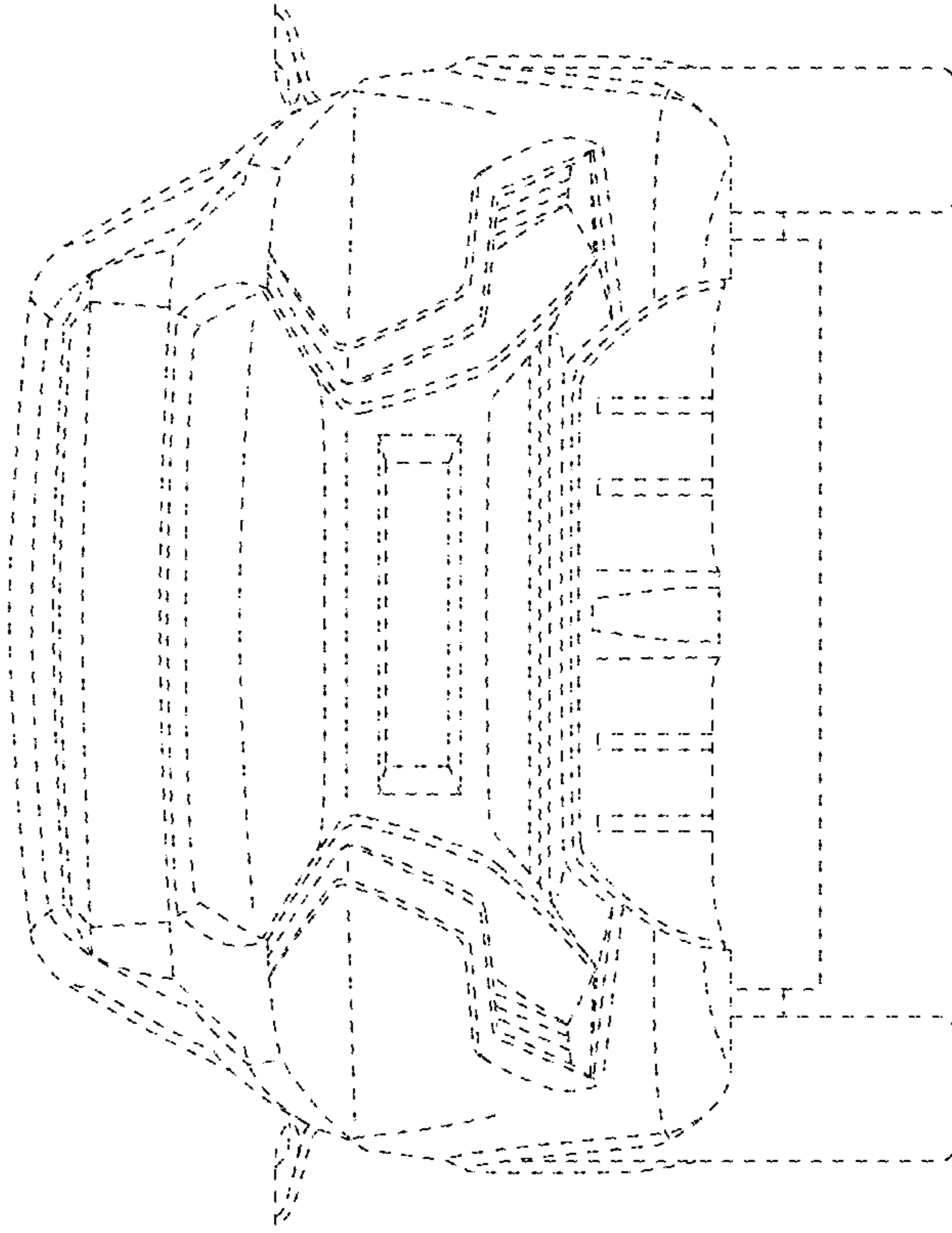


Fig. 5

