



US00D776583S

(12) **United States Design Patent** (10) **Patent No.:** **US D776,583 S**  
**Scheer et al.** (45) **Date of Patent:** **\*\* Jan. 17, 2017**

(54) **VEHICLE NUDGE BAR**

(56) **References Cited**

(71) Applicant: **GM GLOBAL TECHNOLOGY OPERATIONS LLC**, Detroit, MI (US)

U.S. PATENT DOCUMENTS

(72) Inventors: **Richard F. Scheer**, Bloomfield Township, MI (US); **Morio Ikeda**, Sao Paulo (BR); **Eduardo H. Mine**, Sao Caetano Sul (BR); **Lamildson Rolin**, Sao Caetano Do Sul (BR); **Danilo C. Rodrigues**, Sao Paulo (BR); **Andre Leal Fonseca**, Sao Paulo (BR)

D291,075 S *	7/1987	Kitahashi .....	D12/169
D506,168 S *	6/2005	Chan .....	D12/169
D619,509 S *	7/2010	Choi .....	D12/164
D679,643 S *	4/2013	Karras .....	D12/196
D711,296 S *	8/2014	O'Donnell .....	D12/169
D748,541 S *	2/2016	Jamieson .....	D12/169
D753,559 S *	4/2016	McMahan .....	D12/169

\* cited by examiner

(73) Assignee: **GM Global Technology Operations LLC**, Detroit, MI (US)

*Primary Examiner* — Cathron Brooks

*Assistant Examiner* — Christian P McLean

(74) *Attorney, Agent, or Firm* — Reising Ethington P.C.

(\*\*) Term: **15 Years**

(57) **CLAIM**

(21) Appl. No.: **29/536,880**

The ornamental design for a vehicle nudge bar, as shown and described.

(22) Filed: **Aug. 20, 2015**

(51) **LOC (10) Cl.** ..... **12-08**

(52) **U.S. Cl.**  
USPC ..... **D12/171**

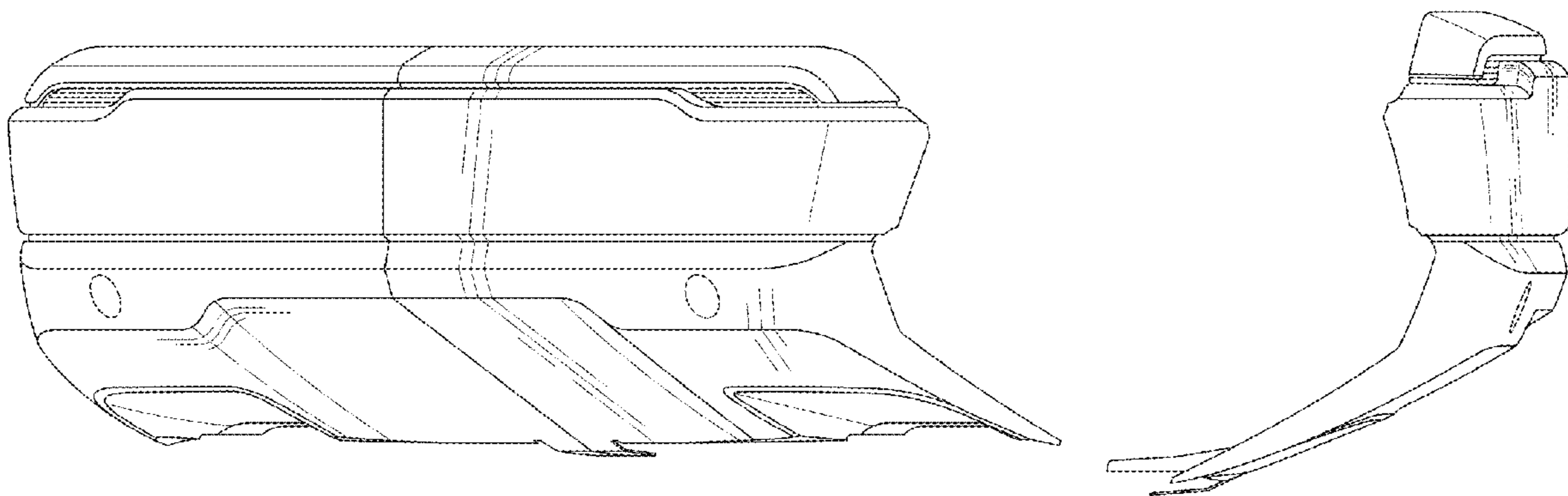
**DESCRIPTION**

(58) **Field of Classification Search**  
USPC ..... D12/86-92, 163-172; 293/102-155;  
296/35.2, 193.09, 193.1, 203.02  
CPC ..... B60R 19/02; B60R 19/023; B60R 19/18;  
B60R 19/24; B60R 19/44; B60R 19/48;  
B60R 19/56; B60R 2019/527; B60R  
2019/1886

FIG. 1 is a perspective view of the vehicle nudge bar;  
FIG. 2 is a front view thereof;  
FIG. 3 is a side view thereof; and,  
FIG. 4 is a bottom view thereof.  
The broken lines shown in the drawings depict portions of the vehicle nudge bar that form no part of the claimed design.

See application file for complete search history.

**1 Claim, 2 Drawing Sheets**



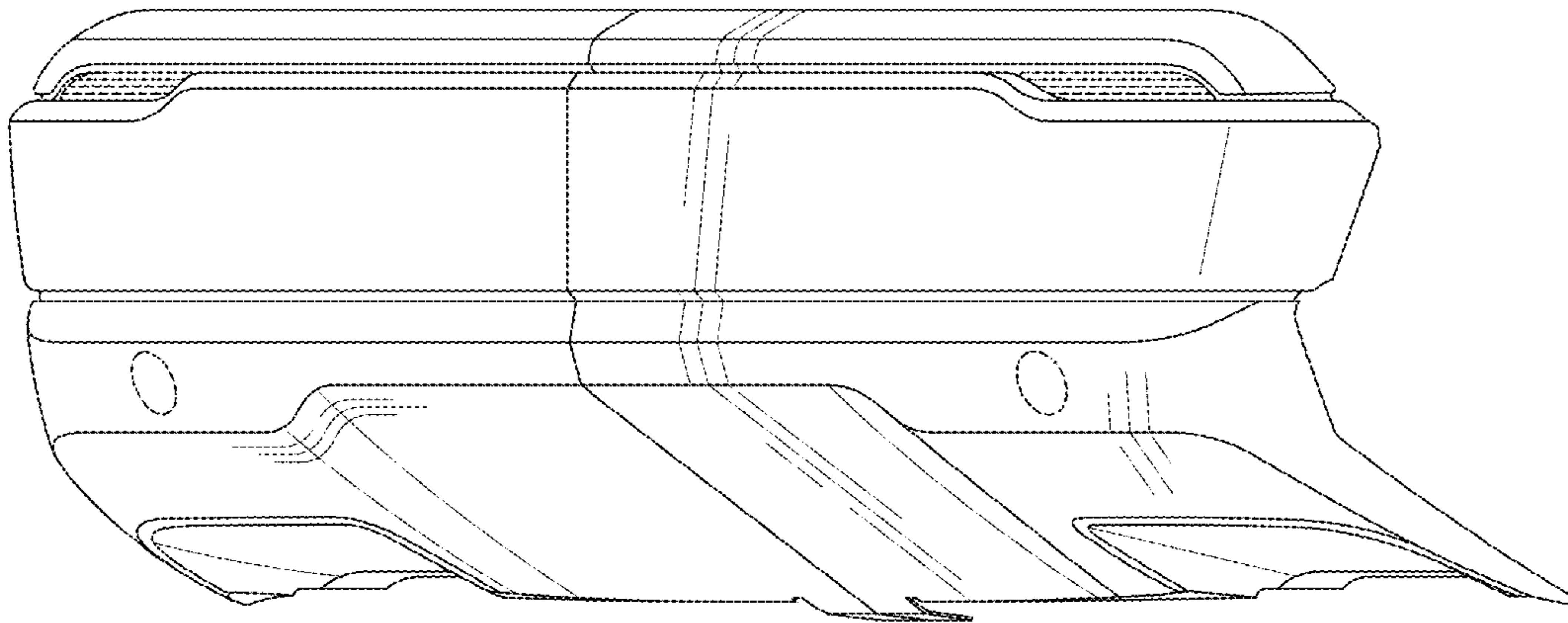


Fig. 1

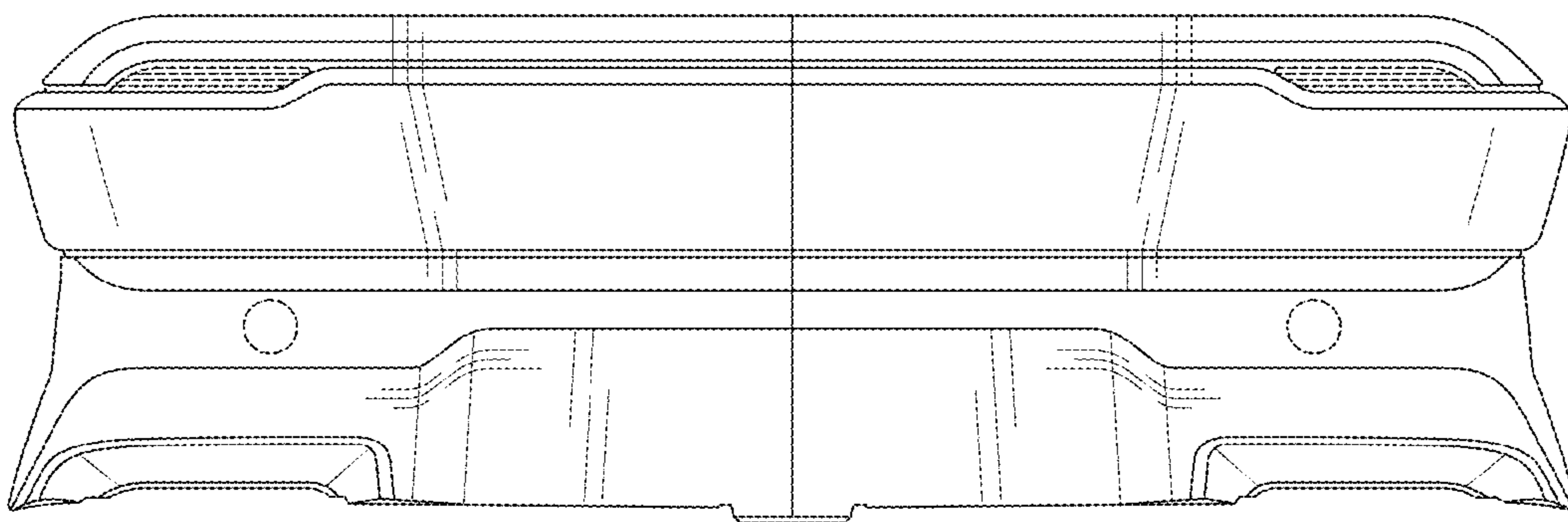


Fig. 2

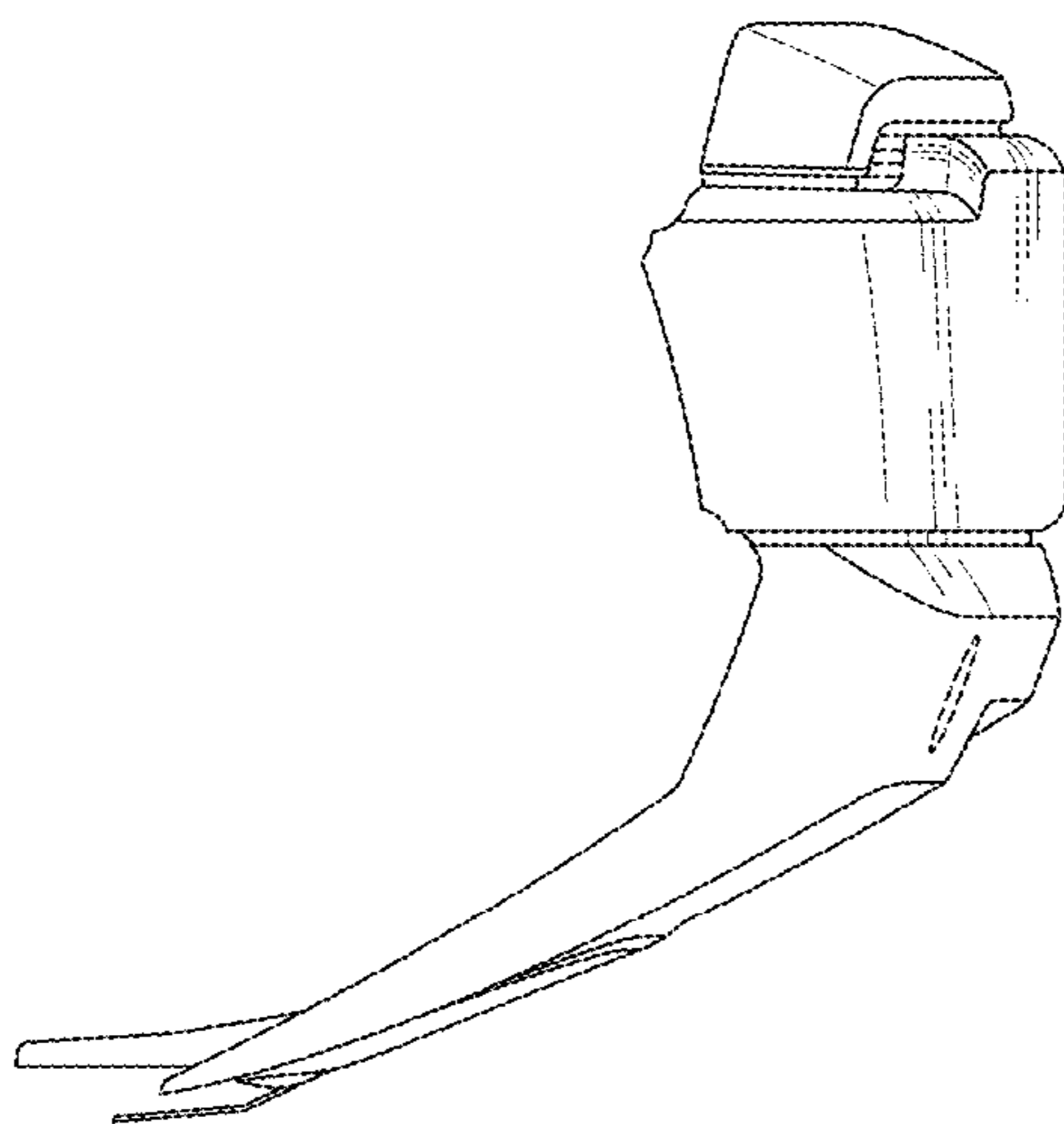


Fig. 3

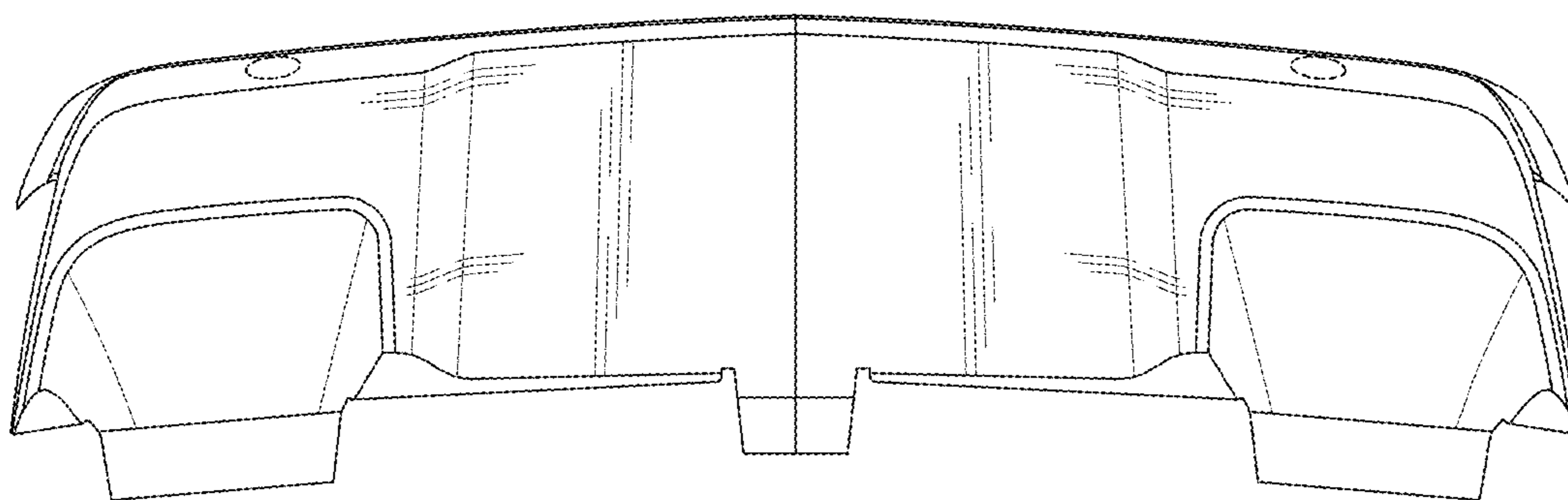


Fig. 4