



US00D776572S

(12) **United States Design Patent** (10) **Patent No.:** **US D776,572 S**
Pettibone (45) **Date of Patent:** **** Jan. 17, 2017**

(54) **RAIL CAR COVER**

(71) Applicant: **CLEARRAILS, LLC**, Littleton, CO (US)

(72) Inventor: **Walter Mark Pettibone**, Littleton, CO (US)

(73) Assignee: **Clearrails, LLC**, Littleton, CO (US)

(**) Term: **14 Years**

(21) Appl. No.: **29/504,228**

(22) Filed: **Oct. 3, 2014**

(51) **LOC (10) Cl.** **12-03**

(52) **U.S. Cl.**
USPC **D12/43**

(58) **Field of Classification Search**
USPC D12/36-52; 105/377.01, 377.1, 377.03, 105/377.05, 372, 377.09, 418, 421; D25/119, 120, 121, 122, 123, 124, 125, D25/126, 127, 128, 129, 132
CPC B61D 39/00; B61D 39/001; B61D 39/002; B61D 39/003; B61D 39/005; B61D 39/006; B61D 39/007; B61D 39/008; B61D 17/00; B61D 17/04; B61D 17/043; B61D 17/08; B61D 17/12; B61D 17/14

See application file for complete search history.

(56) **References Cited**

U.S. PATENT DOCUMENTS

D33,340 S * 10/1900 Keithley D12/45
776,175 A * 11/1904 Dodds B61D 17/043
105/418
1,272,116 A * 7/1918 Russell B61D 17/04
105/407
1,487,271 A * 3/1924 Russell B61D 17/12
52/48

(Continued)

Primary Examiner — T. Chase Nelson

Assistant Examiner — Ania Aman

(74) *Attorney, Agent, or Firm* — Marsh Fischmann & Breyfogle LLP

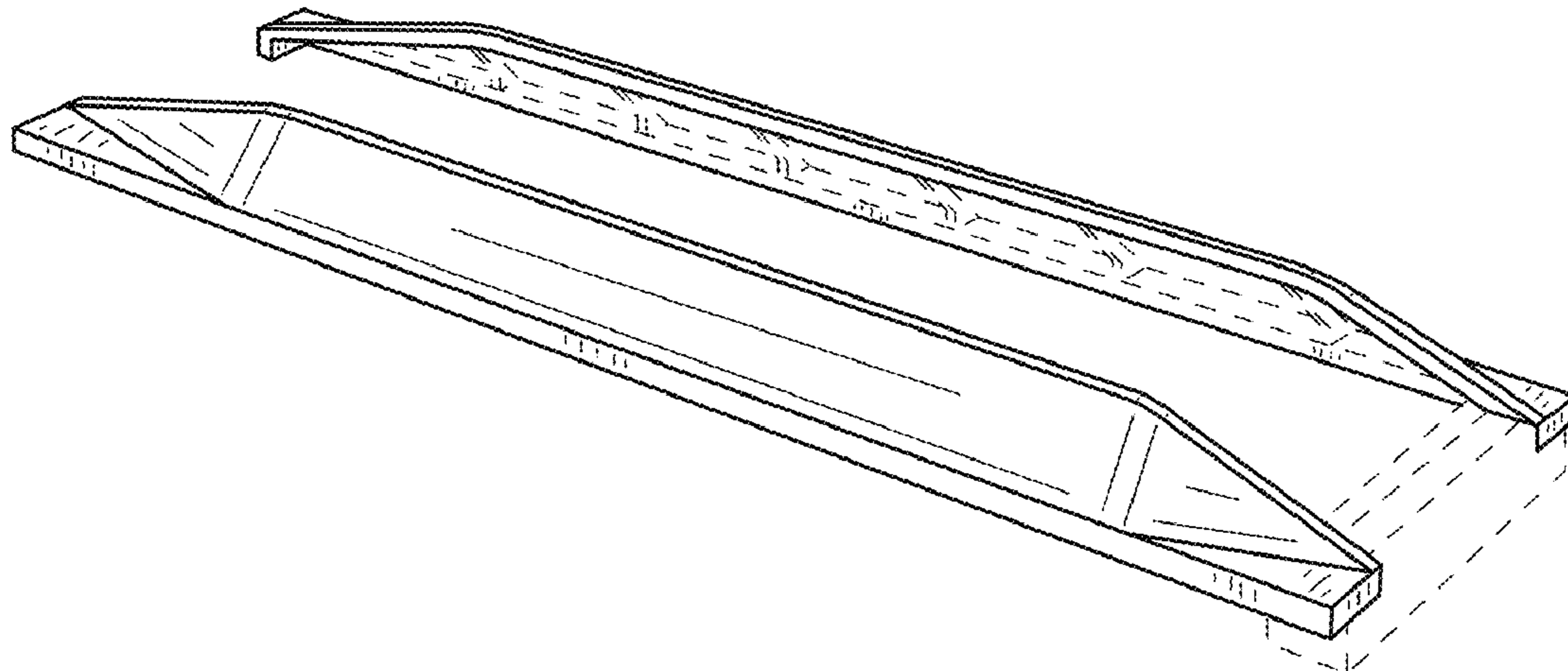
(57) **CLAIM**

The ornamental design for a rail car cover, as shown and described.

DESCRIPTION

FIG. 1 is a perspective view of a rail car cover; FIG. 2 is front view of the rail car cover of FIG. 1; FIG. 3 is a back view of the rail car cover of FIG. 1; FIG. 4 is a left side view of the rail car cover of FIG. 1; FIG. 5 is a right side view of the rail car cover of FIG. 1; FIG. 6 is a top view of the rail car cover of FIG. 1; FIG. 7 is a bottom view of the rail car cover of FIG. 1; FIG. 8 is a perspective view of a rail car cover of FIG. 1 in an alternate position; FIG. 9 is a front view of the rail car cover of FIG. 1 in an alternate position; FIG. 10 is a back view of the rail car cover of FIG. 1 in an alternate position; FIG. 11 is a top view of the rail car cover of FIG. 1 in an alternate position; FIG. 12 is a bottom view of the rail car cover of FIG. 1 in an alternate position; FIG. 13 is a perspective view of the rail car cover of FIG. 1 in use; and, FIG. 14 is a perspective view of the rail car cover of FIG. 1 in use in an alternate position. The broken lines in the drawings show unclaimed environmental structure only and form no part of the claimed design.

1 Claim, 8 Drawing Sheets



(56)

References Cited

U.S. PATENT DOCUMENTS

1,917,167	A *	7/1933	Tucke	B61D 17/16 105/377.05
4,594,949	A *	6/1986	Kleykamp	B61D 39/00 105/377.08
4,601,245	A *	7/1986	Kleykamp	B61D 39/00 105/377.08
5,054,402	A *	10/1991	Brassell	B61D 39/00 105/377.01
2016/0185362	A1 *	6/2016	Searfoss	B61D 39/006 105/377.09
2016/0194010	A1 *	7/2016	Pettibone	B61D 39/002 105/377.09

* cited by examiner

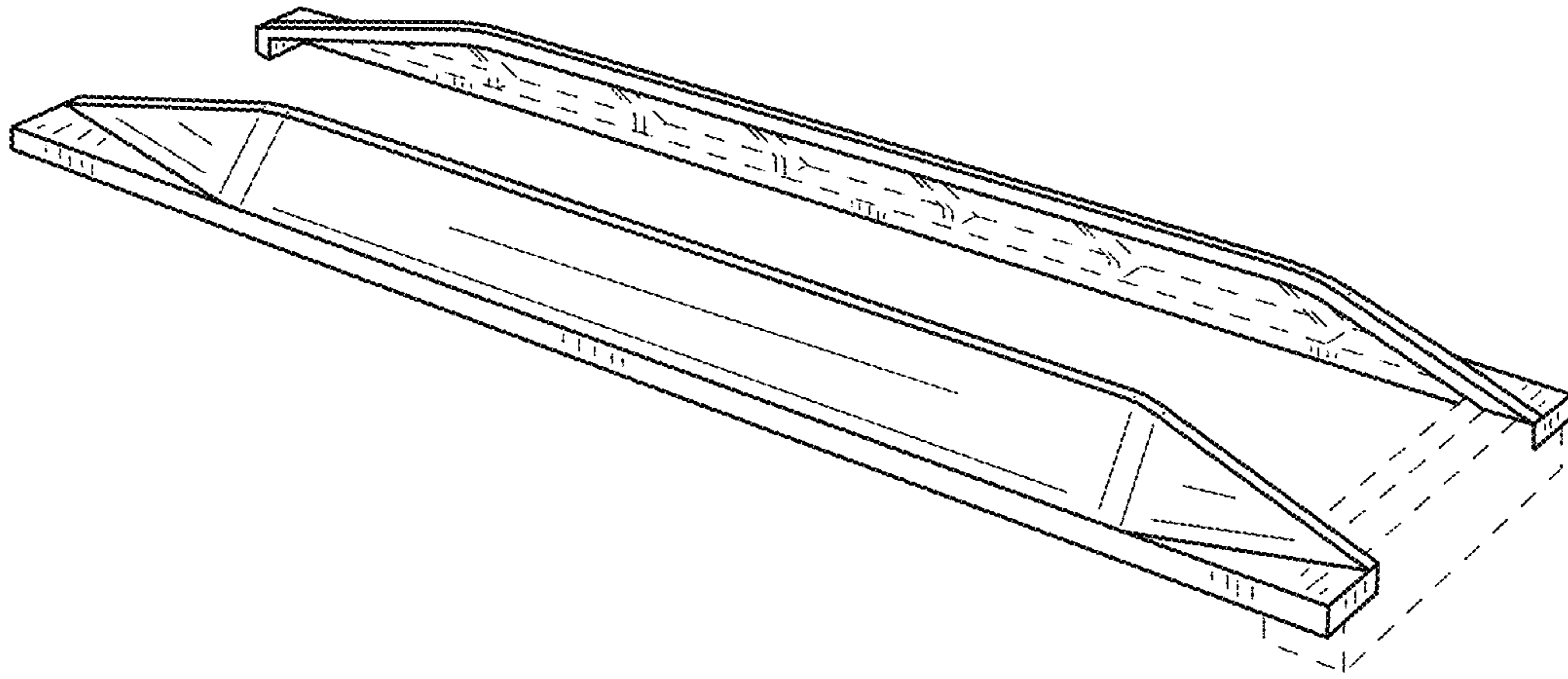


FIG.1




FIG. 2




FIG. 3

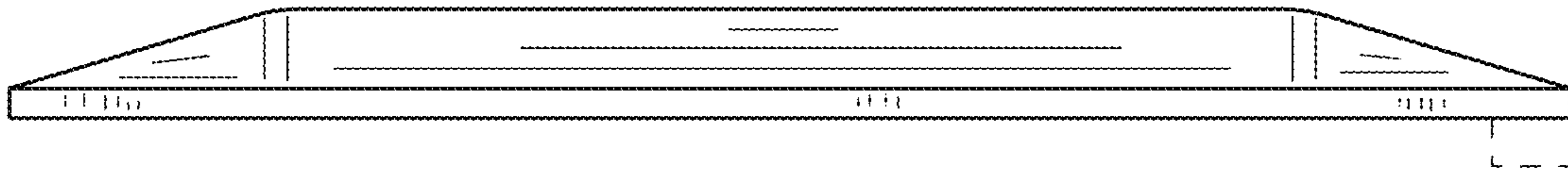


FIG. 4

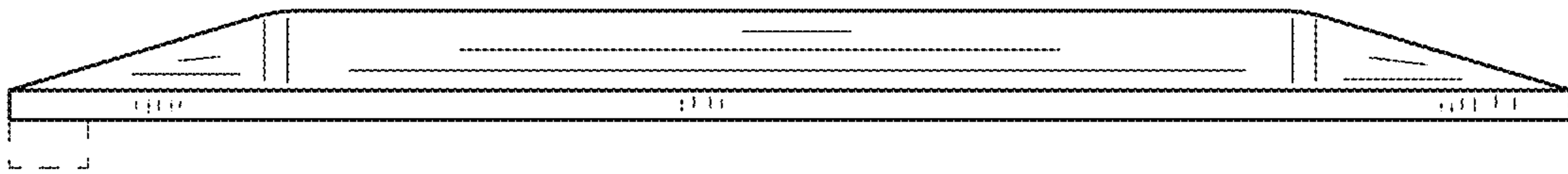


FIG. 5




FIG. 6

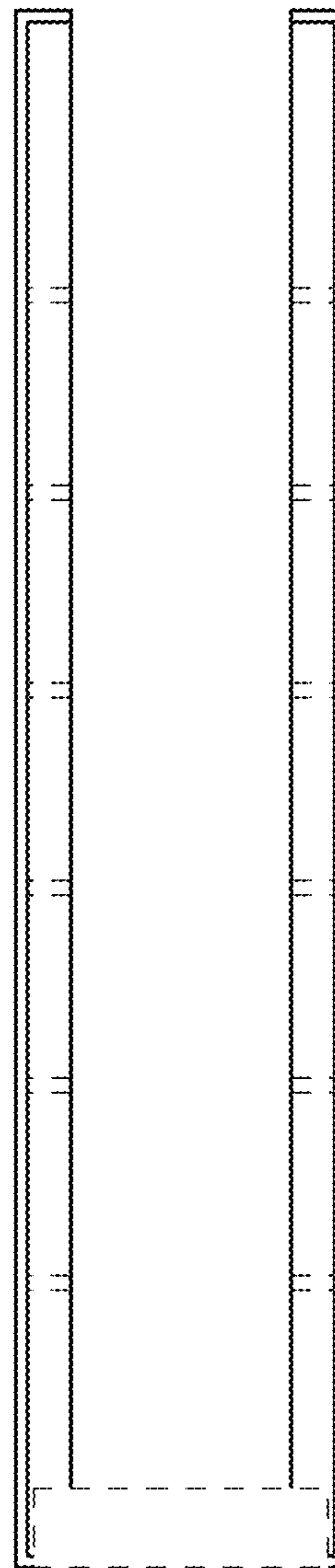


FIG. 7

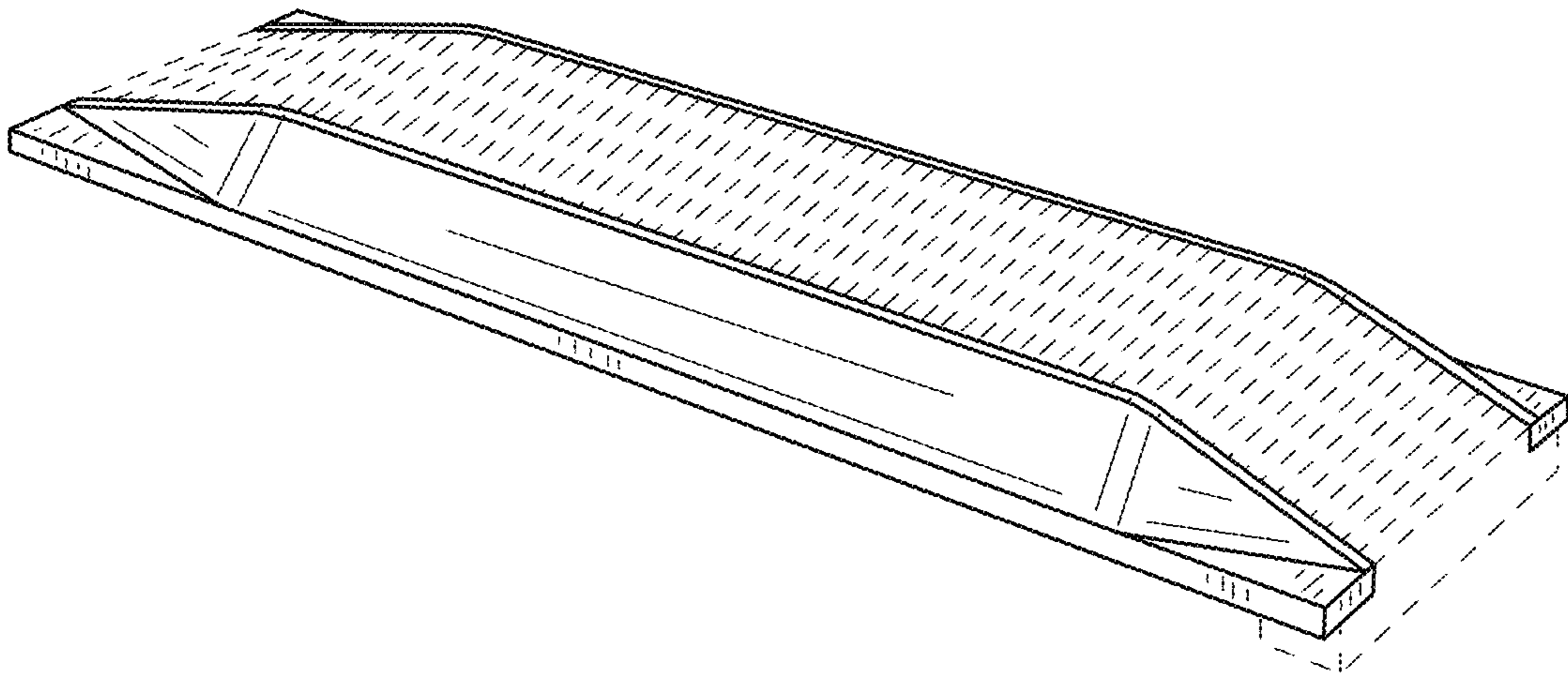


FIG.8




FIG. 9



FIG. 10

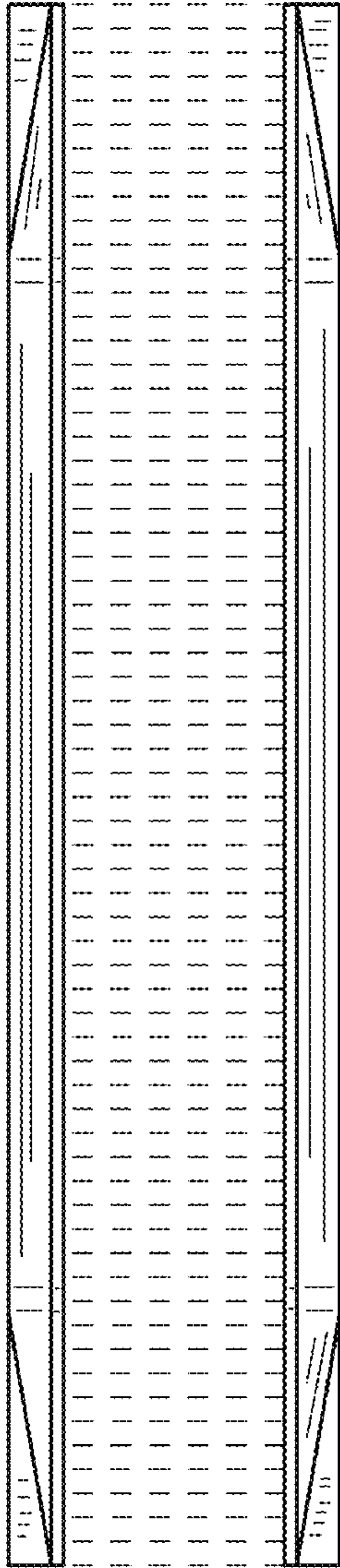


FIG. 11

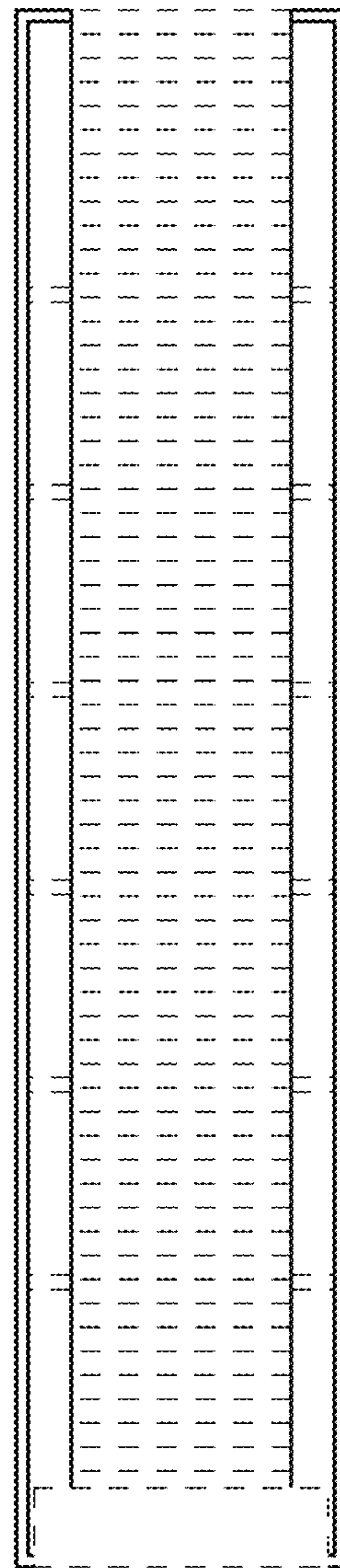


FIG. 12

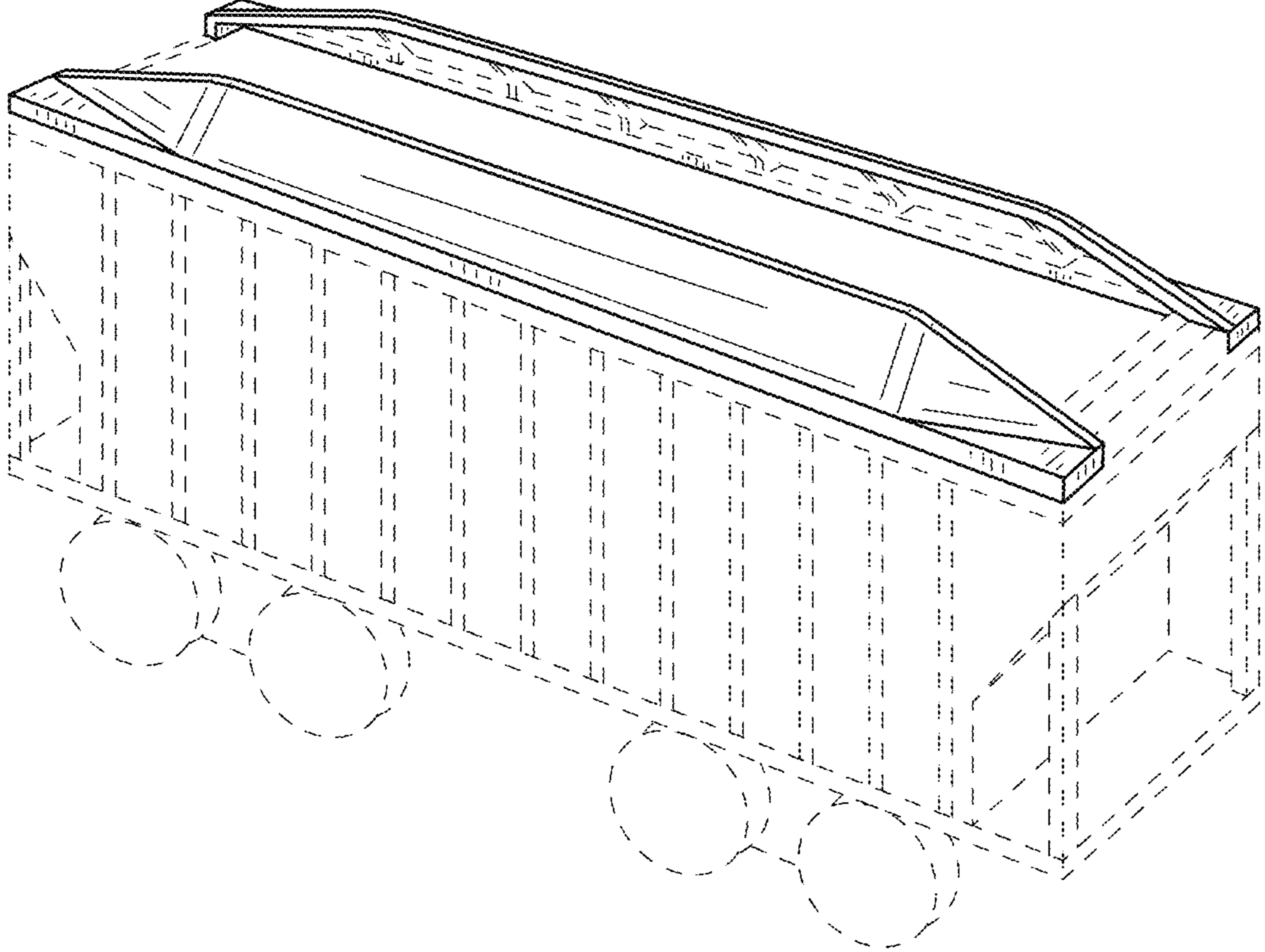


FIG.13

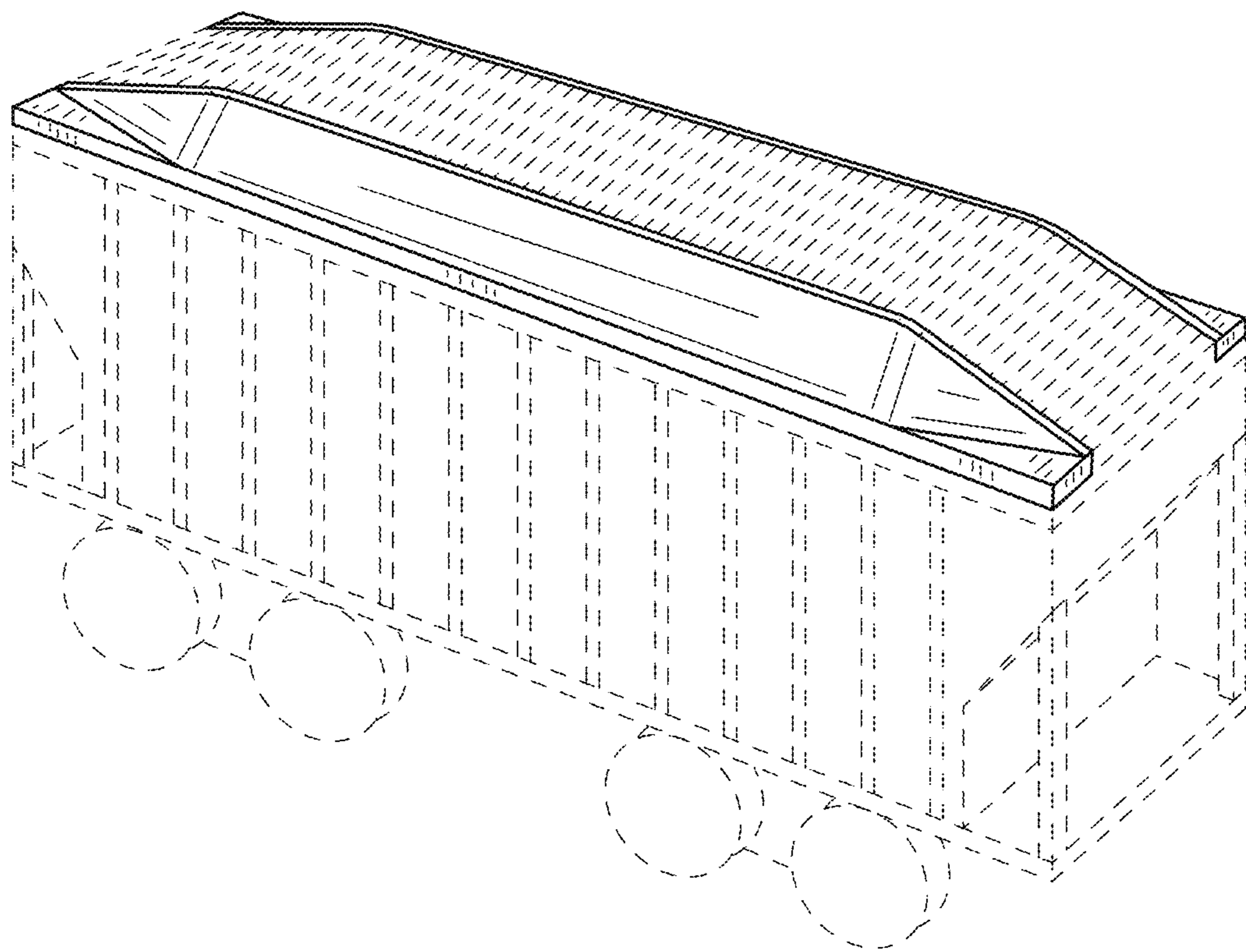


FIG.14