



US00D776569S

(12) **United States Design Patent** (10) **Patent No.:** **US D776,569 S**  
**Baruchin** (45) **Date of Patent:** **\*\* Jan. 17, 2017**

(54) **UNMANNED AERIAL VEHICLE**  
(71) Applicant: **Matternet, Inc.**, Menlo Park, CA (US)  
(72) Inventor: **Ido Baruchin**, San Francisco, CA (US)  
(73) Assignee: **Matternet, Inc.**, Menlo Park, CA (US)  
(\*\*) Term: **14 Years**

2012/0241555 A1\* 9/2012 Savoye ..... A63H 27/12  
244/54  
2014/0032034 A1\* 1/2014 Raptopoulos ..... G08G 5/0069  
701/25  
2014/0124621 A1 5/2014 Godzdanker et al.  
2015/0057844 A1\* 2/2015 Callou ..... G05D 1/0204  
701/3  
2015/0148988 A1\* 5/2015 Fleck ..... G05D 1/0011  
701/2

(Continued)

(21) Appl. No.: **29/521,949**

**OTHER PUBLICATIONS**

(22) Filed: **Mar. 26, 2015**

Matternet test by John Biggs dated Apr. 23, 2015. found online [Jan. 4, 2016] [http://techcrunch.com/2015/04/23/matternet-to-test-the-first-real-drone-delivery-system-in-switzerland/#.fvns8ot:XptS.\\*](http://techcrunch.com/2015/04/23/matternet-to-test-the-first-real-drone-delivery-system-in-switzerland/#.fvns8ot:XptS.*)

(51) **LOC (10) Cl.** ..... **12-07**

(Continued)

(52) **U.S. Cl.**  
USPC ..... **D12/16.1; D12/327; D21/441**

(58) **Field of Classification Search**  
USPC ..... D12/16.1, 319, 325, 326, 327, 328, 329,  
D12/330, 333, 344, 345; D21/301, 437,  
D21/441, 443, 446, 447, 448, 453, 454,  
D21/461  
CPC ..... B64C 2201/146; B64C 2201/141;  
B64C 2201/126; B64C 2201/021; B64C  
29/00

*Primary Examiner* — Robert M Spear  
*Assistant Examiner* — Marissa J Cash  
(74) *Attorney, Agent, or Firm* — Knobbe, Martens, Olson  
& Bear, LLP

See application file for complete search history.

(57) **CLAIM**

The ornamental design for an unmanned aerial vehicle, as shown and described.

(56) **References Cited**

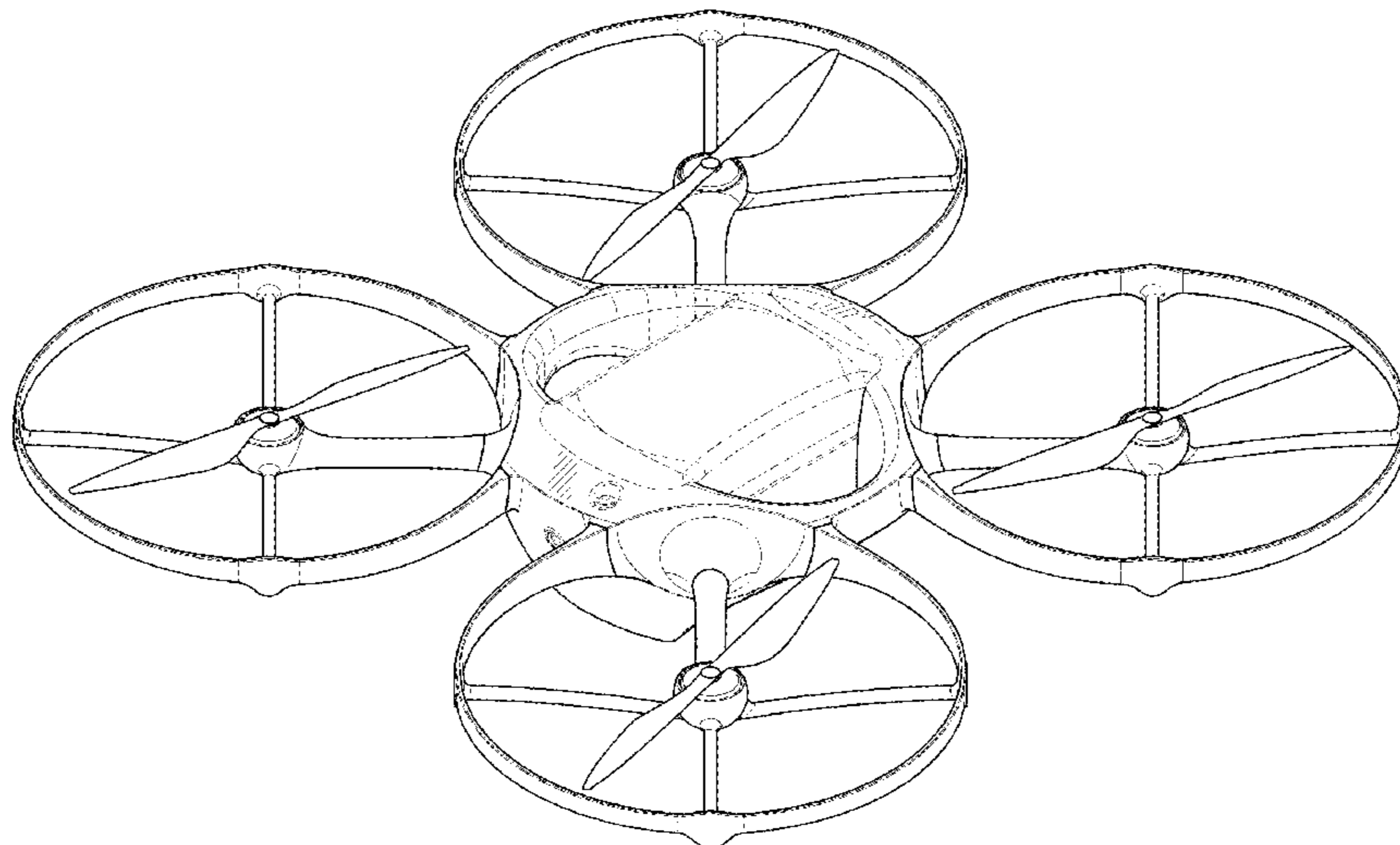
**DESCRIPTION**

**U.S. PATENT DOCUMENTS**

D189,462 S \* 12/1960 Vogt ..... D12/329  
4,834,321 A 5/1989 Granger  
6,311,107 B1 10/2001 Curto et al.  
7,035,856 B1 4/2006 Morimoto  
D648,809 S \* 11/2011 Seydoux ..... D21/441  
D659,771 S \* 5/2012 Seydoux ..... D21/441  
8,576,064 B1 11/2013 Mitchell  
D708,272 S \* 7/2014 Schmelter ..... D12/16.1  
8,909,391 B1 \* 12/2014 Peeters ..... G05D 1/0027  
701/2  
D741,751 S \* 10/2015 Klaptocz ..... D12/16.1  
2004/0249519 A1 12/2004 Frink  
2011/0084162 A1 4/2011 Goossen et al.  
2011/0202206 A1 8/2011 Karthikeyan et al.  
2011/0264311 A1 10/2011 Lee et al.

FIG. 1 is a front perspective view of an unmanned aerial vehicle showing our new design;  
FIG. 2 is a front elevational view thereof;  
FIG. 3 is a rear elevational view thereof;  
FIG. 4 is a left side elevational view thereof;  
FIG. 5 is a right side elevational view thereof;  
FIG. 6 is a top plan view thereof; and,  
FIG. 7 is a bottom plan view thereof.  
In the drawings, broken lines immediately adjacent shaded surfaces represent boundaries of the claim and form no part thereof; all other broken lines depict unclaimed environmental subject matter and form no part of the claim.

**1 Claim, 7 Drawing Sheets**



(56)

**References Cited**

U.S. PATENT DOCUMENTS

2015/0149000 A1\* 5/2015 Rischmuller ..... B64C 39/024  
701/7  
2015/0331427 A1\* 11/2015 Chaudary ..... G05D 1/0816  
244/17.13

OTHER PUBLICATIONS

Amazon hype by David Talbot dated Dec. 2, 2013. found online  
[Jan. 4, 2016] [http://www.technologyreview.com/news/522121/  
separating-hype-from-reality-on-amazons-drones/](http://www.technologyreview.com/news/522121/separating-hype-from-reality-on-amazons-drones/).\*

U.S. Appl. No. 29/521,963, filed Mar. 26, 2015, including its entire  
prosecution history.

\* cited by examiner

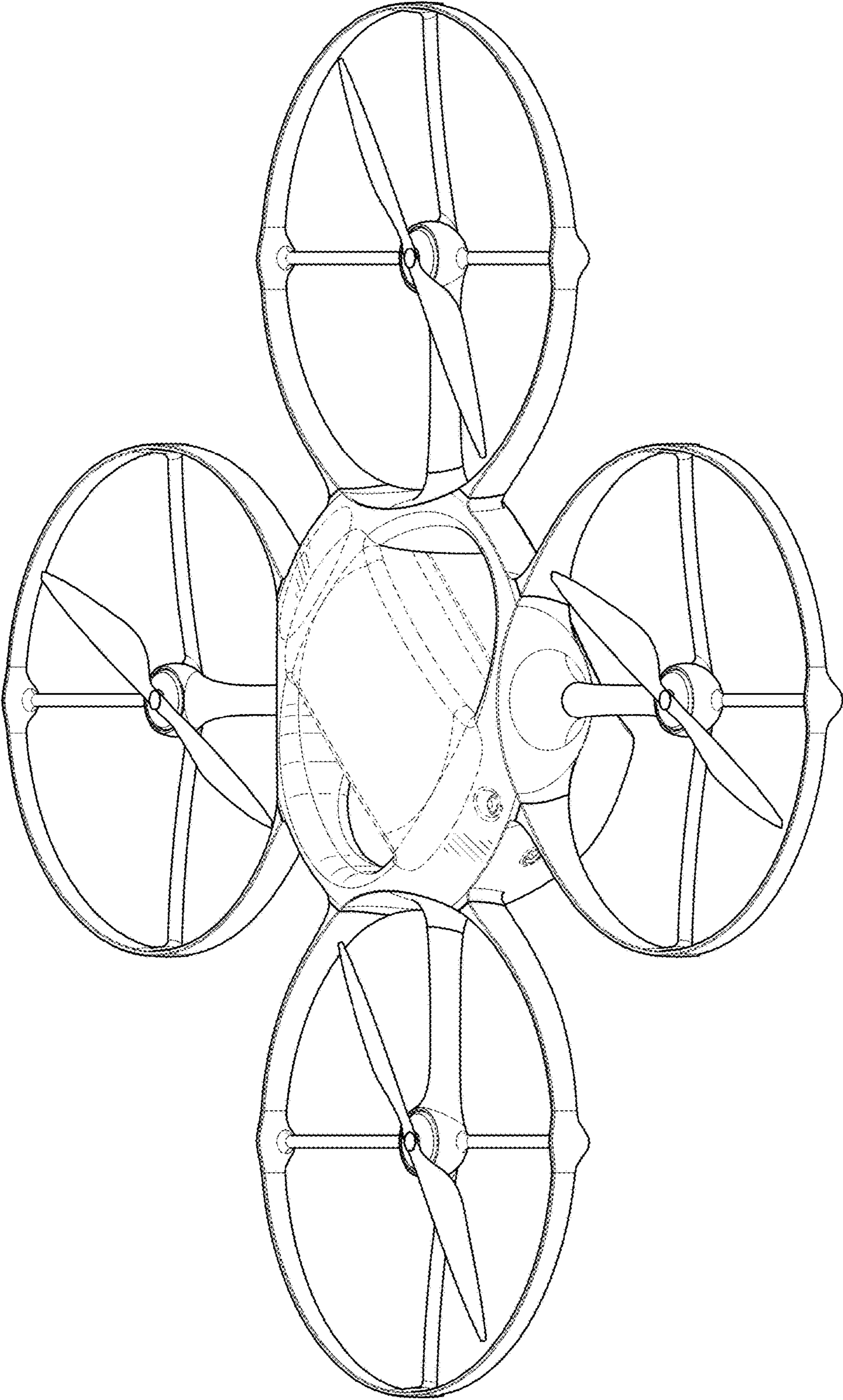


FIG. 1

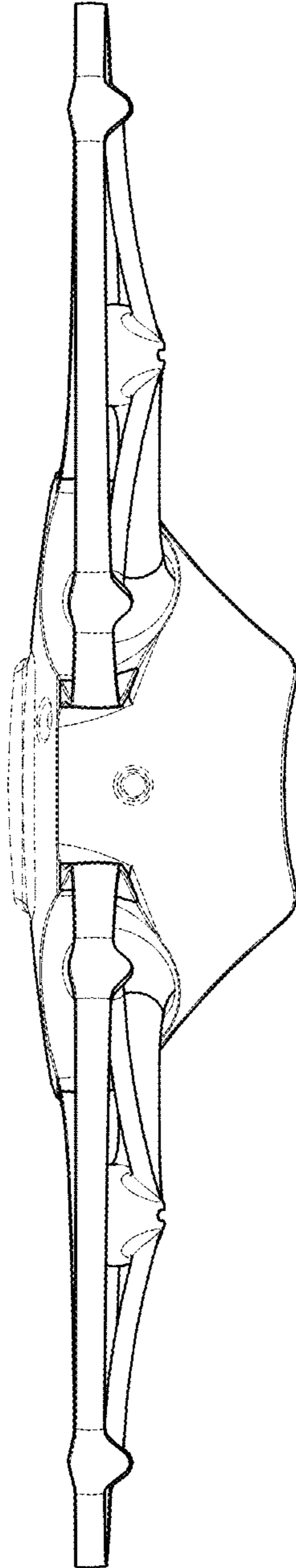


FIG. 2

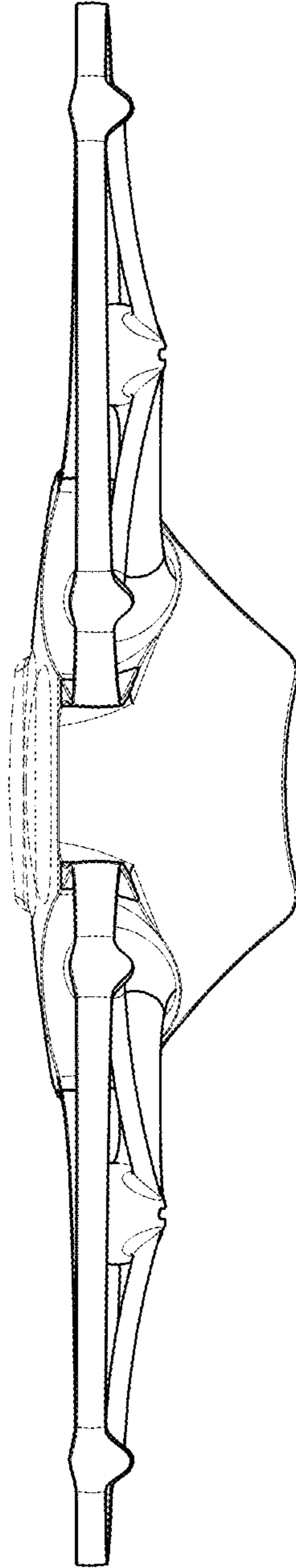


FIG. 3

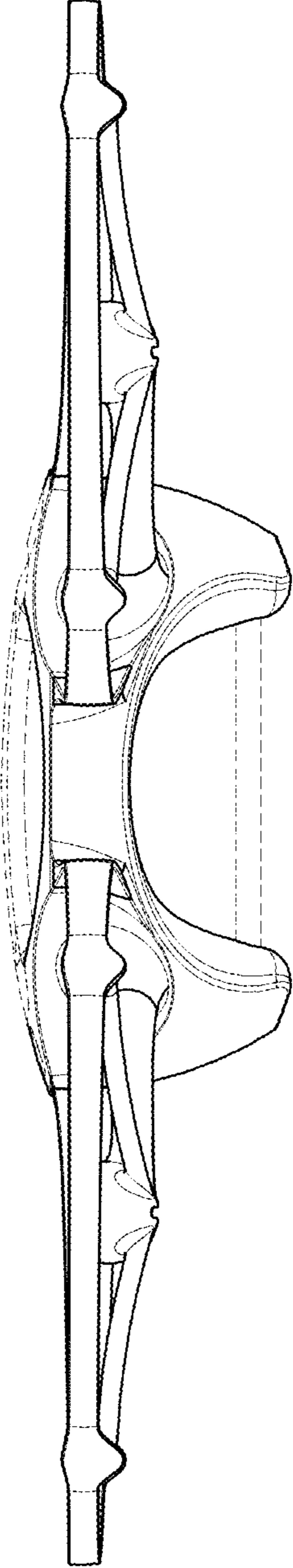


FIG. 4

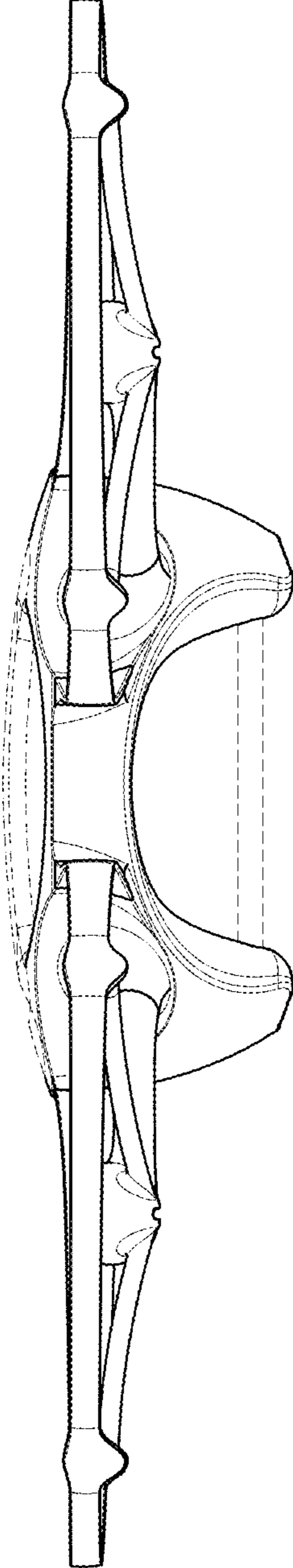


FIG. 5

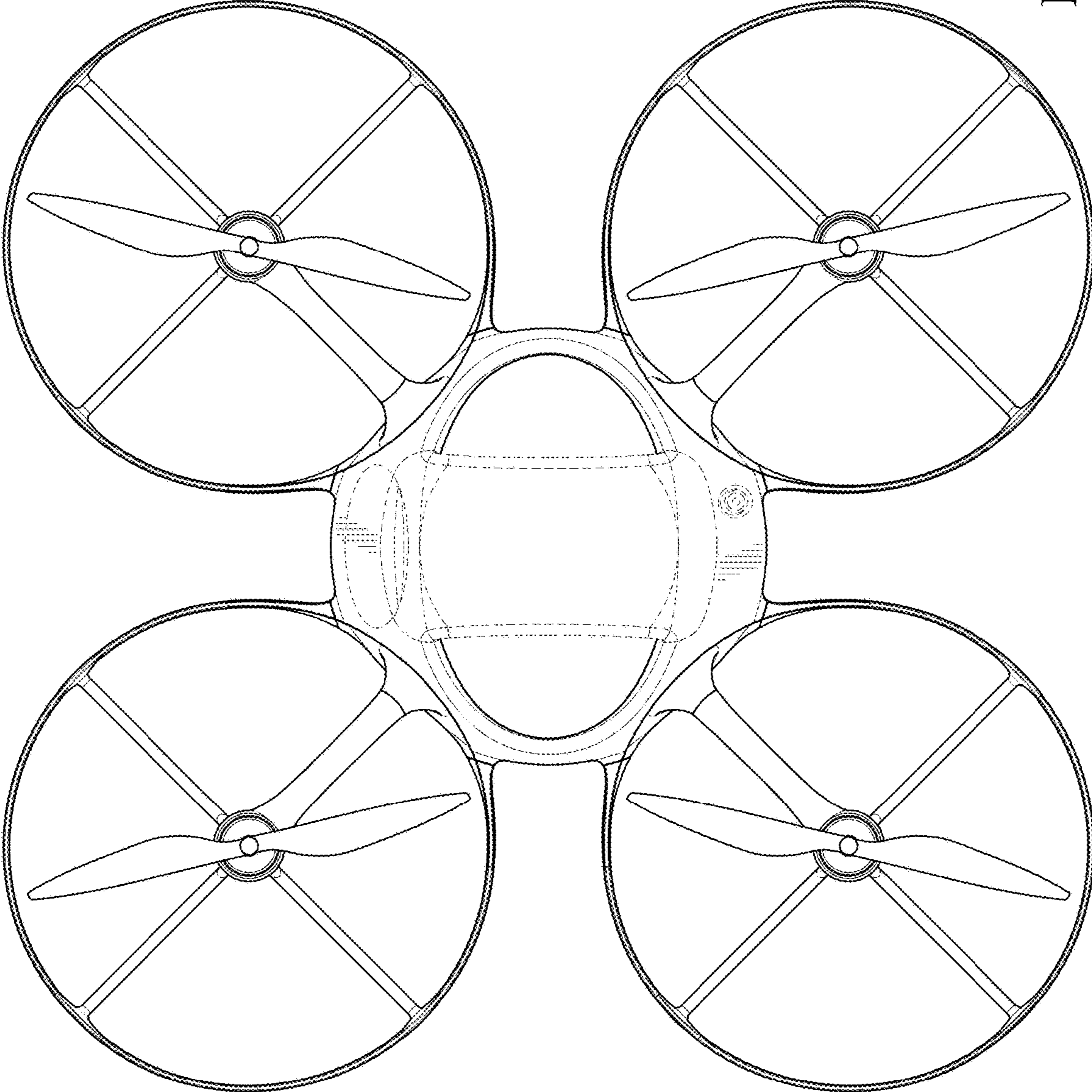


FIG. 6



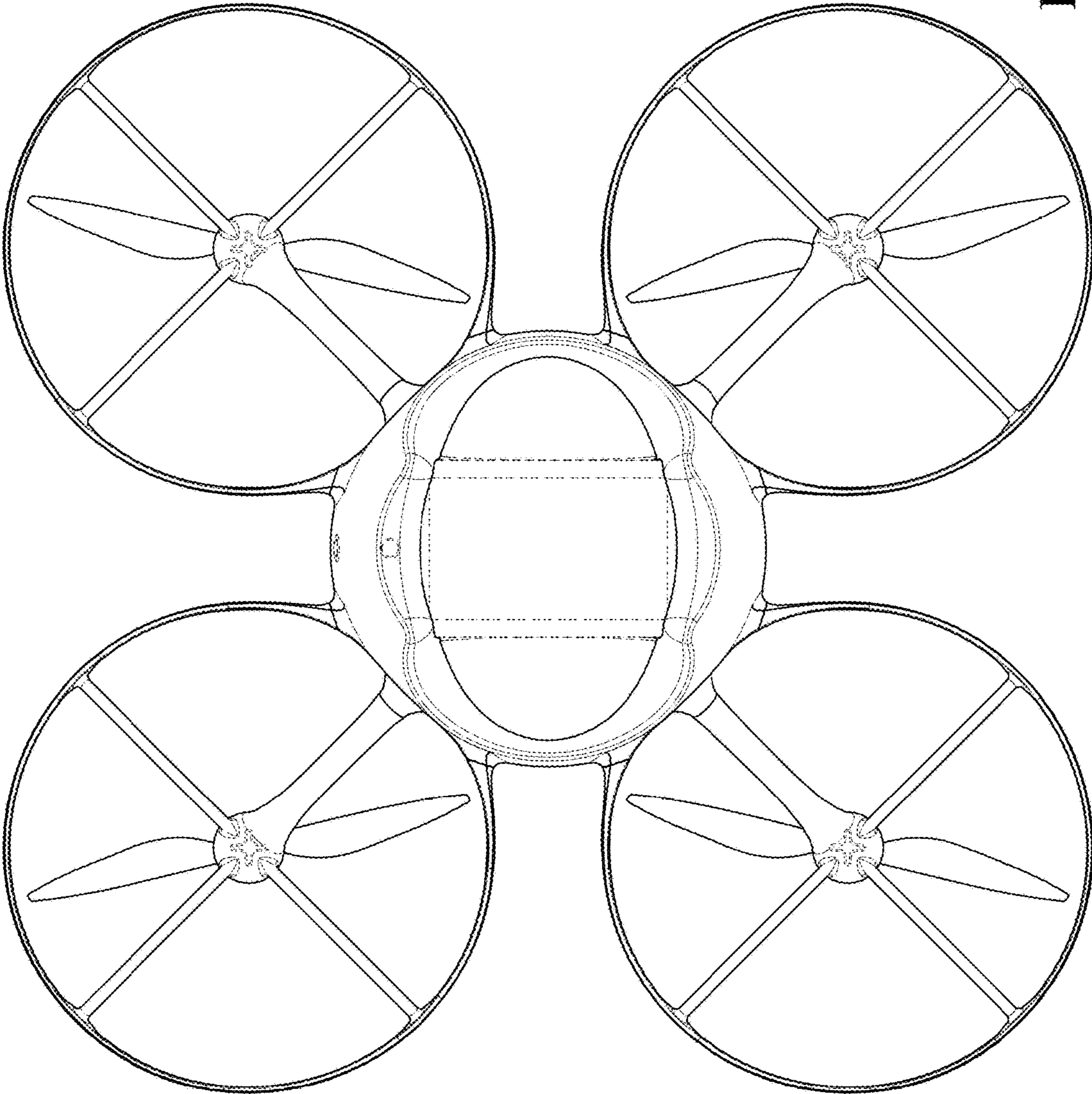


FIG. 7