



US00D776557S

(12) **United States Design Patent** (10) **Patent No.:** **US D776,557 S**  
**Gusky et al.** (45) **Date of Patent:** **\*\* Jan. 17, 2017**

(54) **BRACELET**  
(71) Applicant: **Davidor, LLC**, Weston, FL (US)  
(72) Inventors: **David S. Gusky**, Weston, FL (US);  
**Michael H. Gusky**, Weston, FL (US)

D457,087 S \* 5/2002 Torres ..... D11/4  
D457,088 S \* 5/2002 Torres ..... D11/4  
D457,458 S \* 5/2002 Torres ..... D11/3  
D653,150 S \* 1/2012 Croak ..... D11/6  
D666,935 S 9/2012 Hernandez et al.  
D738,776 S \* 9/2015 Gusky ..... D11/89  
(Continued)

(73) Assignee: **Davidor, LLC**, Weston, FL (US)  
(\*\*) Term: **14 Years**

FOREIGN PATENT DOCUMENTS

FR 468489 A1 6/1997  
WO 03005851 A1 1/2003

(21) Appl. No.: **29/516,274**

(22) Filed: **Jan. 30, 2015**

OTHER PUBLICATIONS

(51) **LOC (10) Cl.** ..... **11-01**

U.S. Patent and Trademark Office; Notice of Allowability dated Mar. 7, 2016, as entered in related U.S. Appl. No. 29/516,634 (7 pages).

(52) **U.S. Cl.**  
USPC ..... **D11/4**

(Continued)

(58) **Field of Classification Search**  
USPC ..... D11/1-39; 63/1.11, 1.12, 1.13, 1.14,  
63/1.15, 3, 3.1, 3.2, 4, 5.1, 5.2, 6, 7, 8, 9,  
63/10, 11, 15, 15.1, 15.2, 15.3, 15.4,  
63/15.45, 15.5, 15.6, 15.65, 15.7, 15.8,  
63/15.9  
CPC ..... A44C 17/02; A44C 17/04; A44C 17/046;  
A44C 17/005; A44C 17/00; A44C 17/001;  
A44C 25/001; A44C 9/0053; A44C  
9/0061; A44C 9/0046; A44C 9/02; A44C  
9/0084; A44C 7/00; A44C 15/001; A44C  
15/0035; Y10T 29/49593; Y10T 29/23  
See application file for complete search history.

*Primary Examiner* — Garth Rademaker  
*Assistant Examiner* — Llorellys Martinez-Rivera  
(74) *Attorney, Agent, or Firm* — Kevin P. Crosby;  
GrayRobinson, P.A.

(57) **CLAIM**

The ornamental design for a bracelet, as shown and described.

**DESCRIPTION**

(56) **References Cited**

U.S. PATENT DOCUMENTS

D157,287 S 2/1950 Philippe  
D158,004 S 4/1950 Philippe  
D170,383 S 9/1953 Philippe  
D173,743 S 12/1954 Katz  
D173,744 S 12/1954 Katz  
D176,667 S 1/1956 Katz  
D176,693 S 1/1956 Katz  
D178,396 S 7/1956 Katz  
D419,479 S 1/2000 Dostourian  
D450,009 S 11/2001 Molfese  
D456,296 S 4/2002 Ambar

FIG. 1 is a top perspective view of a bracelet showing our new design;  
FIG. 2 is a top plan view thereof;  
FIG. 3 is a bottom plan view thereof;  
FIG. 4 is a left side elevation view thereof;  
FIG. 5 is a right side elevation view thereof;  
FIG. 6 is a rear elevation view thereof; and,  
FIG. 7 is a front elevation view thereof.  
The broken lines shown in FIGS. 1 through 7 represent environmental subject matter only and form no part of the claimed design.

**1 Claim, 3 Drawing Sheets**



(56)

**References Cited**

U.S. PATENT DOCUMENTS

2015/0305451 A1 \* 10/2015 Gusky ..... A44C 17/00  
63/32

OTHER PUBLICATIONS

U.S. Patent and Trademark Office; Notice of Allowability dated Jul.  
6, 2016, as entered in related U.S. Appl. No. 29/516,634 (1 pages).

\* cited by examiner




FIG. 1

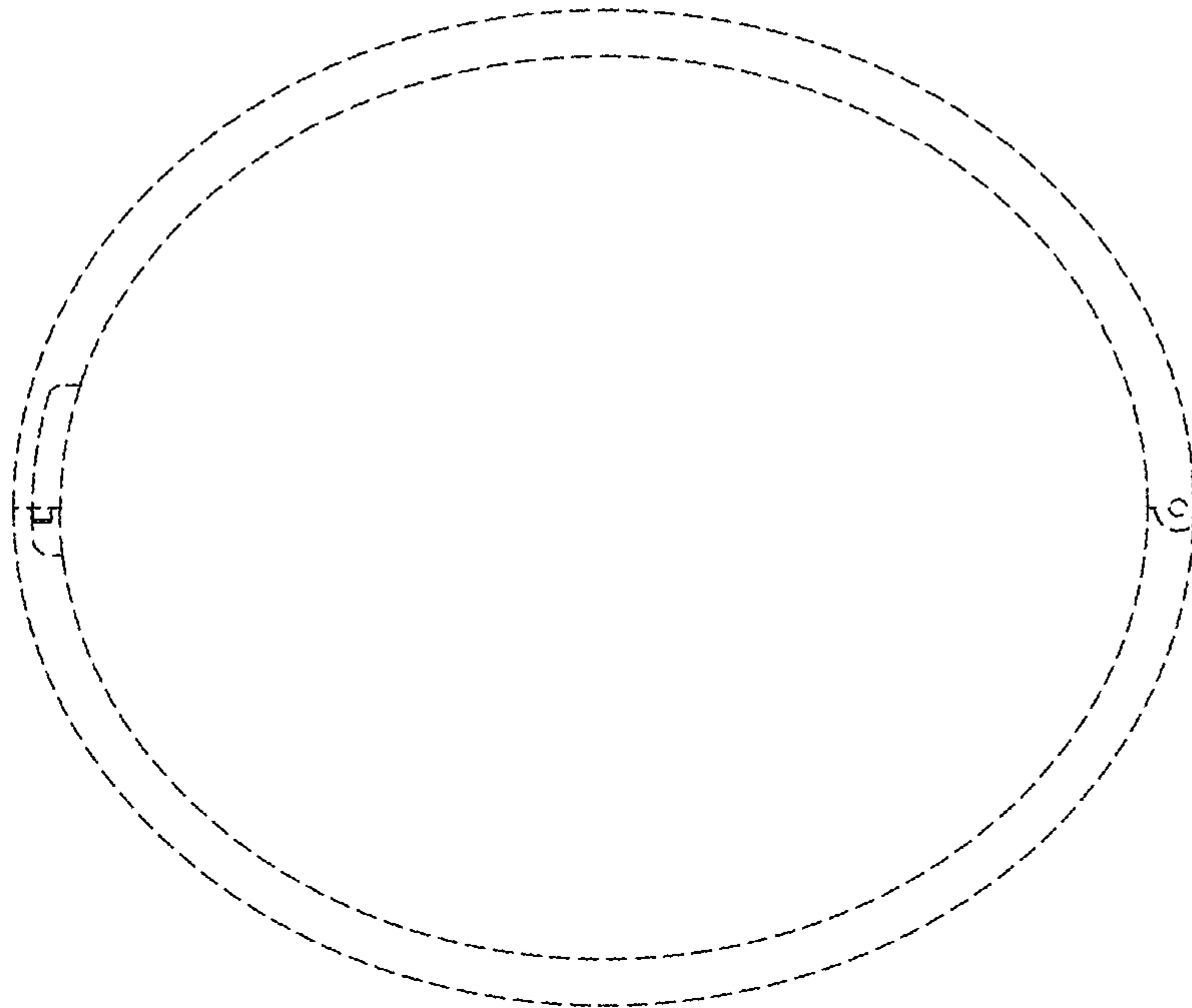


FIG. 2

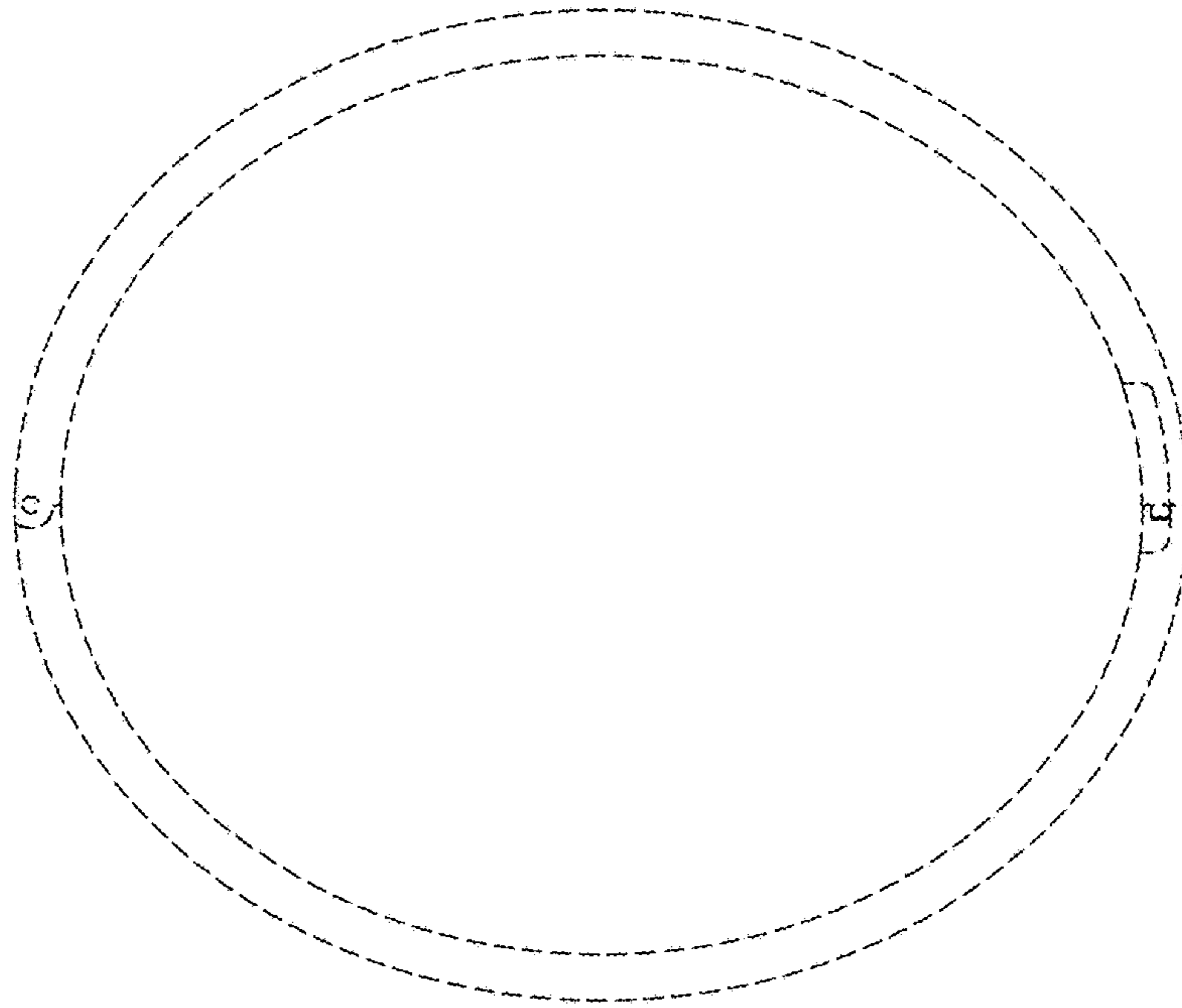


FIG. 3




FIG. 4

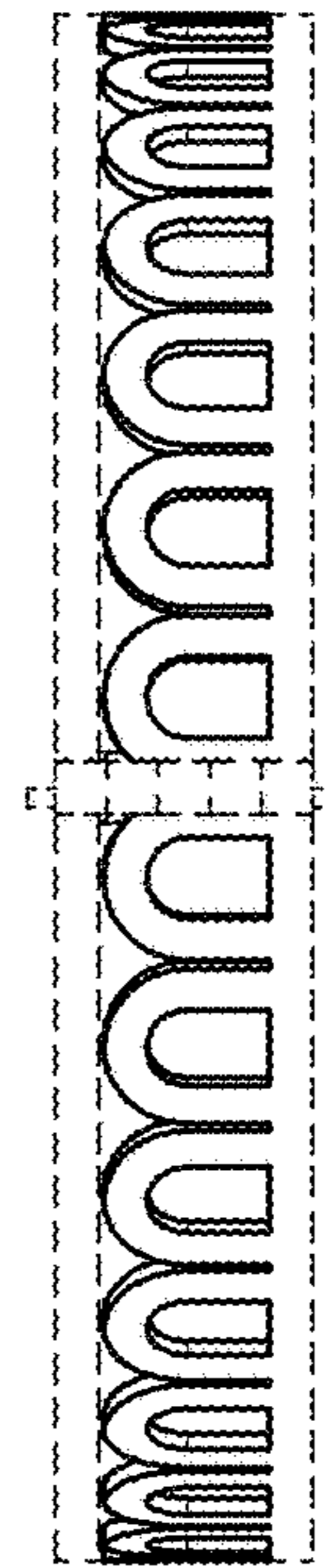


FIG. 5




FIG. 6

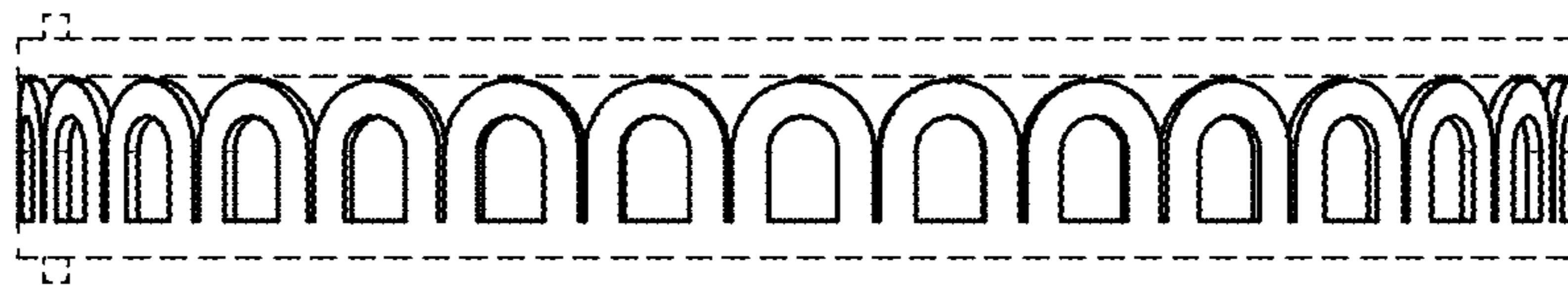


FIG. 7