



US00D77653S

(12) **United States Design Patent**
Eloyan et al.

(10) **Patent No.:** **US D776,553 S**
(45) **Date of Patent:** **** Jan. 17, 2017**

- (54) **VEHICLE WARNING SIGN**
- (71) Applicants: **Ashot Eloyan**, Pasadena, CA (US);
Edvin Tsaturyan, Glendale, CA (US)
- (72) Inventors: **Ashot Eloyan**, Pasadena, CA (US);
Edvin Tsaturyan, Glendale, CA (US)
- (**) Term: **14 Years**
- (21) Appl. No.: **29/505,018**
- (22) Filed: **Apr. 24, 2015**
- (51) **LOC (10) Cl.** **10-05**
- (52) **U.S. Cl.**
USPC **D10/113.4**
- (58) **Field of Classification Search**
USPC D10/113.4, 109.1
CPC E01F 9/553; E01F 9/512; E01F 9/529;
G01M 17/06; E01C 5/08; B60Q 1/503
See application file for complete search history.

- D411,580 S * 6/1999 Adams D10/109.1
- D412,863 S * 8/1999 Barnes D10/109.1
- 6,273,597 B1 * 8/2001 Rolack B60Q 1/503
340/471
- D570,238 S * 6/2008 Pickett, Jr. D10/109.1
- D573,499 S * 7/2008 King D10/111

* cited by examiner

Primary Examiner — George D Kirschbaum

- (56) **References Cited**
U.S. PATENT DOCUMENTS
D360,654 S * 7/1995 Castilloux D20/42
D388,723 S * 1/1998 Williams, Jr. D10/109.1

(57) **CLAIM**

We claim the ornamental design for a vehicle warning sign, substantially as shown and described.

DESCRIPTION

FIG. 1 is a front elevation view of the warning sign; FIG. 2 is a top plan view of the sign; FIG. 3 is a bottom plan view of the sign; FIG. 4 is a left side elevation view of the sign; FIG. 5 is a right side elevation view of the sign; and, FIG. 6 is a rear elevation view of the warning sign.

1 Claim, 2 Drawing Sheets




FIG. 2

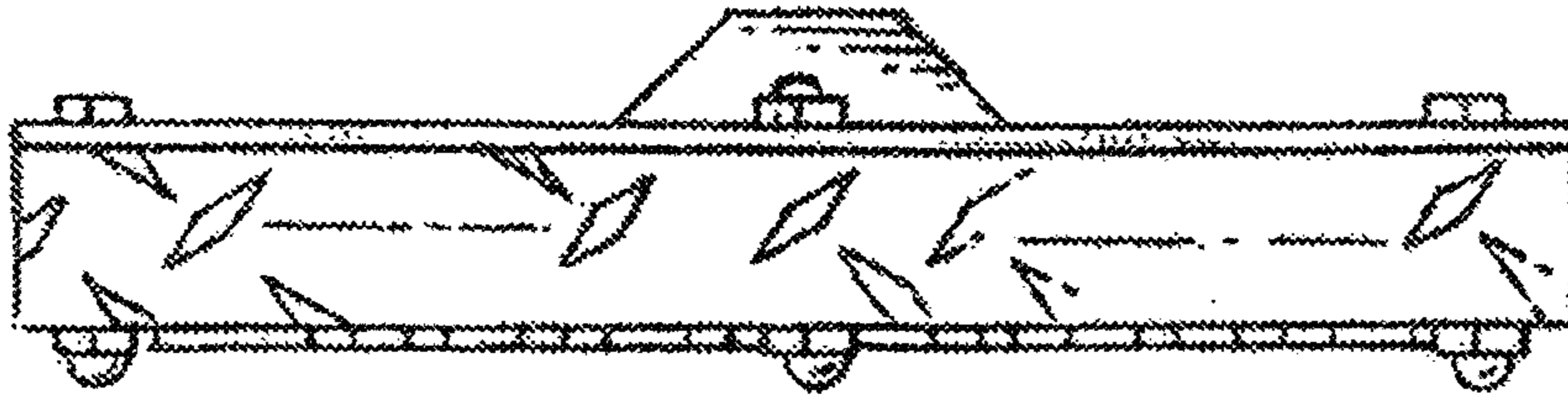


FIG. 1




FIG. 3

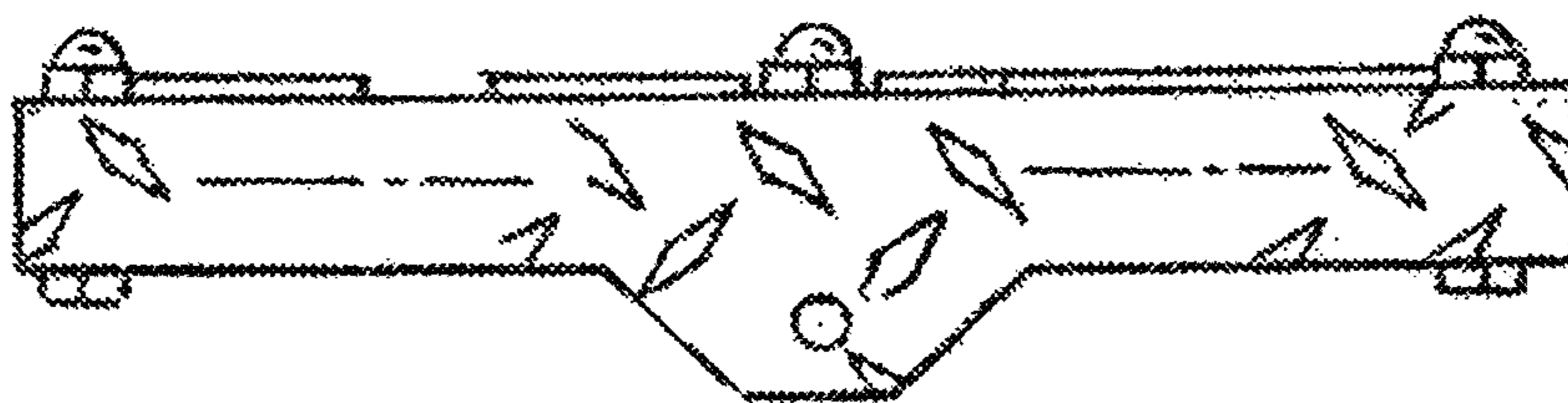


FIG. 4




FIG. 5

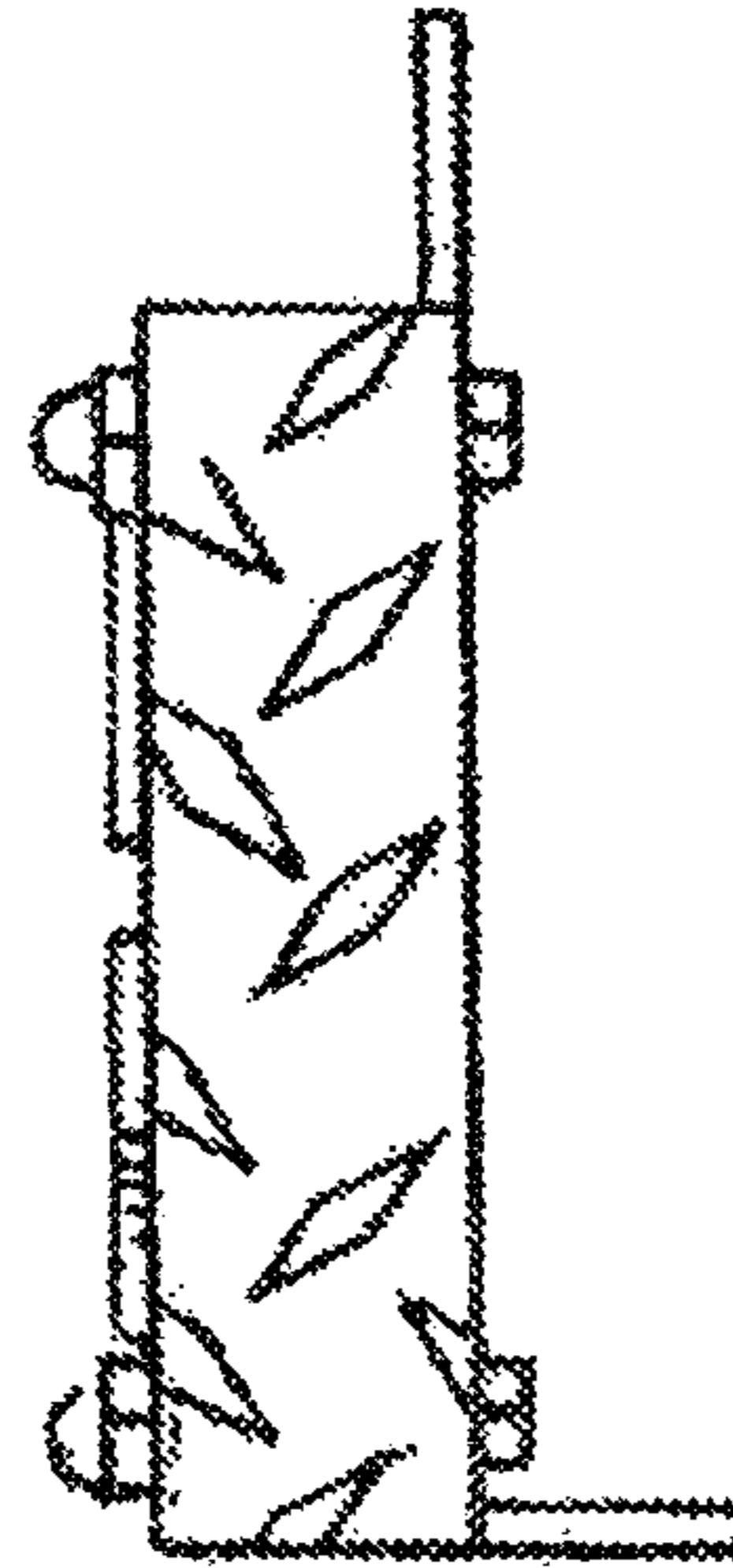


FIG. 6

