



US00D776519S

(12) **United States Design Patent**
Almaghlouth

(10) **Patent No.:** **US D776,519 S**

(45) **Date of Patent:** **** Jan. 17, 2017**

- (54) **HOOKAH TABLE MOUNT**
- (71) Applicant: **Tawfiq Almaghlouth**, Ras Tanura (SA)
- (72) Inventor: **Tawfiq Almaghlouth**, Ras Tanura (SA)
- (**) Term: **15 Years**
- (21) Appl. No.: **29/545,422**
- (22) Filed: **Nov. 12, 2015**
- (51) **LOC (10) Cl.** **08-08**
- (52) **U.S. Cl.**
USPC **D8/399**
- (58) **Field of Classification Search**
USPC D8/399, 382, 349, 397, 394
CPC F16B 31/028; F16B 39/28; F16B 41/005;
F16B 39/34; B65D 39/084; B60B 27/001;
B25B 13/485
See application file for complete search history.

- 5,205,760 A * 4/1993 Agut Sanz H02B 1/044
248/27.1
- 5,223,067 A * 6/1993 Hamamoto B29C 53/805
156/169
- 5,413,502 A * 5/1995 Wang H01R 24/46
439/314
- 5,833,422 A * 11/1998 Haga F16D 1/0858
411/520
- D410,869 S * 6/1999 Singer D12/114
- 6,027,349 A * 2/2000 Chang H01R 13/648
439/101
- 6,039,525 A * 3/2000 Johnson F16B 41/002
411/353
- 6,231,063 B1 * 5/2001 Chi B62K 21/06
280/276

(Continued)

Primary Examiner — Cynthia Underwood
(74) *Attorney, Agent, or Firm* — Arc IP Law, PC; Joseph J. Mayo

(57) **CLAIM**

The ornamental design for a hookah table mount, as shown and described.

(56) **References Cited**

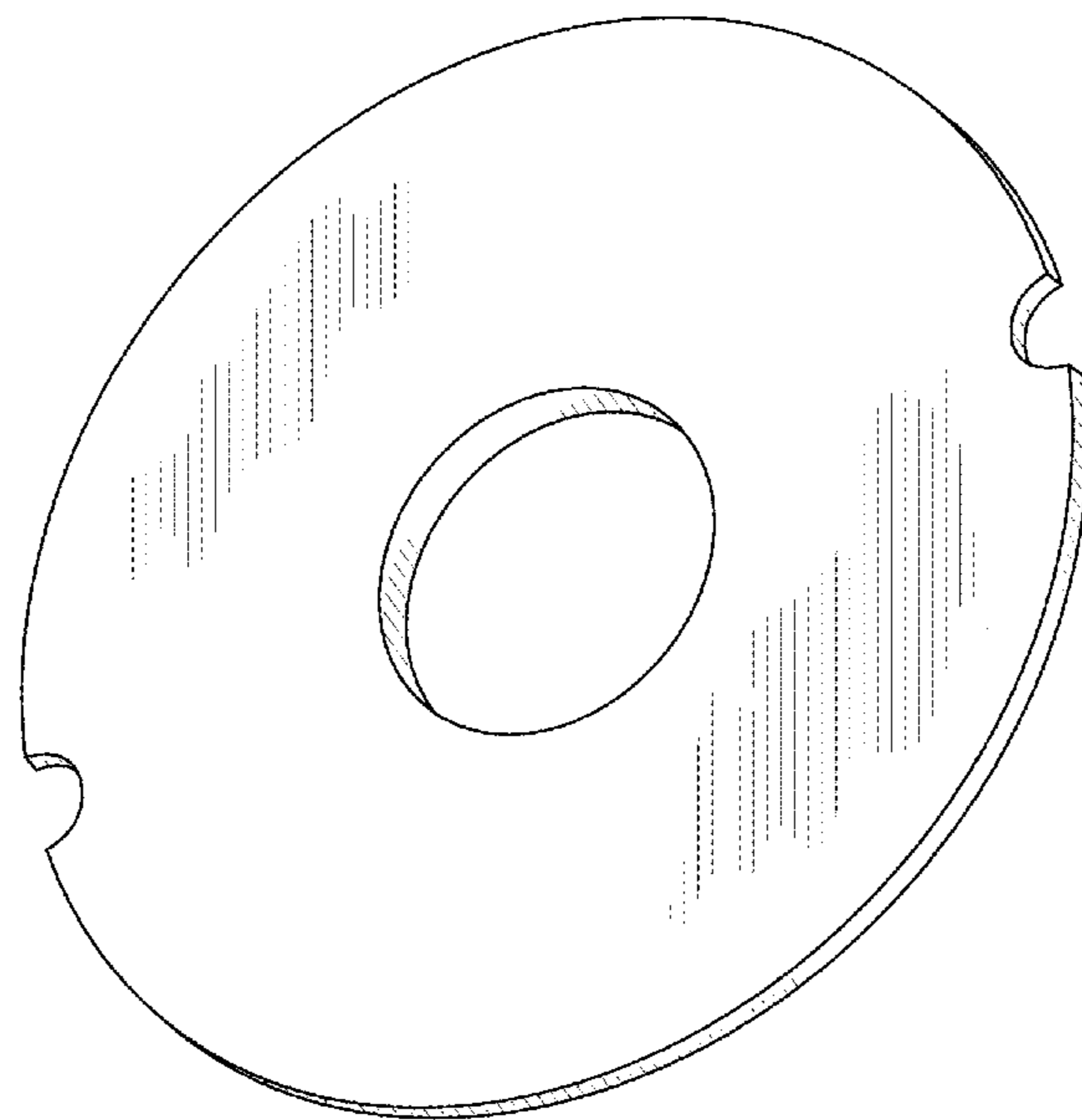
U.S. PATENT DOCUMENTS

- D32,793 S * 6/1900 Fauber 411/427
- 1,342,001 A * 6/1920 Schulte H01M 2/30
429/121
- 2,443,545 A * 6/1948 Schwennesen H01B 17/305
174/153 R
- 3,069,919 A * 12/1962 Schultz, Jr. F16H 55/44
474/169
- 4,122,915 A * 10/1978 Taguchi E04B 1/84
181/210
- 4,202,594 A * 5/1980 Coleman H01R 9/05
333/206
- 4,335,165 A * 6/1982 Powers A47G 33/08
273/160
- 4,793,757 A * 12/1988 Peterson F16B 43/00
411/353
- 5,079,055 A * 1/1992 Doyle B29C 70/24
411/427

DESCRIPTION

FIG. 1 is a top perspective view of a hookah table mount. FIG. 2 is a bottom perspective view of the hookah table mount of FIG. 1. FIG. 3 is a right side view of the hookah table mount of FIG. 1, of which the left side view is a mirror image thereof. FIG. 4 is a front view of the hookah table mount of FIG. 1, of which the back view is a mirror image thereof. FIG. 5 is a top view of the hookah table mount of FIG. 1; and, FIG. 6 is a bottom view of the hookah table mount of FIG. 1.

1 Claim, 5 Drawing Sheets



(56)

References Cited

U.S. PATENT DOCUMENTS

D480,953	S *	10/2003	Lee	D8/399
D517,404	S *	3/2006	Schluter	D8/387
D549,091	S *	8/2007	McIntyre	D8/399
D644,921	S *	9/2011	Hsu	D8/399
D645,337	S *	9/2011	Hsu	D8/399
D660,691	S *	5/2012	Yamazaki	D8/399
D663,243	S *	7/2012	Li	D12/118
D682,666	S *	5/2013	Wigboldy	D8/399
D688,516	S *	8/2013	Montgomery	D7/396.2
D696,930	S *	1/2014	Rodenhouse	D8/399
D696,932	S *	1/2014	Rodenhouse	D8/399
D710,191	S *	8/2014	Yamazaki	D8/399
D741,163	S *	10/2015	Yoon	D8/399
D743,382	S *	11/2015	Katori	D14/228
D749,941	S *	2/2016	Rodenhouse	D8/399
D755,622	S *	5/2016	Rodenhouse	D8/399
2004/0060723	A1 *	4/2004	Pallapothu	B60R 16/0222 174/653
2004/0084099	A1 *	5/2004	Miura	F16L 55/1141 138/89
2006/0171794	A1 *	8/2006	Ordonio	F16B 37/14 411/369
2008/0310932	A1 *	12/2008	McIntyre	B29C 70/80 411/150

* cited by examiner

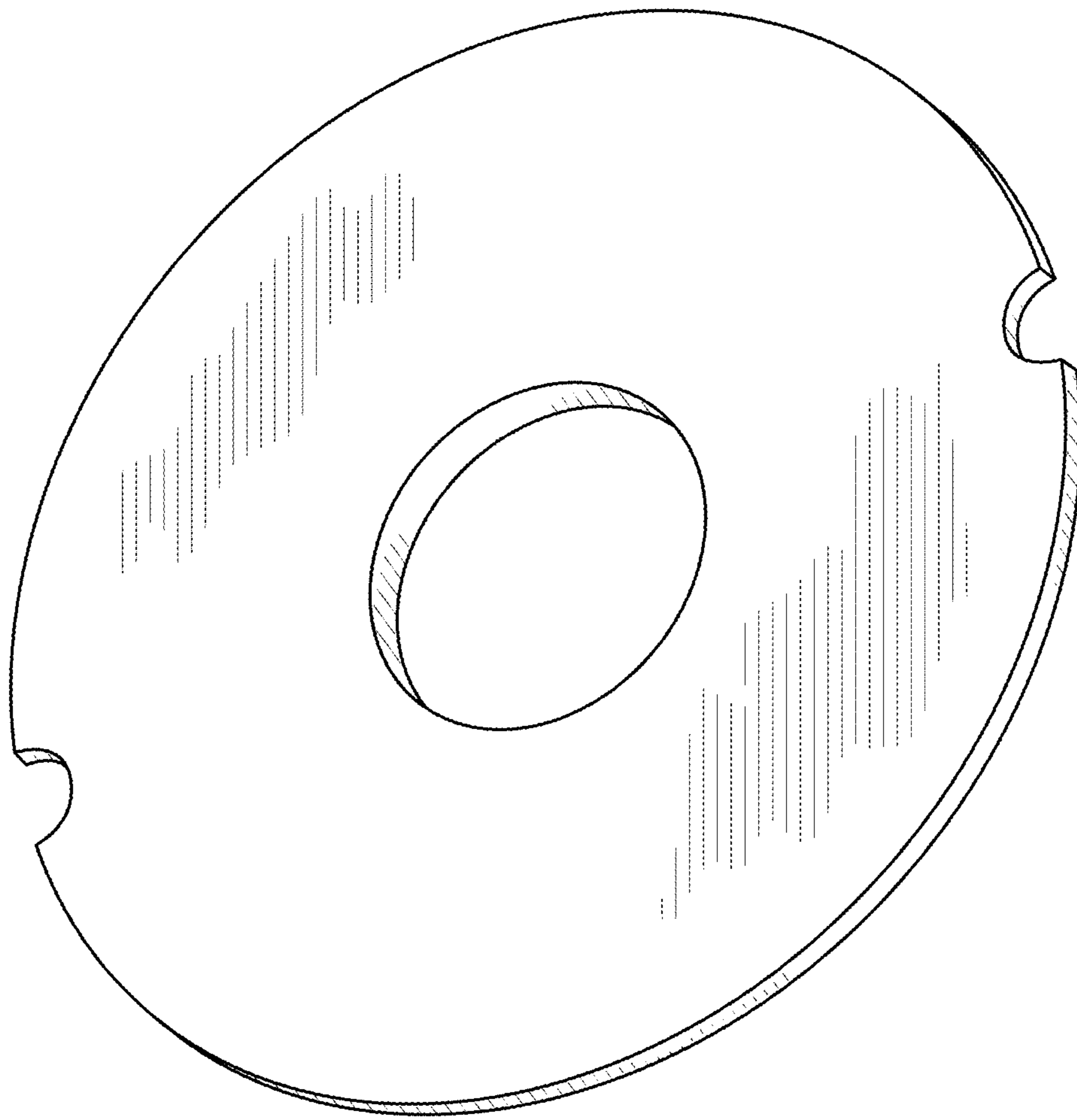


FIG. 1

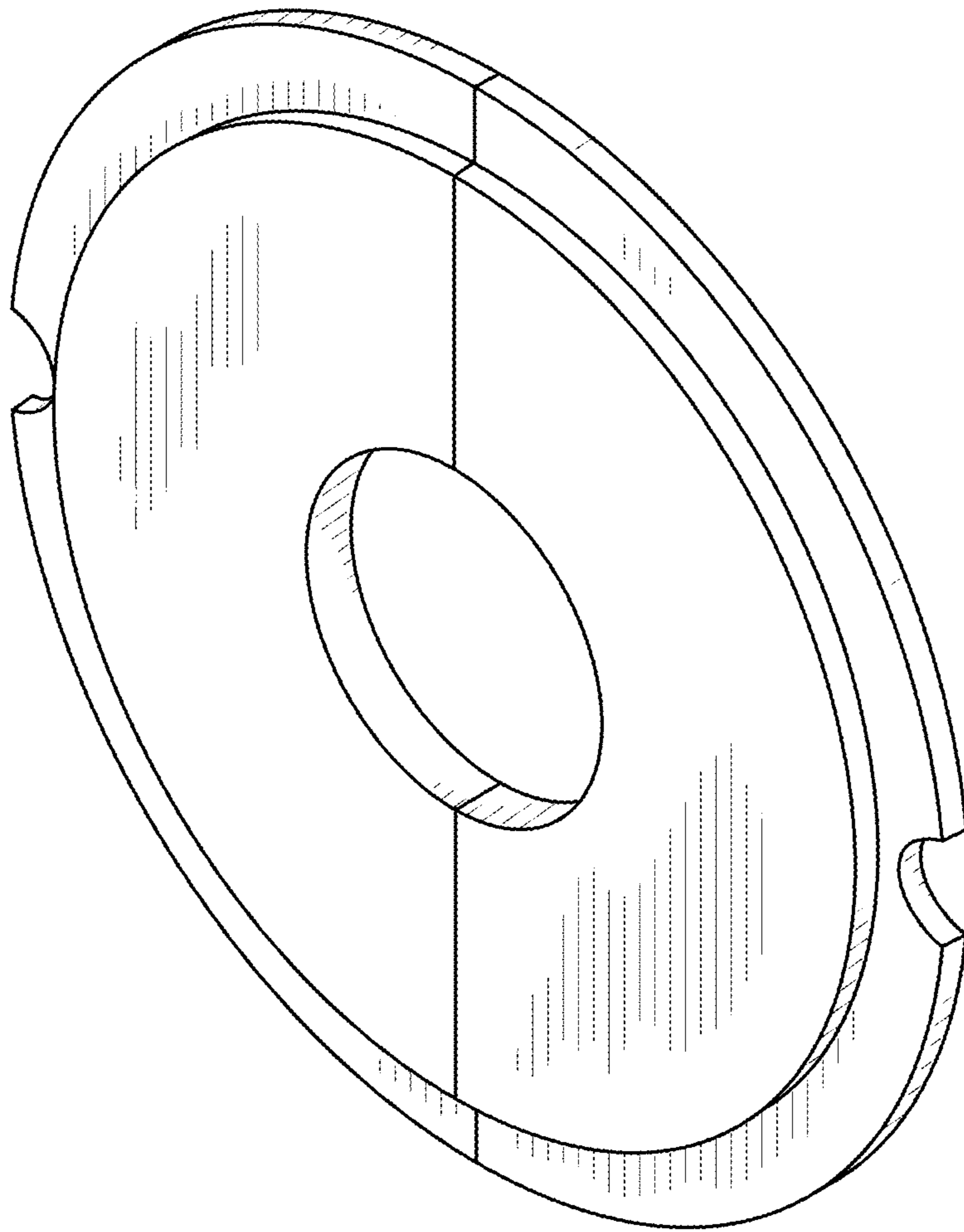


FIG. 2




FIG. 3



FIG. 4

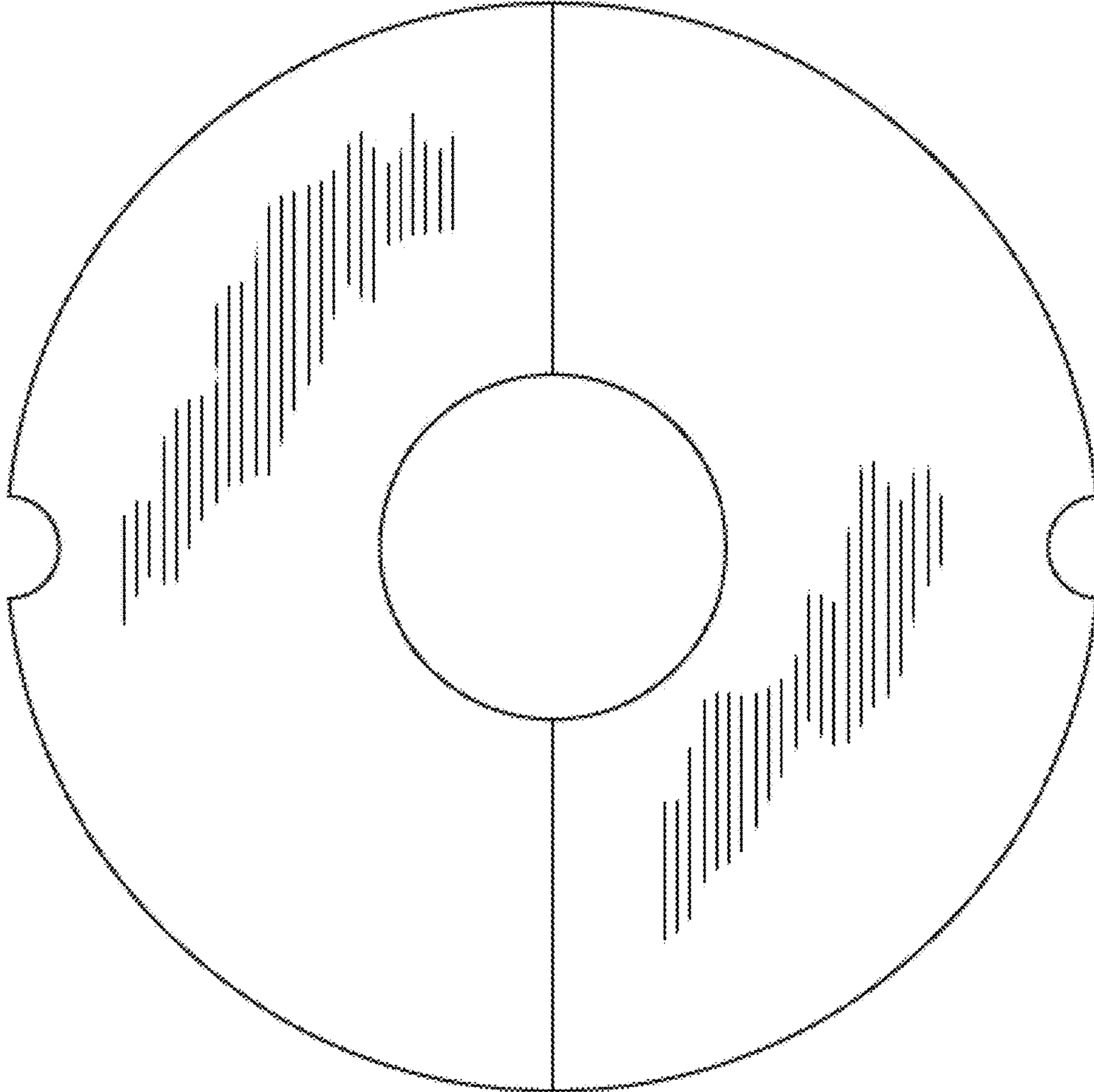


FIG. 5

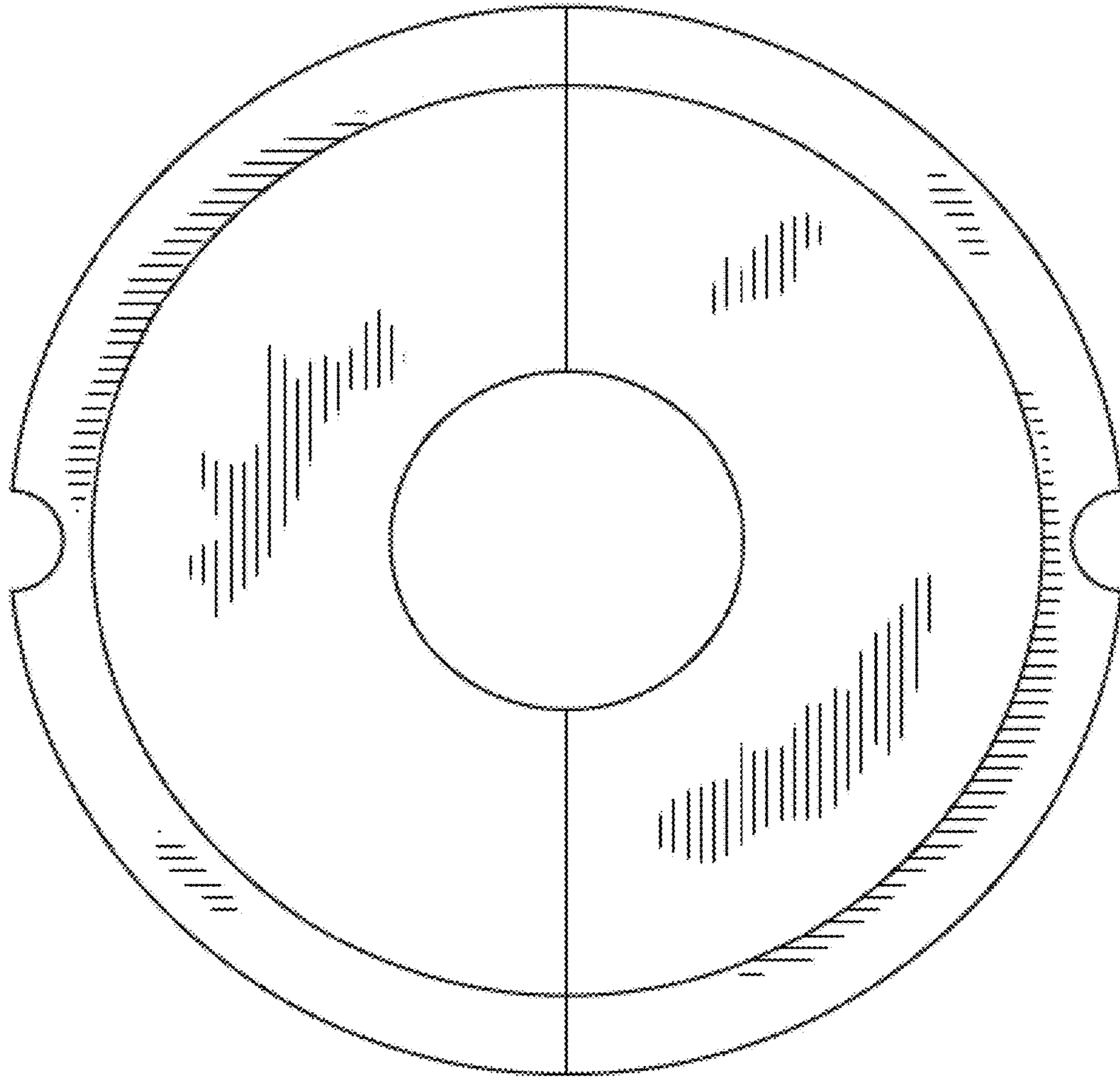


FIG. 6