



US00D776477S

(12) **United States Design Patent**
Mirchandani et al.

(10) **Patent No.:** **US D776,477 S**
(45) **Date of Patent:** **** Jan. 17, 2017**

(54) **PAN**

FOREIGN PATENT DOCUMENTS

(71) Applicant: **Tristar Products, Inc.**, Fairfield, NJ
(US)

CN 300743744 2/2008
CN 301355624 9/2010

(Continued)

(72) Inventors: **Keith Mirchandani**, Fairfield, NJ (US);
Mo-Tsan Tsai, Shenzhen (CN)

Primary Examiner — Ricky Pham

(73) Assignees: **TRISTAR PRODUCTS, INC.**,
Fairfield, NJ (US); **KE M.O. HOUSE**
CO., LTD., Shenzhen (CN)

(74) *Attorney, Agent, or Firm* — Adler Pollock &
Sheeahan P.C.; Daniel J. Holmader, Esq.; George N.
Chaclas, Esq.

(**) Term: **15 Years**

(57) **CLAIM**

(21) Appl. No.: **29/552,604**

The ornamental design for a pan, as shown and described.

(22) Filed: **Jan. 24, 2016**

DESCRIPTION

Related U.S. Application Data

(63) Continuation-in-part of application No. 29/547,842,
filed on Dec. 8, 2015.

The patent or application file contains at least one drawing
executed in color photograph. Copies of this patent or patent
application publication with color photograph(s) will be
provided by the Office upon request and payment of the
necessary fee.

(30) **Foreign Application Priority Data**

Dec. 1, 2015 (CN) 2015 3 0493868

FIG. 1 is a photographic perspective view of a pan showing
our new design;

(51) **LOC (10) Cl.** **07-02**

(52) **U.S. Cl.**
USPC **D7/360; D7/354; D7/361**

FIG. 2 is a photographic front view thereof;

(58) **Field of Classification Search**
USPC D7/323, 354–363, 391, 393–396, 402,
D7/409

FIG. 3 is a photographic rear view thereof;

FIG. 4 is a photographic right side view thereof;

FIG. 5 is a photographic left side view thereof;

FIG. 6 is a photographic top view thereof;

FIG. 7 is a photographic bottom view thereof; and,

FIG. 8 is a photographic right side view of the pan of FIG.
1 positioned over a gas stove burner, which is shown in
broken lines.

The elements depicted in broken lines in the various figures
are included for environmental purposes only, and form no
part of the claimed design.

(Continued)

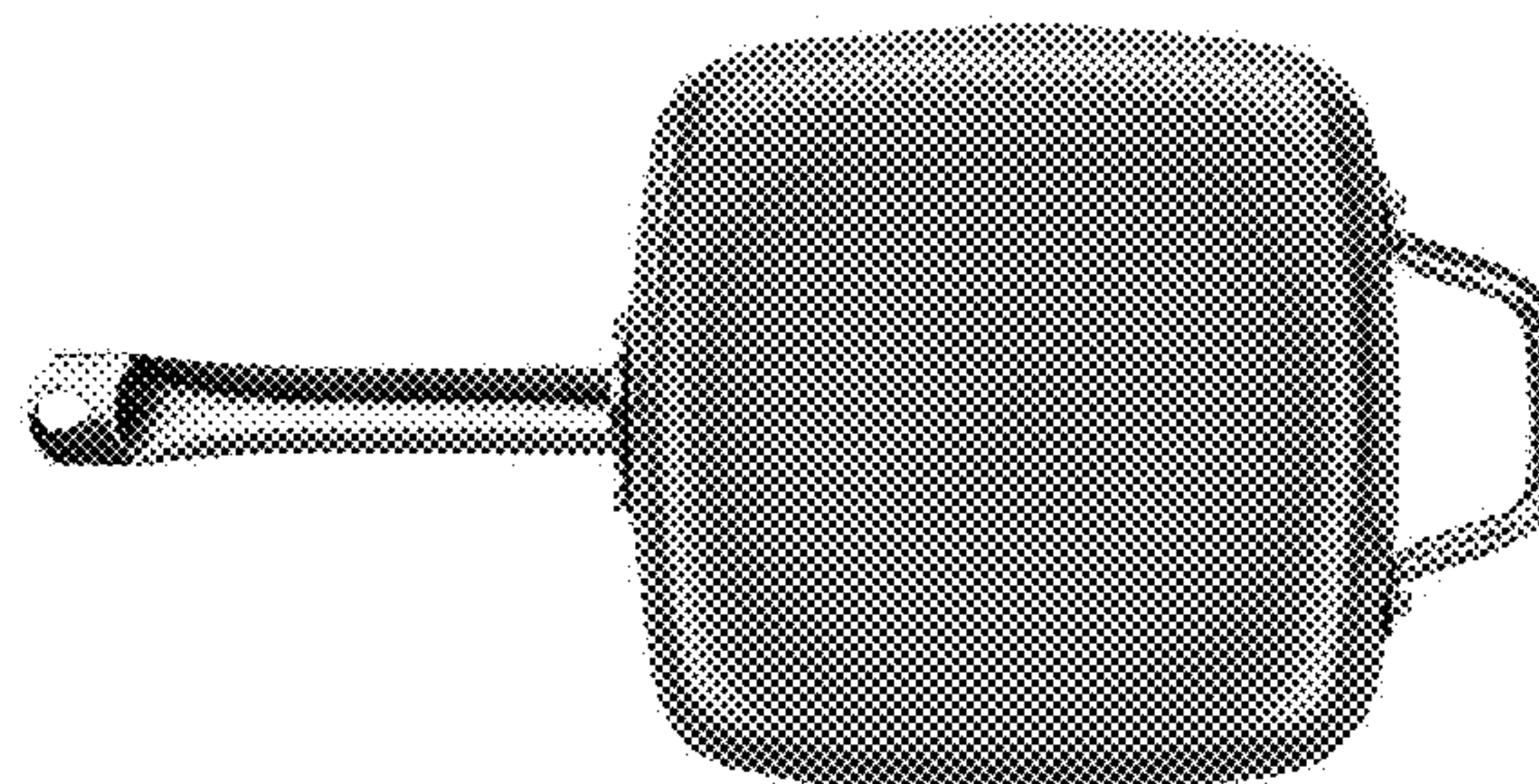

(56) **References Cited**

U.S. PATENT DOCUMENTS

2,085,220 A * 6/1937 Howlett A47J 27/022
126/390.1

D263,670 S 4/1982 Schwalder
(Continued)

1 Claim, 8 Drawing Sheets
(8 of 8 Drawing Sheet(s) Filed in Color)



(58) **Field of Classification Search**

CPC A47G 19/12; A47J 27/00; A47J 27/002;
 A47J 27/022; A47J 27/02; A47J
 27/08; A47J 27/21; A47J 27/58; A47J
 36/025; A47J 36/02; A47J 36/06; A47J
 36/12; A47J 37/00; A47J 37/10; A47J
 37/101; A47J 37/103; A47J 37/12; A47J
 37/1204; A47J 45/061; A47J
 45/071; A47J 45/08; H05B 6/12

See application file for complete search history.

(56) **References Cited**

U.S. PATENT DOCUMENTS

4,926,843 A * 5/1990 Vocke A47J 27/022
 126/390.1
 D338,370 S 8/1993 Takeda
 5,323,693 A 6/1994 Collard et al.
 5,396,834 A * 3/1995 Gambini A47J 27/022
 126/390.1
 5,497,696 A * 3/1996 Coudurier A47J 36/02
 126/390.1
 D373,287 S * 9/1996 Antonio D7/360
 D374,149 S * 10/1996 Candianides D7/359
 D377,438 S * 1/1997 Brunianyn D7/361
 D392,152 S * 3/1998 Rae D7/354
 D414,981 S 10/1999 Roskind et al.
 D458,797 S * 6/2002 Kellermann D7/360
 D467,462 S * 12/2002 Teisen-Simony D7/360
 D482,233 S * 11/2003 Rae D7/393
 D549,041 S 8/2007 Kellermann et al.
 D559,032 S * 1/2008 Kellermann D7/354
 7,415,922 B2 8/2008 Cheng
 D579,714 S * 11/2008 Cheng D7/360
 D587,519 S * 3/2009 Cheng D7/360
 D589,741 S * 4/2009 Gerlach D7/361
 D614,445 S 4/2010 Ferron et al.

D618,505 S * 6/2010 Rae D7/359
 D627,193 S * 11/2010 Marin D7/354
 D631,281 S 1/2011 Bodum
 D639,602 S 6/2011 Bodum
 D662,775 S * 7/2012 Moulin D7/354
 D663,582 S * 7/2012 Moulin D7/354
 D664,000 S * 7/2012 Moulin D7/354
 D669,730 S * 10/2012 Mandil D7/354
 D672,604 S 12/2012 Upston et al.
 D685,222 S 7/2013 Dang
 D693,627 S 11/2013 Moon et al.
 D696,059 S 12/2013 Bourbeau
 D696,060 S 12/2013 Schleinzer
 D697,751 S * 1/2014 Schleinzer D7/354
 D712,193 S * 9/2014 Nagrani D7/354
 D712,194 S 9/2014 Thonis
 D732,335 S 6/2015 Thonis
 D751,334 S 3/2016 Pan
 D752,912 S 4/2016 Venot et al.
 2005/0211106 A1 9/2005 Dierkes
 2007/0193575 A1 * 8/2007 Jan A47J 27/02
 126/390.1
 2008/0035139 A1 * 2/2008 Marin A47J 27/02
 126/390.1
 2010/0083949 A1 * 4/2010 Lisheng A47J 36/02
 126/390.1

FOREIGN PATENT DOCUMENTS

CN 302846862 6/2014
 CN 303503839 12/2015
 EM 001112353-0001 5/2009
 EM 001171466-0002 10/2009
 EM 001610098-0001 10/2009
 EM 001320717-0001 4/2012
 EM 002445940-0025 4/2014
 HK 1002396.2 6/2010
 JP 1534683 S 10/2015

* cited by examiner



Fig.1




Fig. 2




Fig. 3



Fig. 4




Fig. 5



Fig. 6



Fig. 7




Fig. 8