



US00D776466S

(12) **United States Design Patent** (10) **Patent No.:** **US D776,466 S**
Bonuccelli (45) **Date of Patent:** **** Jan. 17, 2017**

(54) **BOOKCASE**
(71) Applicant: **UNIFOR S.p.A.**, Turate (COMO) (IT)
(72) Inventor: **Dante Bonuccelli**, Turate (IT)
(73) Assignee: **UNIFOR S.p.A.**, Turate (Como) (IT)
(**) Term: **14 Years**
(21) Appl. No.: **29/516,200**
(22) Filed: **Jan. 30, 2015**
(30) **Foreign Application Priority Data**

D416,714 S * 11/1999 Ziliani D6/678.1
D450,518 S * 11/2001 Frederick D6/630
D459,932 S * 7/2002 Ellwanger D6/571
D479,925 S * 9/2003 Hsieh D6/675.1
D491,384 S * 6/2004 Lenger D6/675.3
D518,979 S * 4/2006 Petitclerc D6/571
7,337,729 B2 * 3/2008 Briosi A47B 47/021
108/107
D586,153 S * 2/2009 Maly D6/683.1
D607,667 S * 1/2010 Cayouette D6/675.1
D615,336 S * 5/2010 Moysig D6/571
D622,521 S * 8/2010 Urquiola D6/675.1
D632,102 S * 2/2011 Sato D6/675.1
D691,837 S * 10/2013 Hinkle D6/675.1
D691,838 S * 10/2013 Hinkle D6/675.1
D704,967 S * 5/2014 DeLagrange D6/675.1

(Continued)

Aug. 1, 2014 (EM) 002513754-0001
(51) **LOC (10) Cl.** **06-06**
(52) **U.S. Cl.**
USPC **D6/675.1**
(58) **Field of Classification Search**
USPC D6/672, 673, 675.1, 678, 678.1, 678.2;
108/180, 59, 91-92, 96; 211/40, 41.12,
211/42, 49.1, 50, 85.2
CPC A47B 63/00; A47B 43/00; A47F 5/0807;
A47F 5/08
See application file for complete search history.

Primary Examiner — Kelley Donnelly
(74) *Attorney, Agent, or Firm* — Thomas | Horstemeyer,
LLP

(57) **CLAIM**

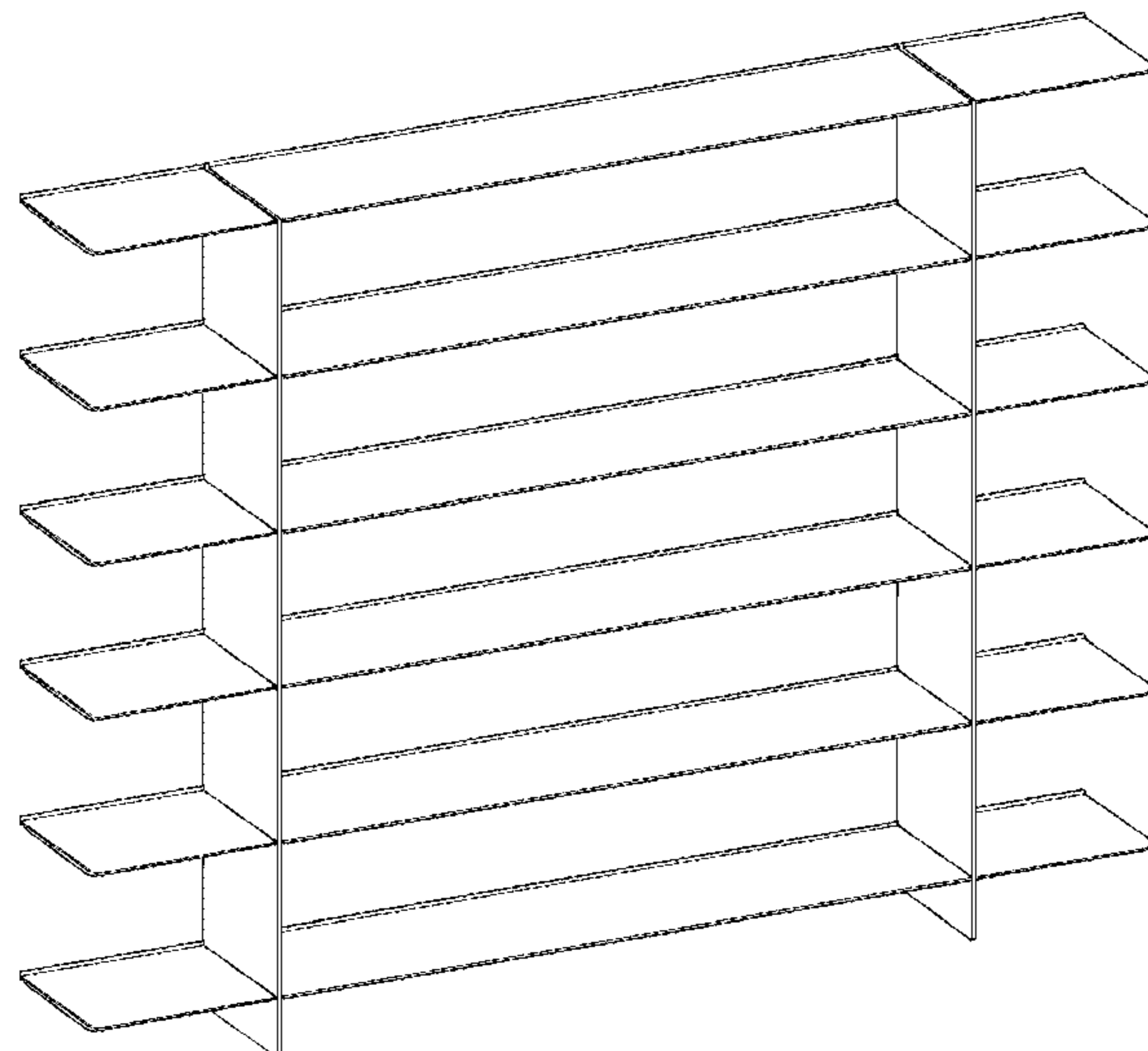
The ornamental design for a bookcase, as shown and described.

DESCRIPTION

(56) **References Cited**
U.S. PATENT DOCUMENTS
D179,999 S * 4/1957 Wilson D6/675.1
D247,273 S * 2/1978 Peters D6/571
D287,199 S * 12/1986 Bianchi Scarpa D6/675.1
D294,787 S * 3/1988 Berry, Jr. D6/675.3
D334,977 S * 4/1993 Avari D23/387
D348,577 S * 7/1994 Simpson D6/677.1
5,409,122 A * 4/1995 Lazarus A47B 47/021
108/147.14
5,855,175 A * 1/1999 Forbes A47B 47/042
100/42
D407,124 S * 3/1999 Melander D21/337

FIG. 1 is a perspective view of my new bookcase;
FIG. 2 is a front elevational view of my new bookcase of FIG. 1;
FIG. 3 is a rear elevational view of my new bookcase, opposite that of FIG. 2;
FIG. 4 is a side elevational view of my new bookcase taken from the left side of FIG. 1;
FIG. 5 is a side elevational view of my new bookcase from a side opposite that of FIG. 4;
FIG. 6 is a top plan view of my new bookcase; and,
FIG. 7 is a bottom plan view of my new bookcase.

1 Claim, 7 Drawing Sheets



(56)

References Cited

U.S. PATENT DOCUMENTS

D713,660	S	*	9/2014	Weatherly	D6/675.1
D716,081	S	*	10/2014	Dixon	D6/678.1
D716,082	S	*	10/2014	Dixon	D6/678.1
D722,459	S	*	2/2015	Schluetter	D6/675.3
D753,423	S	*	4/2016	Love	D6/678.2
D753,938	S	*	4/2016	DeLaGrange	D6/675.1
2002/0178979	A1	*	12/2002	Tidemann	A47B 47/042 108/186

* cited by examiner

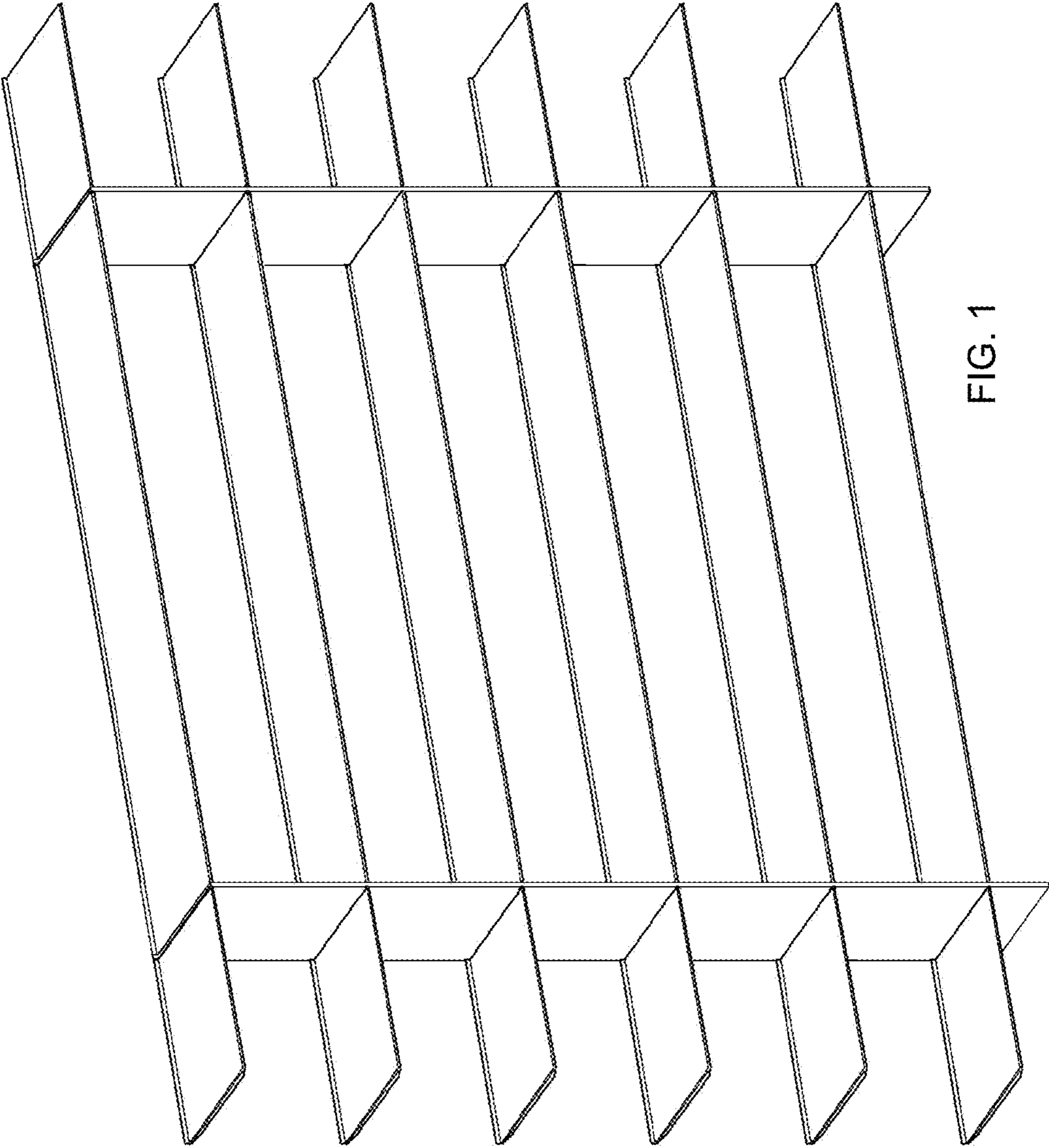


FIG. 1




FIG. 2

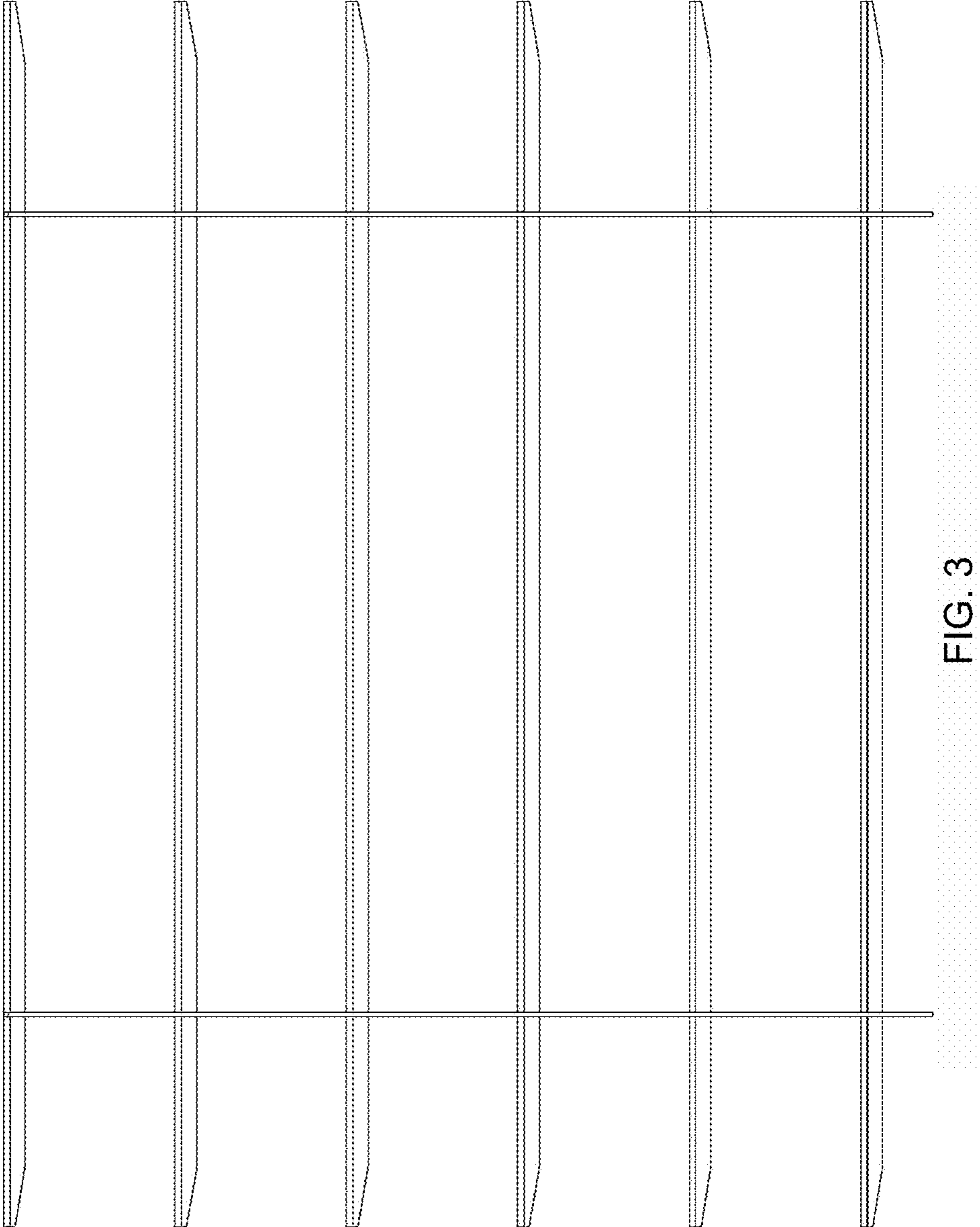
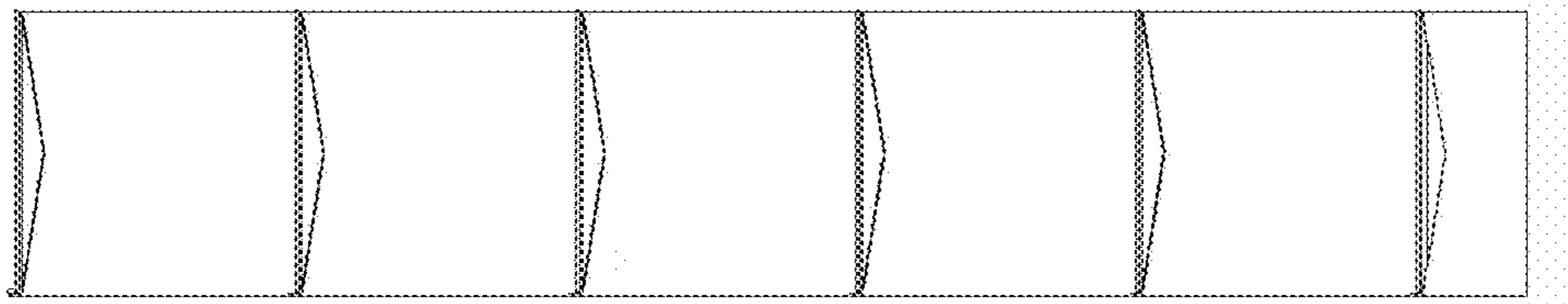
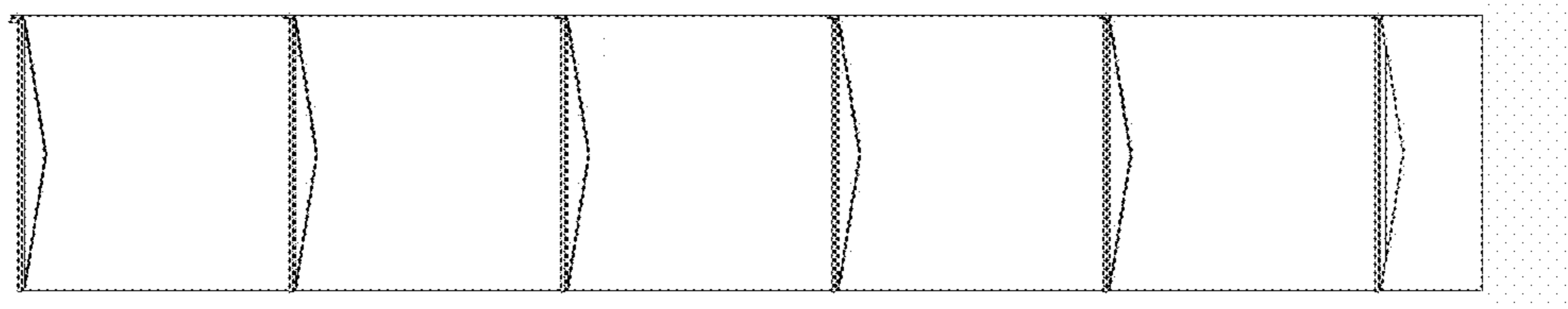



FIG. 3

FIG. 4








FIG. 6




FIG. 7