



US00D776461S

(12) **United States Design Patent** (10) **Patent No.:** **US D776,461 S**  
**Ben Messaoud** (45) **Date of Patent:** **\*\* Jan. 17, 2017**

(54) **EYEGLASS DISPLAY KIOSK**  
(71) Applicant: **Ocelli LLC**, Smithfield, RI (US)  
(72) Inventor: **Fahem Ben Messaoud**, Clichy (FR)  
(73) Assignee: **Ocelli LLC**, Smithfield, RI (US)  
(\*\*) Term: **14 Years**

D635,803 S \* 4/2011 Haddad ..... D6/703.1  
D690,139 S \* 9/2013 Trinh ..... D6/672  
D693,156 S \* 11/2013 Hamm ..... D6/672  
D757,465 S \* 5/2016 Woelfel ..... D6/672  
D763,606 S \* 8/2016 Benecke ..... D6/678.1  
2008/0087621 A1\* 4/2008 Zang ..... A47B 57/16  
211/187

(21) Appl. No.: **29/520,757**  
(22) Filed: **Mar. 17, 2015**  
(51) **LOC (10) Cl.** ..... **06-04**  
(52) **U.S. Cl.**  
USPC ..... **D6/659**  
(58) **Field of Classification Search**  
USPC ..... D6/370, 570, 630, 657, 659, 653.1,  
D6/660-661, 662-662.1, 663, 664, 671,  
D6/671.1, 672, 675.2-675.4, 678.1-682.2,  
D6/703.1  
CPC ..... A47B 17/03; A47B 17/04; A47B 57/16;  
A47F 2/00; A47F 3/00; A47F  
3/005; A47F 3/06; A47F 7/00; A47F  
7/021; A47F 7/283; A47F 9/00; E04B  
2002/7483; E04B 2002/7488  
See application file for complete search history.

(56) **References Cited**  
U.S. PATENT DOCUMENTS

4,558,788 A \* 12/1985 Grothaus ..... A47F 7/021  
211/85.1  
D297,082 S \* 8/1988 Binder ..... D6/675.4  
D303,462 S \* 9/1989 Schouten ..... D6/657  
D306,805 S \* 3/1990 Larson ..... D6/675.2  
D538,555 S \* 3/2007 Raile ..... D6/682.2  
D584,078 S \* 1/2009 Weigand ..... D6/672

**OTHER PUBLICATIONS**

Visionhub kiosk design, Jul. 31, 2013 (1 page).

\* cited by examiner

*Primary Examiner* — Ricky Pham

(74) *Attorney, Agent, or Firm* — Gardere Wynne Sewell  
LLP

(57) **CLAIM**

The ornamental design for an eyeglass display kiosk, as shown and described.

**DESCRIPTION**

FIG. 1 is a front view of an eyeglass display kiosk in accordance with the invention;

FIG. 2 is a rear view of the eyeglass display kiosk shown in FIG. 1;

FIG. 3 is a right side view of the eyeglass display kiosk shown in FIG. 1;

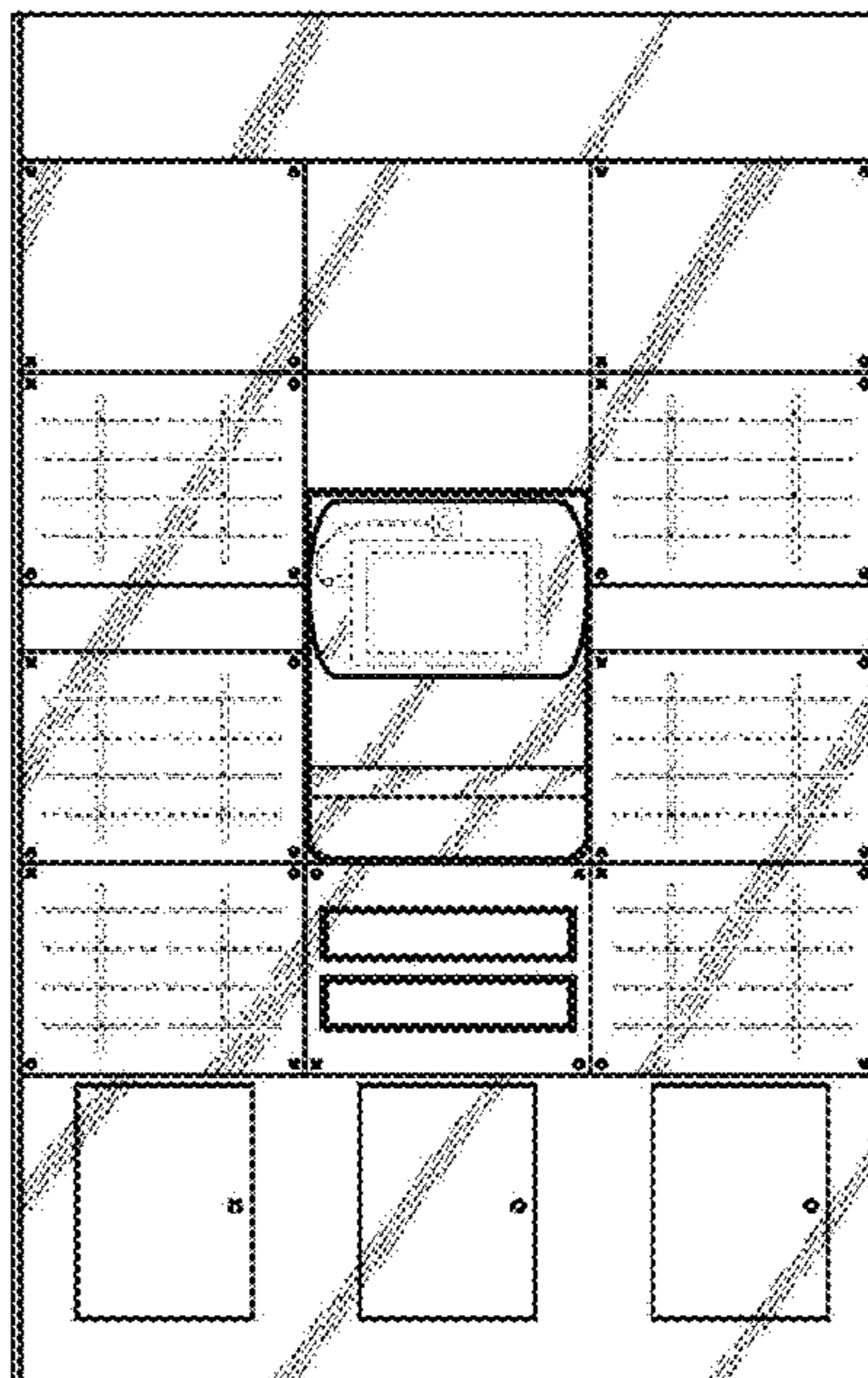
FIG. 4 is a left side view of the eyeglass display kiosk shown in FIG. 1;

FIG. 5 is a top view of the eyeglass display kiosk shown in FIG. 1; and,

FIG. 6 is a bottom view of the eyeglass display kiosk shown in FIG. 1.

The broken lines shown in the drawings are for illustrative purposes only and form no part of the claimed design.

**1 Claim, 6 Drawing Sheets**



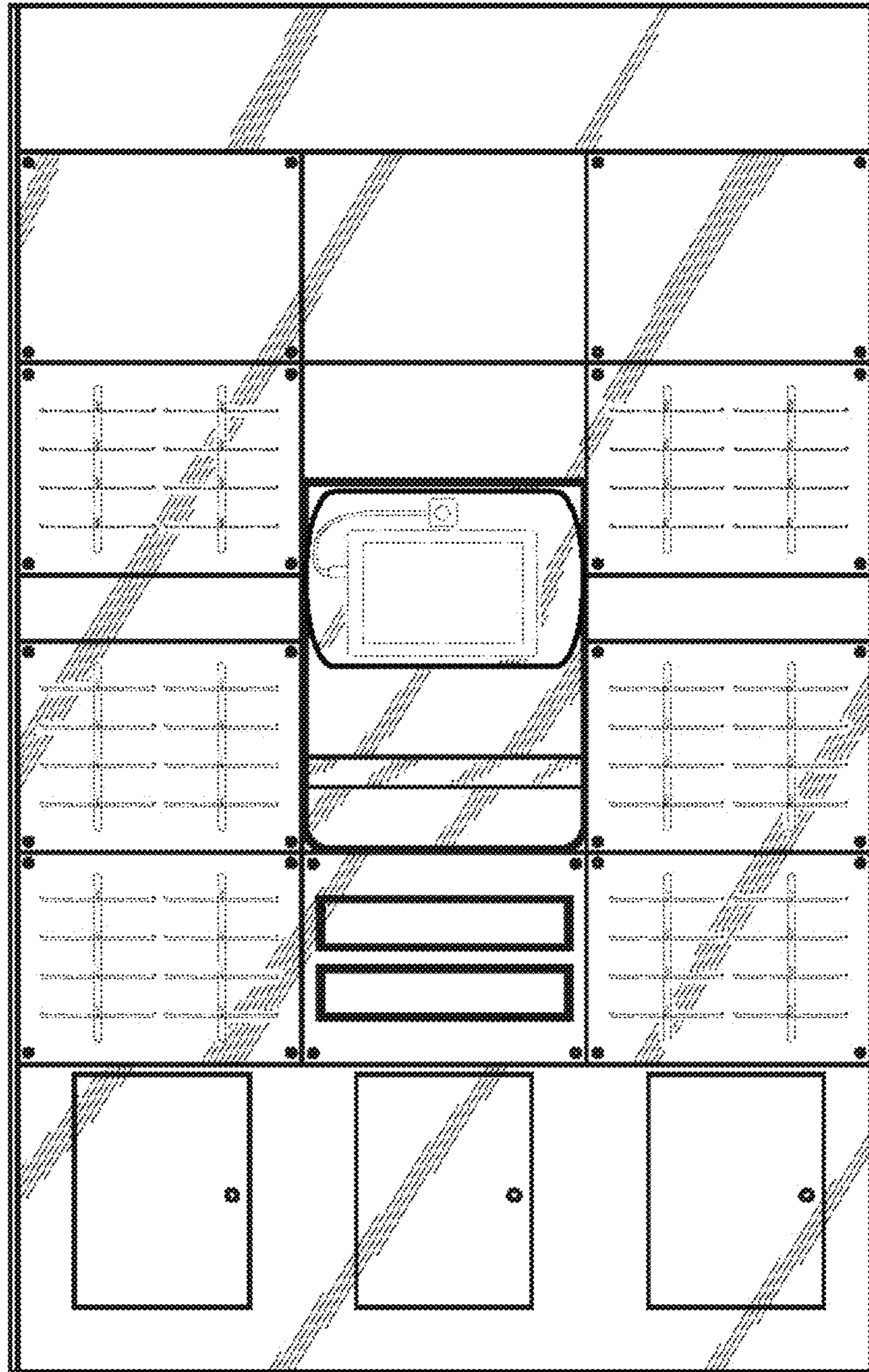


FIG. 1




FIG. 2




FIG. 3




FIG. 4

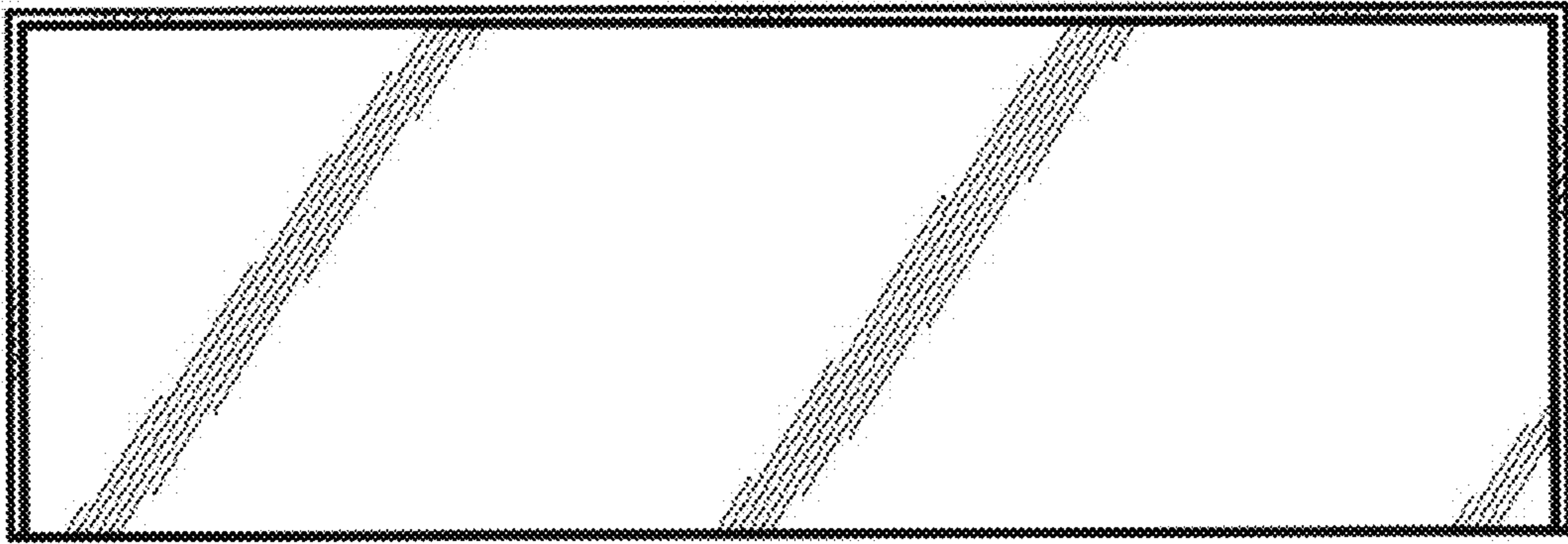


FIG. 5

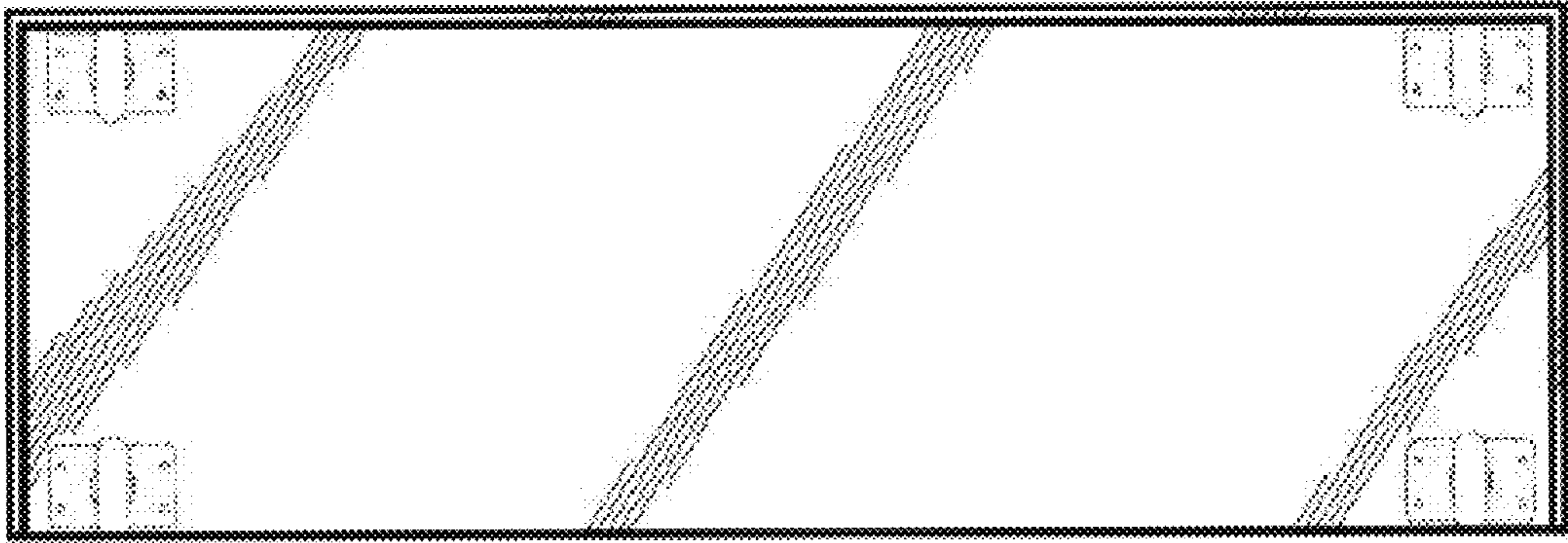


FIG. 6