



US00D776441S

(12) **United States Design Patent** (10) **Patent No.:** **US D776,441 S**
Nelson (45) **Date of Patent:** **** Jan. 17, 2017**

(54) **PAPER PRODUCT**

(71) Applicant: **The Procter & Gamble Company,**
Cincinnati, OH (US)

(72) Inventor: **Naomi Ruth Nelson,** Cincinnati, OH
(US)

(73) Assignee: **The Procter & Gamble Company,**
Cincinnati, OH (US)

(**) Term: **15 Years**

(21) Appl. No.: **29/527,672**

(22) Filed: **May 21, 2015**

(51) **LOC (10) Cl.** **05-06**

(52) **U.S. Cl.**
USPC **D5/62; D5/7**

(58) **Field of Classification Search**

USPC D5/4, 5, 7, 8, 10, 14, 16, 20, 22, 26, 32,
D5/36, 40, 41, 43-45, 47, 56-63, 53, 1,
D5/3, 2, 99; D6/582, 584, 587, 588, 592;
D25/138, D25/149, 151; D32/40
CPC B32B 5/024; B32B 5/266; B44F 1/00;
B44F 1/08; B44F 3/00; B44F 5/00; B44F
9/00; B44F 9/02; B44F 9/04; B44F 11/06;
D03D 1/00; D03D 25/00; D04H
1/00; D10B 2503/00; D21F 1/12; D21F
1/0054

See application file for complete search history.

(56) **References Cited**

U.S. PATENT DOCUMENTS

D17,599 S * 8/1887 Folsom D5/60
D63,759 S * 1/1924 Vandergaw et al. D5/57

D68,506 S * 10/1925 Bluhm D5/60
D69,296 S * 1/1926 Vandergaw et al. D5/57
D78,011 S * 3/1929 Currier et al. D5/57
D99,347 S * 4/1936 De Fury D5/47
D99,618 S * 5/1936 Daniels D5/1
D211,672 S * 7/1968 Drummond, Jr. D5/7
D239,566 S * 4/1976 Vogt D5/57
D384,210 S * 9/1997 du Grosriez D5/53
5,720,832 A * 2/1998 Minto A61F 13/15658
156/62.4
D409,841 S * 5/1999 Trombetta D24/125
6,261,666 B1 * 7/2001 Enderby B31F 1/07
156/209
D461,317 S * 8/2002 Jahner D5/53
D465,093 S * 11/2002 Jahner D5/25
D465,338 S * 11/2002 Jahner D5/25
D521,251 S * 5/2006 Enderby D5/53
D523,276 S * 6/2006 Kuo D6/601
D651,411 S * 1/2012 Wahlquist D5/53
D695,023 S * 12/2013 Olson D5/59
D732,838 S * 6/2015 Seitzinger D5/57
D734,617 S * 7/2015 Seitzinger D5/57

* cited by examiner

Primary Examiner — Karen S Acker

(74) *Attorney, Agent, or Firm* — C. Brant Cook

(57) **CLAIM**


The ornamental design for a paper product, as shown and described.

DESCRIPTION

FIG. 1 is a top plan view of a first embodiment of a paper product showing my new ornamental design; and, FIG. 2 is a top plan view of a second embodiment of a paper product.

The broken lines surrounding the figures depict the boundaries of the claim and form no part thereof.

1 Claim, 2 Drawing Sheets






Fig. 1




Fig. 2